



*R.V. Parts and Accessories*

# 50 YEARS ON THE ROAD



*Compliments of:*



Dear Customer:

Welcome to the Winnebago Industries Parts and Accessories Catalog.

This catalog is designed to be a visual reference guide to help you identify parts and accessories you need and want for your motor home. You can also visit the catalog on-line at [www.winnebagoind.com](http://www.winnebagoind.com)

It has always been our goal in the fifty years of being in the motor home business to supply you with quality motor home parts and accessories backed by knowledgeable, courteous service.

Your local Winnebago Industries dealer will be happy to provide you with part numbers and current prices for each item.

Contact your Winnebago Industries Dealer to place your order today!

**APPLIANCES .....3-32**

Refrigerators, Ranges, Range Covers, Monitor Panels, Microwaves, Coffee Makers, Portable Freezers, Vacuum Cleaners, Dishwasher, Washer/Dryer.

**ELECTRICAL .....33-85**

Televisions, TV Swivels, Video Control Center, VCR's, CD Players, Radios, Two-Way Radios, CD Changers, DVD, Speakers, Amplifiers, Antennas, Wall Plates, Rear Video System, GPS Navigation System, Lamps, Lights, Clocks, Clearance/Marker Lights, Taillights, Fog Lights, EMS, Converters, Inverters, Connectors, Power Cords, Switches, Receptacles, Gauges, Circuit Breakers, Bulbs, Bezels, Housing/Terminals, Solar Panel, Digital Satellite Systems, Relays, Power Cord Reel.

**HEATING AND COOLING .....86-102**

Air Conditioners, Ceiling Assemblies, Thermostats, Flexible Duct, Louvers, Bezels, Registers, Grilles, Furnaces, Rear Heaters, Filters, Ceiling Vents, Ceiling Fan, Ceiling Vent Shade.

**LP GAS.....103-104**

LP Regulators, Gas Detectors, Hoses, Valves, Gauges, Floats.

**PLUMBING .....105-128**

Sewer Adapters, Valve Hoses, Hatches, Flanges, Waste Controls, Stoppers and Strainers, Elbows, Plumbing Tees, Vinyl Tubing, Replacement Valves, Electric Waste Valve, Valve Checks, Faucets, Water Fills, Water Pumps, Water Heaters, Accumulators, Sending Unit, Holding Tank Fittings and Chemicals, P-Traps, Water Heater By-Pass Systems, Regulators, Showerheads and Accessories, Sinks, Water Purification System, Toilets, Holding Tank Heater Pads, Toilet Tissue and Cleaners.


**HARDWARE .....129-187**

Seals, Moldings, Trims, Tapes, Weatherstrip, Latches, Handles, Pulls, Knobs, Hinges, Curtain Track & Accessories, Brackets, Grommets, Assist Handles, Paper Towel Holders, Cabinet Organizers, Glass Hanger, Roll-Out Trash Containers, Swivels, Ashtrays, Gas Springs, Table Hardware, Cup Holders, Fire Extinguishers, Towel Bars, Mattresses, Select Comfort Mattresses, Air Mattress, Keyless Door Lock, Screen Door Slides, Door Knobs, Seat Belts, Fuel Fills, Skylights, Vents, Adhesives, Sealants, Spray Paint, Silicones, Mudflaps, Lug Wrenches, Awning Rail, Windshield Wiper Nozzle Kit, Beveled Mirrors.

**ACCESSORIES & MISCELLANEOUS.....188-207**

Exterior Mirrors, Shock Absorbers, Racks & Ladders, Bunk Ladders, Air Bags, Stabilizer Shocks, Door Bell, Electric and Pull-Out Steps, Floor Mats, Air Horns, Wheel Liners and Covers, Sunvisors, Power Hose Reel, Lug Nut Cover Tool & Wrenches, Power Shades, Airmasters, Carbon Monoxide Detector, Smoke Detectors, U-Bolts, MOX, AP 303 Protectant, Toy Motor Homes, Hitches, Floor Safe, Front Extension Hoses, Bike Rack, Spot Lifter, Fireplace, Windshield Adhesive Kit.

**OWNERS MANUALS .....210-216****INDEX .....217-240**



Dimensions:  
59-7/8"H x 23-1/2"W x 24"D

**Model 482 2 Door  
Replacement Parts Only**

- 103938-01-01A Refrig. 2-Way Norcold 482 (Pce. Parts Only)
- 104137-06-703 Bin, White
- 104137-06-704 Milk Bin, White
- 084880-03-706 Lamp
- 075217-01-738 Rocker Switch Humidity, Black
- 084880-01-732 Door Latch
- 104137-06-714 Burner Horizontal
- 104137-06-702 Rack-Juice, White
- 125242-02-708 Cover/Lamp Bracket




Dimensions: 51-7/8"H x 23-15/16"W x 23-1/2"D

**Norcold 876 EG3, EG2 6 Cu. Ft.  
Replacement Parts Only**

- 088248-01-000 876 EG3 (Piece parts only)
- 088248-02-000 876 EG2 2-Way 6 Cu. Ft. (Piece parts only)
- 104137-02-700 Control Module
- 084880-01-753 Thermocouple or Thermister
- 104137-06-714 Horizontal Burner
- 088248-01-707 Electrode Sensor Horiz.
- 084880-01-718 Kit-Elect. Gas Valve/Burner Tube
- 075217-01-738 Rocker Switch Humidity
- 088248-01-704 Swing Travel Latch
- 084880-03-705 Lamp Bracket
- 084880-03-706 DC Light Bulb
- 125242-02-708 Cover/Lamp Bracket





## Model 462 Replacement Parts Only

103622-01-01A Refrig. 2-Way Norcold 462 (Pce. Parts Only)  
 104137-06-703 Door Shelf Bin, White  
 104137-06-704 Milk Bin, White  
 084880-03-706 Lamp  
 075217-01-738 Switch (3-Position)  
 094039-01-710 Plate-Hinge, Top RH, Bottom LH, Black  
 084880-03-705 Bracket-Right, Interior  
 094039-01-704 Plate-Hinge, Top LH, RH Bottom, Black  
 084880-01-732 Door Latch  
 104137-06-714 Burner  
 104137-06-702 Rack-Juice, White  
 125242-02-708 Cover/Lamp Bracket




Dimensions: 29-3/4" H x 20-1/2" W x 21-3/8" D

## Norcold N300.9 Refrigerator

### \*Contact Parts Admin. Before Ordering

131147-01-01A Refrigerator-Sgl. Door, Top Rotary Knobs, Norcold N300.9  
 131147-01-731 Control Panel, 3-Way  
 131147-01-732 Switch/Selector, 4 Position  
 131147-01-733 Spark Ignitor  
 131147-01-734 Flame Meter  
 113737-01-709 Interrupter  
 113737-01-735 Thermostat Gas Valve  
 131147-01-725 Elbow, Brass/90°. 2 PC  
 131147-01-726 Adapter, Pipe  
 113737-01-730 Valve-Safety Ignition  
 131147-01-728 Plug/Extension Safety Valve  
 131147-01-729 Thermocouple  
 131147-01-730 O-Ring, Safety Valve  
 131147-01-746 Burner Assembly  
 131147-01-747 Spark Electrode  
 131147-01-748 Pressure Tap  
 104137-06-724 Ice Tray  
 125242-01-750 Clip  
 131147-01-701 Gas Control  
 131147-01-702 Control Panel Assembly  
 131147-01-704 Knob, Thermostat  
 131147-01-723 Heater, DC  
 131147-01-724 Heater, AC  
 131147-01-721 Cabinet Baffle  
 131147-01-708 Door Latch  
 131147-01-710 Hinge/Cabinet-Upper/RH, Lower/LH  
 131147-01-712 Wire Shelf Upper  
 131147-01-713 Wire Shelf Lower  
 131147-01-714 Door-Bin, White  
 131147-01-715 Drip Tray  
 113737-01-701 Bushing-Hinge  
 131147-01-711 Door Asm. (Foamed)  
 131147-01-742 Panel Retainer (2 Used)  
 131147-01-743 Plug-Beige  
 131147-01-744 Latch Plate  
 102621-04-703 Holder Spring, RH White Evaporator  
 102621-04-707 Holder-Spring, LH White Evaporator  
 131147-01-705 Freezer Door  
 131147-01-735 Hinge/Freezer Door, RH  
 131147-01-736 Hinge/Freezer Door, LH  
 131147-01-738 Spring Pin  
 131147-01-716 Burner Tube  
 131147-01-717 Gas Inlet Tube  
 131147-01-718 Terminal Block  
 131147-01-719 Manual Shut Off Valve  
 131147-01-720 Cooling Unit-NSC Syst. Pack



Dimensions: 16.3" x 24.8"

**Norcold 3-Way 3163  
Single Door Refrigerator**

- 113737-01-04A Refrigerator Small Single Door, 3-Way VW Lt. Gray (Not High Altitude)
- 113737-03-04A Refrigerator Small Single Door, 3-Way VW Lt. Gray 3163 HH
- 113737-04-04A Refrigerator Small Single Door, 3-Way VW Lt. Gray
- 113737-01-701 Hinge Bushing
- 113737-01-703 Flame Indicator Light Green or Red
- 113737-01-704 Door Gasket-Gray
- 113737-01-709 Interrupter
- 113737-01-711 Shelf L-Shaped, White
- 113737-01-715 Electrode-Spark Ignition
- 113737-01-717 Thermocouple
- 113737-01-719 Valve-Shut Off Manual
- 113737-01-721 Heater AC
- 113737-01-722 Heater DC (3-Way)
- 113737-01-723 Panel-Control
- 113737-01-760 Relighter
- 113737-01-729 Switch (Push Button), Selection
- 113737-01-730 Valve-Safety
- 113737-01-731 Block-Terminal
- 113737-01-732 Glass-Sight
- 113737-01-735 Thermostat-Gas Valve
- 113737-01-740 Knob-Thermostat
- 113737-01-746 Tube-Burner
- 113737-01-748 Gasket, Burner Box
- 113737-01-750 Tube Union
- 113737-01-751 Grommet F/Sight Glass
- 113737-01-752 Chain (Travel Latch)
- 113737-01-753 Latch (Travel Latch)
- 113737-01-759 Fuse Holder
- 113737-01-755 Rubber Grommet
- 113737-01-727 Orifice-Adapter Assembly



**Norcold 682/683  
Replacement Parts Only**

Dimensions: 59-7/8"H x 23-1/2"W x 24"D.

- 094039-01-000 683 3-Way (Piece parts only)
- 094039-04-000 682 2-Way 8 cu. ft. (Piece parts only)
- 094039-09-000 682 2-Way w/Ice Maker (Piece parts only)
- 104137-02-700 Ignition Control Module
- 094039-01-737 3-Way Power Supply Board
- 094039-04-702 2-Way Power Supply Board
- 084880-01-753 Thermocouple or Thermister
- 104137-06-714 Horizontal Burner
- 104137-06-703 Door Bin-White
- 088248-01-707 Electrode Sensor Horiz.
- 094039-01-717 Refrig. Door Handle-Black
- 084880-01-718 Kit-Elect. Gas Valve/Burner Tube
- 084880-03-705 Lamp Socket
- 094039-01-700 3-Way Eyebrow P. C. Board
- 094039-04-700 2-Way Eyebrow P.C. Board
- 075217-01-738 Rocker Switch Humidity
- 084880-01-732 Door Latch
- 104137-06-704 Milk Storage Bins, White
- 103251-04-01A Door Insert-Acrylic Black 19.53 x 39.20
- 103251-02-01A Freezer, Door Insert-Acrylic Black 19.53 x 16.06
- 104137-06-702 Rack-Juice, White
- 120075-03-701 Valve Asm., Water w/Bracket
- 125242-02-708 Cover/Lamp Bracket



Dimensions: 52-7/8"H x 23-1/2"W x 24"D

## Norcold 662 Replacement Parts Only

104138-02-01A Refrig. Small Dbl. Door 2-Way 662 RH (Pce. Parts Only)  
 104138-03-01A Refrig. Small Dbl. Door 2-Way (Piece Parts Only)  
 075217-01-738 Switch Rocker 3-Position Black (Hum)  
 084880-01-718 Kit-Elect. Gas Valve/Burner Tube  
 084880-01-732 Latch  
 084880-01-753 Thermister 78" w/o Clip  
 084880-01-761 End Cap, Spring Catch, Lower, Black  
 084880-03-705 Bracket F/Interior Refrig. Light  
 084880-03-706 Lamp, Bulb  
 088248-01-707 Sensor Electrode, Horizontal  
 094039-01-704 Hinge Plate, Black LH  
 094039-01-710 Hinge Plate, Black RH Top LH Btm.  
 104137-06-703 Door Bin, White  
 094039-04-700 PC Board, 2-Way  
 094039-04-702 Power Supply, 2-Way  
 104137-06-730 Shelf-Bottom w/White Cutout  
 104137-06-702 Rack-Juice, White  
 104137-06-704 (4) Bin, Milk, White  
 125242-02-710 Gas Valve/Bracket/Wires Comb.  
 125242-02-708 Cover/Lamp Bracket



## Replacement Parts Only Norcold 6052

*The following part numbers are replacement parts only, for  
 102621-04-01A Refrigerator, Large Sgl. Door, 2-Way,  
 Norcold 6052 RH.*

*If a complete refrigerator is needed order: 102621-02-01A  
 Refrigerator, Large Sgl. Door 2-Way  
 w/reverse handle, Norcold 652.*

075217-01-738 Switch-Humidity  
 084880-01-720 Spring (For Door Handle)  
 084880-01-732 Latch  
 084880-01-753 Thermister-78" w/o Clip  
 084880-01-761 Cap-End, Catch, Upper, Black  
 084880-03-702 Pin-Hinge, Top/Btm., Female  
 094039-01-704 Plate-Hinge, Top LH, RH Btm. Blk.  
 094039-01-710 Plate-Hinge, RH Top, LH Btm., Blk.  
 094039-01-717 Handle Asm., Lower Door, Blk.  
 094039-04-700 Board-PC, 2-Way  
 094039-04-702 Power Supply (2 Way)  
 104137-02-700 Module-Ignition  
 104137-06-703 Bin-Door Shelf, White  
 104137-06-704 Bin-Milk, White  
 104137-06-707 Crisper, White  
 104137-06-713 Gasket-Orifice  
 104137-06-714 Burner Assembly, 5-Slot  
 104137-06-715 Electrode-Spark/Sensor, Sgl.  
 104137-06-730 Shelf-Bottom w/Cutout White  
 131147-01-736 Hinge-Freezer-Door, LH

**Norcold N512UR**

(Not Shown)

**\*Contact Parts Admin. Before Ordering**

- 158914-01-01A Refrigerator-Small, Sgl. Door, RH/2-Way, Black
- 125242-02-710 Gas Valve/Brkt/Wires Comb.
- 102621-04-703 Holder-Spring, RH, White Evap.
- 102621-04-707 Holder-Spring, LH, White Evap.
- 104137-06-724 Ice Tray
- 120075-25-701 Door Bin-White f/Smooth Liner
- 125242-01-750 Clip
- 125242-03-715 Hinge Pin-Upper Wrapped Doors
- 131147-01-705 Freezer Door
- 138809-01-705 Shelf-Wire/Top/Short
- 138809-01-706 Shelf-Wire/Lower/Flipper
- 158914-01-700 Board/Optical Display
- 158914-01-701 Board/Optical Display
- 158914-01-702 Control Panel/Optical Overlay
- 158914-01-703 Shelf-Wire/Middle
- 158914-01-704 Latch-Door/Black
- 158914-01-705 Hinge/Cabinet-Top/LH-LWR/RH-Blk.
- 158914-01-706 Cover/Crisper
- 158914-01-707 Cap/Clear-Flipper Shelf
- 158914-01-708 Door-f/N512, Black
- 158914-01-709 Plate/Latch-Door, Black
- 158914-01-710 Filler/Plate-Door, Black
- 158914-01-712 Hinge/Cabt.-Top/RH-LWR./LH, Black
- 158914-01-713 Bin Crisper
- 158914-01-714 Drain Hose
- 158914-01-715 Drip Tray-Inside
- 158914-01-716 Plug-Drip Tray, White
- 104137-06-715 Electrode-Spark/Sensor, Sgl.
- 120075-01-738 Cover-Power Board
- 120075-01-740 Base-Power Board
- 121568-03-719 Power-Board, 2-Way
- 121568-06-709 Board-Power, N611/N822F
- 121569-07-700 Cord-AC Power
- 121569-08-701 Base-Power Board
- 121569-08-702 Cover-Power Board
- 121569-08-703 Gas Valve-Solenoid
- 138809-01-724 Burner/Orifice Adapter Kit
- 158914-01-717 Cover/Rear-Optical Display
- 158914-01-718 Thermister-SN 9140558 & Down
- 158914-01-719 Thermister-SN 9140559 & Up
- 158914-01-720 Cooling Unit
- 158914-01-721 Heater-AC/200W/110 VAC
- 158914-01-722 Gas Valve w/Bracket Asm.
- 158914-01-723 Tube/Burner
- 131147-01-736 Hinge/Freezer Door, LH
- 131147-01-735 Hinge/Freezer Door, RH

**Replacement Parts Only Norcold 9162**

*The following parts are replacement parts only for 121568-01-01A Refrigerator, Small, Dbl. Door, Black, 2-Way 9162R and 121568-02-01A Refrigerator, Small Dbl. Door, 2-Way 9162L.*

- 084880-03-705 Bracket-Light, Interior
- 084880-03-706 Bulb, Lamp
- 104137-06-714 Burner Assembly, 5-Slot
- 104137-06-715 Electrode-Spark/Sensor, Sgl.
- 113737-01-750 Tube-Union
- 120075-01-701 Hinge-Top RH/Btm. LH, Painted
- 120075-01-705 Hinge, Painted, Top LH/Btm. RH
- 120075-01-708 Bushing, Door Hinge
- 120075-01-711 Handle Asm. Upper RH/Lower LH
- 120075-01-713 Trim-Top Piece
- 120075-01-714 Plug-Hole
- 125242-02-708 Cover/Lamp Bracket
- 120075-01-720 Tray-Drip
- 120075-01-721 Louver-Drip Tray
- 120075-01-725 Cover-Crisper
- 120075-01-727 Pin-Hinge
- 120075-01-728 Cover-Hinge Hole
- 120075-01-730 Retainer-Shelf
- 120075-01-732 Plate-Strike
- 120075-01-735 Wire Asm. Lamp
- 120075-01-738 Cover-Power Board
- 120076-01-700 Retainer-Lower Door Panel
- 120076-01-704 Cooling Unit, Service Pack
- 121568-01-700 Rail-Door Upper
- 121568-01-701 Bin-Door White
- 121568-01-704 Rail-Door Lower
- 121568-01-707 Shelf-Wire Short
- 121568-01-709 Crisper
- 120075-01-704 Door Handle-Upr. RH, Lwr. LH
- 121568-01-713 Kit-Gas Valve/Burner Tube
- 120075-20-702 Trim PC (Foam/Tape) Bottom, Black



Dimensions: 43-1/4"H x 23-1/2"W x 24"D

**Norcold 652  
Replacement Parts Only**

- 102621-02-01A Refrig. Lg. Sgl. Door 2-Way 652RH (Pcc. Parts Only)
- 075217-01-738 Switch Rocker 3-Pos. Blk. (HUM)
- 084880-01-718 Kit-Elect. Gas Valve/Burner Tube
- 084880-01-732 Latch
- 104137-06-704 Milk Bin, White

CONTINUED NEXT PAGE



## APPLIANCES

### NORCOLD 652 CONTINUED

104137-06-730 Shelf-Bottom, w/Cutout White  
084880-01-753 Thermister, 78" w/o Clip  
088248-01-707 Sensor Electrode, Horizontal  
094039-01-704 Hinge Plate, Black, LH  
094039-01-710 Hinge Plate, Black, RH Top LH Btm.  
104137-06-703 Door Bin, White  
094039-01-717 Handle Asm., Black w/Cap & Spring  
104137-06-704 Milk Bin, White  
094039-04-700 PC Board, 2-Way  
094039-04-702 Power Supply, 2-Way  
104137-02-700 Control Module, Channel  
104137-06-702 Rack, Juice, White

### Replacement Parts Only Norcold 9182

*The following are piece parts only for 121569-02-01A Refrig. Lg. Dbl. Door Black, 2-Way, Norcold 9182L and 121569-01-01A Refrig. Lg. Dbl. Door, Black 2-Way 9182R.*

084880-03-705 Bracket-Light, Interior  
084880-03-706 Bulb-Lamp  
104137-06-714 Burner Assembly, 5-Slot  
104137-06-715 Electrode-Spark/Sensor, Sgl.  
113737-01-750 Tube-Union  
120075-01-701 Hinge-Top, RH/Btm. LH, Painted  
120075-01-705 Hinge, Painted, Top LH/Btm. RT  
120075-01-708 Bushing-Door Hinge  
120075-01-711 Handle Asm., Upper RH/Lower LH  
120075-01-713 Trim-Top Piece  
120075-01-714 Plug-Hole  
120075-01-720 Tray-Drip  
120075-01-725 Cover-Crisper  
120075-01-727 Pin-Hinge  
120075-01-732 Plate Strike  
120075-01-735 Wire Asm. Lamp  
120075-01-736 Cooling Unit, Service Pack  
121568-01-700 Rail-Door Upper  
121568-01-701 Bin-Door White  
121568-01-704 Rail-Lower Door  
121568-01-707 Shelf-Wire, Short  
121568-01-709 Crisper  
120075-01-704 Door Handle-Upr. RH/Lwr. LH  
125242-02-710 Gas Valve/Bracket/Wires Comb.  
121568-06-708 Burner/Orifice-Adapter Kit  
120075-20-702 Trim PC (Foam/Tape) Bottom, Black  
125242-02-708 Cover/Lamp Bracket  
120075-01-745 Control Asm./Opt. Display

### Norcold 822

(Not Shown)

121569-05-01A Refrig.-Lg. Dbl. Door/2-Way/Non-Flush Handle, Blk. RH N822R  
121569-06-01A Refrig.-Lg. Dbl. Door/2-Way/N822L  
121569-07-01A Refrig.-Lg. Dbl. Door/LH 2-Way w/Fan, N822LF  
121569-08-01A Refrig. Lg. Dbl. Door/RH 2-Way w/Fan, N822RF  
120075-01-713 Trim-Top Piece  
120075-01-714 Plug-Hole (Black)  
120075-01-720 Tray-Drip  
120075-01-721 Louver-Drip Tray  
120075-01-725 Cover-Crisper  
120075-01-727 Pin-Hinge  
120075-01-730 Retainer-Shelf f/Ser.#926684 & Down  
120075-01-732 Plate-Strike  
120075-07-705 Trim-Side, Black  
121568-01-707 Shelf-Wire, Short  
121568-01-709 Crisper  
121568-03-710 Hinge/Cabinet-Top/RH-Lwr/LH  
121568-03-712 Shelf-Wire Freezer

CONTINUED NEXT COLUMN

### NORCOLD 822 CONTINUED

121568-03-713 Front Box/Decorative-Black  
121568-03-714 Control Asm.-2-Way-Black, SN 912684 & Down  
121568-03-715 Hinge/Cabinet-Top/LH-Lwr/RH  
121568-03-716 Cover-Hinge Holes  
121568-03-717 Hole Plug-White  
084880-03-705 Bracket-Light-Interior  
084880-03-706 Bulb-Lamp  
125242-02-708 Cover/Lamp Bracket  
120075-01-735 Thermister w/Lamp & Wire/Asm.  
120075-01-736 Cooling Unit, Service Pack  
121569-08-701 Base-Power Board f/SN 9126825 & Up  
120075-01-740 Base-Power Board f/SN 9126824 & Down  
120075-20-702 Trim PC (Foam/Tape) Btm., Black  
121569-08-700 Control Asm. Ser.#912685 & Up  
121569-08-702 Cover-Power Board  
121568-06-709 Board/Power, N822F f/SN 9126965 & Up  
120075-01-738 Cover-Power Board  
120075-20-704 Kit Power Board /EG2-2 Way  
125242-02-720 Retainer-Shelf, SN 926685 & Up  
084880-01-718 Kit-Gas Valve/Solenoid, Tube  
104137-06-714 Burner Assembly, 5-Slot  
104137-06-715 Electrode-Spark/Sensor, Sgl.  
113737-01-750 Tube-Union  
120075-01-738 Cover-Power Board, SN 9126824 & Down  
121568-03-719 Power-Board, 2-Way, SN 9126824 & Down  
121569-07-700 Cord-AC Power  
120075-01-701 Hinge-Top RH/Bottom LH (Door)  
120075-01-702 Cap, (Hinge Plug)  
120075-01-705 Hinge-Top LH/Bottom RH (Door)  
120075-07-700 Door Bin-Small/Clear F/Waffled Liners Only  
120075-07-701 Divider/Door Bin Clear  
120075-12-700 Handle (Contour) Top, LH/Btm. RH  
121568-01-700 Rail-Door Upper  
121568-03-700 Retainer-Door Panel, Waffle/Black  
121568-03-701 Bushing-Hinge Pin/Gray  
121568-03-702 Door Liner-Upper/Waffled/Black  
121568-03-705 Storage Latch, Gray  
120075-07-702 Retainer-Door Panel/Waffle/Black  
120075-07-703 Door Liner-Lower/Waffled/Black  
120075-12-701 Handle (Contour) Top RH/Btm/LH  
121568-01-701 Bin-Door White-Waffled Liner  
121568-01-704 Rail-Door Lower  
121568-06-708 Burner/Orifice-Adapter Kit  
125242-02-710 Gas Valve/Brkt./Wires Combo, f/SN 9185698 & Down  
125242-01-729 Fan-External DC  
125242-01-730 Bracket-DC Fan  
125242-01-741 Support-DC Fan  
121568-05-700 Fan Kit-12 V. Double Sidewall  
120075-20-702 Trim PC (Foam-Tape) Bottom, Black  
121568-03-708 Handle/Flush-Top/LH-Lwr./RH  
121568-01-708 Shelf-Wire  
121569-08-703 Gas Valve-Solenoid, SN 9185699 & Up  
120075-01-730 Retainer-Shelf, SN 926684 & Down  
104137-06-709 Burner Asm., 5-Slot

### Replacement Parts Only Norcold N821R & N821L

*The following are piece parts only for 121569-03-01A Refrigerator, Large Double Door, Black, 2-Way N821R and 121569-04-01A Refrigerator, Large Double Door, Black, 2 Way, N821L*

084880-01-718 Kit-Elect. Gas Valve/Burner Tube  
084880-03-705 Bracket-Light, Int.  
084880-03-706 Bulb-Lamp  
104137-06-714 Burner Assembly, 5-Slot  
104137-06-715 Electrode-Spark/Sensor, Sgl.  
113737-01-750 Tube-Union

CONTINUED NEXT PAGE

*NORCOLD N821R & N821L CONTINUED*

- 120075-01-701 Hinge-Top RH/Bottom LH (Door)
- 120075-01-702 Cap (Hinge Plug)
- 120075-01-705 Hinge-Top LH/Bottom RH (Door)
- 120075-01-714 Plug-Hole
- 120075-01-720 Tray-Drip
- 120075-01-725 Cover-Crisper
- 120075-01-727 Pin-Hinge
- 120075-01-732 Plate-Strike
- 120075-01-735 Thermister w/Lamp & Wire Asm.
- 120075-01-736 Cooling Unit, Service Pack
- 120075-01-738 Cover-Power Board
- 120075-07-705 Trim-Side-Black
- 121568-01-707 Shelf-Wire, Short
- 121568-01-709 Crisper
- 121568-03-700 Retainer-Door Panel/Black
- 121568-03-701 Bushing-Hinge Pin/Gray
- 121568-03-702 Door Liner w/Trim/Black
- 121568-03-703 Handle Asm. Top/RH, Lwr./LH Blk.
- 121568-03-704 Travel Latch-Gray
- 121568-03-705 Storage Latch-Gray
- 121568-03-710 Hinge/Cabinet Top/RH-Lwr./LH
- 121568-03-713 Front Box/Decorative-Black
- 121568-03-714 Control Asm.-2-Way Black
- 121568-03-715 Hinge/Cabinet-Top/LH-Lwr./RH
- 121568-03-716 Cover-Hinge Holes
- 121568-03-717 Hole Plug-White
- 121568-03-719 Power Board-2-Way
- 120075-01-713 Trim-Top Piece
- 125242-02-710 Gas Valve/Bracket/Wires Comb.
- 121568-06-708 Burner/Orifice-Adapter Kit
- 120075-20-702 Trim PC (Foam/Tape Bottom, Black)
- 125242-02-708 Cover/Lamp Bracket



Dimensions: 59-7/8"H x 23-1/2"W x 24"D

**Norcold 683/682  
Replacement Parts Only**

- 104137-01-01A Refrig. Large Dbl. Door 3-Way (Piece Parts Only)
- 104137-02-01A Refrig. Large Dbl. Door 2-Way 682 RH BL (Piece Parts Only)
- 104137-03-01A Refrig. Large Dbl. Door 2-Way 682 LH BL (Piece Parts Only)
- 075217-01-738 Switch Rocker 3-Pos., Black (Hum)
- 084880-01-718 Kit-Elect. Gas Valve/Burner Tube
- 084880-01-732 Latch

CONTINUED NEXT COLUMN

*NORCOLD 683/682 REPLACEMENT PARTS CONTINUED*

- 084880-01-753 Thermister, 78" w/o Clip
- 084880-01-761 End Cap, Spring Catch, Lower, Black
- 084880-03-706 Lamp, Bulb
- 104137-06-714 Burner, Horizontal
- 088248-01-707 Sensor Electrode, Horizontal
- 094039-01-700 PC Board, 3-Way Assy.
- 094039-01-704 Hinge Plate, Brown, RH
- 094039-01-710 Hinge Plate, Brown, RH Top LH Btm.
- 094039-01-717 Handle Asm., Black w/Cap & Spring
- 094039-04-700 PC Board, 2-Way
- 104137-06-718 Shelf-Tray, White w/Cutout
- 104137-06-704 Milk Bin, White
- 094039-04-702 Power Supply, 2-Way
- 125242-02-708 Cover/Lamp Bracket
- 121568-06-704 Heater-AC/300W/120VAC



Dimensions: 59-7/8"H x 23-1/2"W x 24"D

**Norcold N841**

- 120075-07-01A Refrig., Lg. Dbl. Dr. Blk., 2-Way, N841R (Shown) (Pce. Parts Only)
- 120075-08-01A Refrig., Lg. Dbl. Dr. Blk., 2-Way, N841L (Pce. Parts Only)
- 120075-09-01A Refrig., Lg. Dbl. Dr. Blk., 2-Way, N841RIM (Pce. Parts Only)
- 120075-10-01A Refrig., Lg. Dbl. Dr. Blk., 2-Way, N841LIM (Pce. Parts Only)
- 120075-01-701 Hinge-Top RH/Bottom LH (Door)
- 120075-01-702 Cap, (Hinge Plug)
- 120075-01-705 Hinge-Top LH/Bottom RH (Door)
- 120075-07-704 Door Bin-Large/Clear F/Waffled Door Liners Only
- 121568-01-700 Rail-Door Upper
- 121568-03-700 Retainer-Door Panel/Waffled/Black
- 121568-03-701 Bushing-Hinge Pin/Gray
- 121568-03-702 Door Liner-Upper/Waffled/Black
- 120075-07-701 Divider-Door Bin/Clear
- 121568-01-701 Bin-Door White, Waffled Liner
- 121568-01-704 Rail-Door, Lower
- 121568-03-703 Handle/Flush-Top/RH-Lwr/LH
- 121568-03-704 Travel Latch-Gray
- 121568-03-705 Storage Latch-Gray
- 120075-07-700 Door Bin-Small/Clear F/Waffled Door Liner
- 120075-07-702 Retainer-Door Panel/Waffled/Black
- 120075-07-703 Door Liner-Lwr/Waffled/Black
- 120075-07-711 Liner/Door-Lower, Smooth, Black
- 120075-25-707 Retainer-Lower Door Panel 8" w/Smooth Liner, Blk.
- 120075-25-700 Door Bin-Clear F/Smooth Door Liner
- 120075-12-701 Handle (Contour) Top RH/Btm. LH
- 120075-25-703 Hinge/Cab. 3-Point-Top/RH-Lwr/LH F/Panel Doors, Blk.

CONTINUED NEXT PAGE

# APPLIANCES

## NORCOLD N841 CONTINUED

121568-06-704 Heater-AC/300W/120VAC  
 120075-25-705 Hinge/Cab. 3-Point-Top/RH-Lwr/LH F/Wrap Doors, Blk.  
 120075-25-702 Hinge/Cab.-3-Point-Top/LH/Lwr/RH F/Panel Doors, Blk.  
 120075-25-704 Hinge/Cab.-3 Point-Top/LH/Lwr/RH F/Wrap Doors, Blk.  
 121568-03-708 Handle/Flush-Top/LH-Lwr/RH  
 104137-06-718 Shelf-Tray-White w/Cutout  
 104137-06-724 Ice Tray  
 120075-01-714 Plug-Hole (Black)  
 120075-01-720 Tray-Drip  
 120075-01-721 Louver-Drip Tray  
 120075-01-722 Shelf-Wire, Short  
 120075-01-723 Shelf-Wire  
 120075-01-724 Shelf-Wire, w/Cutout  
 120075-01-725 Cover-Crisper  
 125242-02-708 Cover/Lamp Bracket  
 120075-01-727 Pin-Hinge  
 120075-01-730 Retainer-Shelf (Ser. #926684 & Down)  
 120075-01-732 Plate-Strike  
 120075-07-705 Trim-Side, Black  
 120075-07-706 Shelf-Wire F/Ice Maker Models  
 120075-07-707 Control Box-Blk.  
 120075-07-708 Crisper/Ice Bin  
 121568-03-710 Hinge/Cabinet-Top/RH-Lwr/LH  
 121568-03-715 Hinge/Cabinet-Top/LH-Lwr/RH  
 121568-03-716 Cover-Hinge Holes  
 121568-03-717 Hole Plug-White  
 084880-03-705 Bracket-Light, Interior  
 084880-03-706 Bulb-Lamp  
 120075-01-735 Thermister w/Lamp & Wire Asm.  
 120075-01-736 Cooling Unit, Service Pack  
 084880-01-718 Kit-Gas Valve/Solenoid/Tube  
 104137-06-714 Burner Assembly, 5-Slot  
 104137-06-715 Electrode-Spark/Sensor, Single  
 113737-01-750 Tube-Union  
 120075-01-738 Cover-Power Board  
 125242-02-710 Gas Valve/Brkt/Wires Comb.  
 094039-07-706 Ice Maker w/o Plates  
 120075-20-704 Kit-Power Board/EG2-2-Way  
 120075-20-702 Trim Pc. (Foam/Tape) Btm. Black  
 121568-06-708 Burner/Orifice-Adapter Kit



## Norcold N841.3L

Dimensions 59-7/8"H x 23-1/2"W x 24"D, 7.5 cu. ft., 129 lbs

120075-11-01A Refrigerator-Lg Dbl. Door/LH, 3-Way, Black, Norcold N841.3L  
 120075-01-701 Hinge-Top RH/Bottom LH (Door)  
 120075-01-702 Cap (Hinge Plug)  
 120075-01-705 Hinge-Top LH/Bottom RH (Door)  
 120075-07-700 Door Bin-Small, Clear  
 121568-01-700 Rail-Door Upper  
 121568-03-700 Retainer-Door Panel, Black  
 121568-03-701 Bushing-Hinge Pin, Gray  
 121568-03-702 Door Liner-w/Trim, Black  
 121568-03-703 Handle/Flush-Top/RH-Lwr/LH  
 121568-03-704 Travel Latch, Gray  
 121568-03-705 Storage Latch, Gray  
 120075-07-702 Retainer-Door Panel, Black  
 120075-07-703 Door Liner, Black  
 120075-07-704 Door Bin-Large, Clear  
 121568-03-708 Handle/Flush-Top/LH Lwr/RH  
 104137-06-718 Shelf-Tray, White, w/Cutout  
 104137-06-724 Ice Tray  
 120075-01-714 Plug-Hole (Black)  
 120075-01-720 Tray-Drip  
 120075-01-721 Louver-Drip Tray  
 120075-01-722 Shelf-Wire, Short  
 120075-01-723 Shelf-Wire  
 120075-01-724 Shelf-Wire, w/Cutout  
 120075-01-725 Cover-Crisper  
 120075-01-727 Pin-Hinge  
 120075-01-730 Retainer-Shelf (Ser.#926684 & Down)  
 120075-01-732 Plate-Strike  
 121568-03-710 Hinge/Cabinet-Top/RH, Lwr./LH  
 121568-03-715 Hinge/Cabinet-Top/LH, Lwr./RH  
 121568-03-716 Cover-Hinge Holes  
 121568-03-717 Hole-Plug, White  
 084880-03-705 Bracket-Light, Interior  
 084880-03-706 Bulb-Lamp  
 120075-01-735 Thermister w/Lamp & Wire Asm.  
 120075-01-736 Cooling Unit, Service Pack  
 084880-01-718 Kit-Gas Valve, Solenoid, Tube  
 104137-06-714 Burner Assembly, 5-Slot  
 104137-06-715 Electrode-Spark, Sensor, Sgl.  
 120075-20-702 Trim PC (Foam/Tape), Bottom Black  
 113737-01-750 Tube-Union  
 120075-01-738 Cover-Power Board  
 120075-07-701 Divider-Door Bin/Clear  
 120075-01-713 Trim-Top Piece  
 121568-06-708 Burner/Orifice-Adapter Kit





Dimensions:  
59-7/8"H x 23-1/2"W x 24"D  
(Pce. Parts Only)

**Norcold N842R, N842IMR & N841IMR**

- 120075-12-01A Refrig. Lg. Dbl. Dr., RH BL 2-Way Handle, N842R (Pce. Parts Only)
- 120075-13-01A Refrig. Lg. Dbl. Dr., 2-Way N842IMR, Flush Handle (Shown) (Pce. Parts Only)
- 120075-14-01A Refrig. Lg. Dbl. Dr., Black, 2-Way, N842LF, Flush Handle (Pce. Parts Only)
- 120075-15-01A Refrig. Lg. Dbl. Dr., Black, LH, N842LF, Flush Handle (Pce. Parts Only)
- 104137-06-718 Shelf-Tray, White, w/Cutout
- 104137-06-724 Ice Tray
- 120075-01-714 Plug-Hole
- 120075-01-720 Tray-Drip
- 120075-01-723 Shelf-Wire
- 120075-01-724 Shelf-Wire, w/Cutout
- 120075-01-725 Cover-Crisper
- 120075-01-727 Pin-Hinge
- 120075-01-732 Plate-Strike
- 120075-07-705 Trim-Side, Black
- 120075-07-706 Shelf-Wire/Freezer
- 120075-07-707 Control Box-Black
- 120075-07-708 Crisper/Ice Bin
- 121568-03-701 Bushing-Hinge Pin, Gray
- 120075-01-713 Trim-Top Piece
- 121568-03-710 Hinge/Cabinet-Top/RH, Lwr./LH
- 121568-03-713 Front Box/Decorative, Black
- 121568-03-715 Hinge/Cabinet-Top/LH, Lwr./RH
- 121568-03-716 Cover-Hinge Holes
- 121568-03-717 Hole Plug, White
- 121568-03-702 Door Liner, w/Trim, Black
- 121568-03-705 Storage Latch, Gray
- 121568-06-708 Burner/Orifice, Adapter Kit
- 084880-03-705 Bracket-Light, Interior
- 120075-20-702 Trim PC (Foam/Tape), Bottom Black
- 084880-03-706 Bulb-Lamp
- 120075-01-735 Thermister w/Lamp & Wire Asm.
- 120075-01-736 Cooling Unit, Service Pack
- 084880-01-718 Kit-Elec. Gas Valve/Burner Tube
- 104137-06-714 Burner Assembly, 5 Slot
- 113737-01-750 Tube-Union
- 120075-01-738 Cover-Power Board, f/Ser. #9044283 & Down
- 120075-01-701 Hinge-Top RH/Bottom LH (Door)

CONTINUED NEXT COLUMN

- 120075-01-705 Hinge-Top LH/Bottom RH (Door)
- 120075-07-700 Door Bin, Clear
- 120075-07-701 Divider/Door Bin, Clear
- 120075-12-700 Handle (Contour) Top LH/Btm. RH
- 121568-01-700 Rail-Door Upper
- 121568-03-700 Retainer-Door Panel, Black
- 121568-03-704 Travel-Latch, Gray
- 120075-01-701 Hinge-Top RH/Bottom LH (Door)
- 120075-01-705 Hinge-Top LH/Bottom RH (Door)
- 120075-07-700 Door Bin, Clear
- 120075-07-702 Retainer-Door Panel, Black
- 120075-07-703 Door Liner, Black
- 120075-12-701 Handle (Contour) Top RH/Btm. LH
- 121568-01-704 Rail-Door Lower
- 121568-05-700 Fan-12 Volt Kit
- 121568-03-703 Handle/Flush Top/RH Lwr., LH Btm.
- 121568-03-708 Handle/Flush Top/LH Lwr., RH Btm.
- 125242-01-735 Switch-Door Light (Up to Ser. #1204742)
- 125242-01-768 Switch-Door Light (Ser. #1204743 & Up)
- 094039-07-706 Ice Maker w/o Plates
- 120075-01-717 Shelf-Freezer, Wire
- 125242-02-708 Cover/Lamp Bracket
- 121569-08-703 Gas Valve, Solenoid, f/Ser. #9185699 & Up
- 120075-20-704 Kit-Power Board/EG2-2 Way
- 125242-02-720 Retainer/Shelf f/Ser. #926964 & Up
- 120075-01-730 Retainer-Shelf f/Ser. #926684 & Down
- 121569-08-702 Cover-Power Board f/Ser. #9044284 & Up
- 121569-08-701 Base - Power Board f/Ser. #9044284 & Up
- 121568-06-709 Board-Power, f/Ser. #9044284 & Up
- 120075-01-740 Base-Power, f/Ser. #9044283 & Down
- 125242-02-710 Gas Valve/Brkt./Wires Comb. f/Ser. #9185698 & Down



Dimensions:  
59-7/8"H x 23-1/2"W x 24"D  
7.5 cu. ft. 129 lbs.

**Norcold N842IMSSR**

- 120075-16-01A Refrigerator-Large Dbl. SST Door/RH/Raised Handle Norcold N842IMSSR
- 120075-17-01A Refrigerator-Large Dbl. SST Door/LH/Raised Handle Norcold N842IMSSL
- 120075-18-01A Refrigerator-Large Dbl. SST Door/RH w/Fan-Raised Handle Norcold N842IMSSF
- 120075-19-01A Refrigerator-Large Dbl. SST Door/LH w/Fan-Raised Handle Norcold N842IMSSF
- 120075-20-01A Refrigerator-Large Dbl. Door-2-Way/RH/Icemaker/Flush Handle Black, Norcold N842IMFR
- 121568-03-712 Shelf-Wire, Non-Ice Maker-Middle
- 104137-06-718 Shelf-Tray, White, w/Cutout
- 104137-06-724 Ice Tray
- 120075-01-714 Plug-Hole (Black)

CONTINUED NEXT PAGE



## APPLIANCES

### NORCOLD N842IMSSR CONTINUED

120075-01-722 Shelf-Wire, Short  
120075-01-723 Shelf-Wire  
120075-01-725 Cover-Crisper  
120075-01-727 Pin Hinge  
120075-01-730 Retainer-Shelf  
120075-01-732 Plate-Strike  
120075-07-705 Trim-Side, Black  
120075-07-706 Shelf-Wire f/Icemaker Models  
120075-07-707 Control Box-Black  
120075-07-708 Crisper/Ice Bin  
120075-20-700 Trim/Top Asm. w/Inserts-Black  
120075-20-702 Trim Pce. (Foam/Tape) Btm. Black  
121568-03-701 Bushing-Hinge Pin/Gray  
121568-03-710 Hinge/Cabinet-Top/RH-Lwr/LH  
121568-03-703 Handle/Flush-Top/RH, Lwr/LH  
121568-03-715 Hinge/Cabinet-Top/LH-Lwr/RH  
121568-03-716 Cover-Hinge Holes  
121568-06-703 Hole Plug-White  
125242-02-720 Retainer/Shelf (Ser. #926685 Up)  
084880-03-705 Bracket-Light, Interior  
084880-03-706 Bulb-Lamp  
120075-01-735 Thermister w/Lamp & Wire/Asm.  
125242-02-708 Cover/Lamp Bracket  
120075-01-736 Cooling Unit, Service Pack  
121568-06-704 Heater-AC/300 w/120 VAC  
104137-06-715 Electrode-Spark/Sensor, Sgl.  
120075-01-738 Cover-Power Board  
120075-20-704 Kit-Power Board/EG2-2-Way  
120075-20-705 Tube/Burner N8/N6  
121568-06-706 Gas Valve-Combo/Wrench Flat  
121568-06-708 Burner/Orifice-Adapter Kit  
125242-02-709 Wire/White/9"/Gas Valve  
125242-02-710 Gas Valve/Brkt./Wires Comb.  
094039-07-706 Icemaker w/o Plates  
120075-03-701 Valve Asm., Water w/ Bracket  
120075-03-703 Arm-Shut Off  
113737-01-754 Thermostat  
125242-01-729 Fan-External DC  
125242-01-730 Bracket-DC Fan  
120075-01-701 Hinge-Top RH/Bottom LH (Door)  
120075-01-702 Cap. (Hinge Plug)  
120075-01-705 Hinge-Top LH/Bottom RH (Door)  
120075-07-700 Door Bin-Clear  
120075-07-701 Divider/Door Bin Clear  
120075-12-700 Handle (Contour) Top LH/Btm. RH  
121568-03-702 Door Liner w/Trim, Black  
121568-03-705 Storage Latch-Gray  
120075-07-700 Door Bin-Clear  
120075-07-702 Retainer-Door Panel/Black  
120075-07-703 Door Liner Black  
120075-12-701 Handle (Contour) Top RH/Btm. LH  
120075-16-700 Liner/Door, Upper Wrapped, SST, Waffled  
120075-16-701 Liner/Door, Lower Wrapped, SST, Waffled  
121568-03-703 Handle/Flush-Top/RH-Lwr./LH  
120075-01-720 Tray-Drip  
120075-01-724 Shelf-Wire, w/Cutout  
120075-16-702 Liner/Door, Upper, Wrapped, SST, Smooth  
120075-16-703 Liner/Door, Lower, Wrapped, SST, Smooth  
121568-01-701 Bin-Door, White  
121568-01-704 Rail-Door, Lower  
120075-07-704 Door Bin/Lg., Clear  
121568-03-700 Retainer-Upr. Door Panel, Smooth Liner, Black  
120075-25-706 Retainer-Lwr. Door Panel, Smooth Liner, Black  
120075-25-709 Bin-Wire  
120075-25-708 Retainer-Upper Door Panel w/Smooth Liner, Black  
121568-03-706 Retainer-Lower Door Panel, Black  
120075-25-704 Hinge/Cabinet, 3-Point-Top/LH-Lwr./RH f/Wrap Doors, Blk.  
120075-25-705 Hinge/Cabinet, 3-Point-Top/RH-Lwr./LH f/Wrap Doors, Blk.  
120075-25-700 Door Bin, Clear  
120075-25-712 Control Asm. f/Ser. #9044284 & Up  
120075-07-707 Control Asm. f/Ser. #9044283 & Down  
121568-06-709 Board/Power, N611, N822F/1201  
121569-08-703 Gas Valve-Solenoid f/Ser. #9185699 & Up

## Norcold N842SSR

(Not Shown)

120075-21-01A Refrig., Lge. Dbl. SST Door/RH/Raised Handle, Norcold N842SSR (Pce. Parts Only)  
120075-01-702 Cap (Hinge Plug)  
120075-07-700 Door Bin- Small, Clear  
120075-16-700 Liner/Door-Upper Wrapped SS  
121568-03-701 Bushing-Hinge Pin, Gray  
121568-03-705 Storage Latch, Gray  
120075-01-701 Hinge-Top RH/Bottom LH (Door)  
120075-01-705 Hinge-Top LH/Bottom RH (Door)  
120075-16-700 Liner/Door-Lwr. Wrapped SS  
121568-03-701 Bushing-Hinge Pin, Gray  
121568-03-703 Handle/Flush-Top/RH-Lwr/LH  
121568-03-705 Storage Latch, Gray  
104137-06-718 Shelf-Tray, White, w/Cutout  
104137-06-724 Ice Tray  
120075-01-714 Plug-Hole (Black)  
120075-07-701 Divider/Door Bin, Clear  
120075-01-722 Shelf-Wire, Short  
120075-01-723 Shelf-Wire  
120075-01-724 Shelf-Wire, w/Cutout  
120075-01-725 Cover-Crisper  
120075-01-727 Pin-Hinge  
120075-01-730 Retainer-Shelf (Ser. #926963 Down)  
120075-01-732 Plate-Strike  
120075-07-705 Trim-Side, Black  
120075-07-707 Control Box, Black  
120075-07-708 Crisper/Ice Bin  
120075-20-700 Trim/Top Asm. w/Inserts, Black  
120075-20-702 Trim PC (Foam/Tape) Btm., Black  
121568-03-710 Hinge/Cabinet-Top/RH, Lwr./LH  
121568-03-712 Shelf-Wire Non-Ice Maker, Mdl.  
121568-03-713 Front Box/Decorative, Black  
121568-03-715 Hinge/Cabinet-Top/LH, Lwr./RH  
121568-03-716 Cover-Hinge Holes  
121568-06-703 Hole Plug, White  
125242-02-720 Retainer/Shelf (Ser. #926685 & Up)  
084880-03-705 Bracket-Light, Interior  
084880-03-706 Bulb-Lamp  
120075-01-735 Thermister w/Lamp & Wire Asm.  
125242-02-708 Cover/Lamp Bracket  
120075-01-736 Cooling Unit, Service Pack  
121568-06-704 Heater-AC/300 W/120 VAC  
104137-06-715 Electrode-Spark/Sensor, Sgl.  
120075-01-738 Cover-Power Board  
120075-20-704 Kit-Power Board/EG2-2 Way  
120075-20-705 Tube/Burner-N8/N6  
121568-06-706 Gas Valve-Combo/Wrench Flat  
121568-06-708 Burner/Orifice-Adapter Kit  
125242-02-709 Wire/White/9"/Gas Valve  
125242-02-710 Gas Valve/Brkt./Wires Comb.  
121568-06-709 Board/Power  
120075-01-740 Base-Power Board  
121569-08-701 Base-Power Board  
121569-08-702 Cover-Power Board  
121569-08-703 Gas Valve-Solenoid



**Replacement Parts Only  
Norcold 1200 LRIM**

*The following part numbers are replacement parts only for 125242-01-01A Refrigerator, 4-door w/Ice Maker, Flush Handle, Norcold 1200 LRIM.*

- 113737-01-754 Thermostat (Fan 12V DC)
- 125242-01-729 Fan-External DC
- 125242-01-730 Bracket-DC Fan
- 125242-01-732 Heater AC-225W/110 VAC
- 125242-01-739 Base-Burner Box
- 125242-01-740 Cover-Burner Box
- 125242-01-741 Support-DC Fan
- 125242-01-746 Cooling Unit-1200, Ser.#8835498 & Below
- 104137-06-715 Electrode-Spark/Sensor, Sgl.
- 120075-01-738 Cover-Power Board
- 120075-01-740 Cover-Base, Power Board
- 125242-01-753 Kit-Gas Valve/Solenoid/Tube
- 125242-01-719 Retainer-Upper Panel
- 125242-01-754 Door-Comp./Upper-LH, w/White Gasket
- 125242-01-755 Door-Comp./Upper-LH, w/Gray Gasket
- 120075-01-711 Door Handle-Upper-RH/Lwr. LH
- 125242-01-719 Retainer-Upper Panel
- 125242-01-756 Door-Comp./Upper-RH w/Wht. Gasket
- 125242-01-757 Door-Comp./Upper-RH w/Gray Gasket
- 125242-01-763 Liner/Foamed-Upper/RH, White
- 125242-01-718 Retainer-Lower Panel
- 125242-01-761 Door-Comp./Lwr.-LH w/Gray Gasket
- 125242-01-765 Liner/Foamed-Lower-LH, White
- 125242-01-758 Door-Comp./Lwr.-RH w/Wht. Gasket
- 125242-01-764 Liner/Foamed-Lower/RH, White
- 125242-01-722 Trim-Corner
- 125242-01-723 Trim-Horizontal-Frt. Snap On
- 125242-01-724 Trim-Lt/Rt. Frt. Vertical Snap On
- 125242-01-725 Shelf-Freezer (Wire)
- 125242-01-727 Shelf-Wire (Short)
- 125242-01-728 Cap-Screw, White
- 125242-01-733 Divider-Bottle Crisper
- 125242-01-734 Crisper/Bottle Bin
- 125242-01-735 Switch-Door Light
- 125242-01-750 Clip
- 125242-01-771 Door-Comp./Lwr. LH w/Wht. Gasket
- 125242-01-766 Trim-Lt/Rt Hand-Screw On
- 125242-01-767 Kit-Install (U-Trim Pcs.) Hardware
- 125242-01-768 Switch-Door Light

CONTINUED NEXT COLUMN

*REPLACEMENT PARTS ONLY NORCOLD 1200LRIM CONTINUED*

- 125242-02-720 Retainer/Shelf (Ser. #926685 & Up)
- 125242-02-730 Trim-Top/Bottom-Screw On
- 125242-02-741 Strip-Freezer, Black
- 084880-03-705 Bracket-Light, Interior
- 084880-03-706 Bulb-Lamp
- 120075-01-735 Thermister w/Lamp & Wire Asm.
- 125242-02-706 Lamp/Wire Asm./Ser. #849677 & Up
- 125242-02-707 Lamp/Wire Asm./Ser. #849677 & Down
- 094039-07-706 Ice Maker w/o Plates
- 120075-03-701 Valve Asm., Water, w/Bracket
- 120075-03-702 Nut/Compression-Fitting
- 120075-03-703 Arm-Shut Off
- 125242-01-716 Ice Bin
- 125242-03-704 Door Bin Shelf
- 125242-02-731 Power Board Kit-Ser. #832172 & Up
- 125242-02-734 Liner-Foamed, Upper/LH, Blk.
- 125242-02-727 Flapper/DbL. Pole, Ser. #540295 to 1291390
- 125242-02-740 Flapper/DbL. Pole, Ser. #1291391
- 120075-01-714 Plug-Hole, Black
- 125242-02-715 Power Board-Ser. #832171 & Down
- 125242-02-743 Burner Orifice Adapter Asm.
- 125242-01-772 Coding Unit-Ser.# 8835499 & Up



52.8"H x 23.5"W x 24"D

**Replacement Parts Only  
Norcold N621R, N621L & N621LF**

*The following are piece parts only for 121568-03-01A Refrig., Small, Dbl. Door, Black-2 Way, N621R,*

*121568-04-01A Refrig., Small, Dbl. Door, Blk,*

*2-Way, N621L, and 121568-05-01A Refrig.,*

*Small, Dbl. Door. LH, 2 Way, N621LF.*

- 121568-03-01A Refrigerator - Small, Dbl. Door, Blk. 2-Way, N621R (Pce. Parts)
- 121568-04-01A Refrigerator - Small Dbl. Door, Blk. 2-Way N621L (Pce. Parts)
- 121568-05-01A Refrigerator - Small Dbl. Door, LH 2-Way N621LF
- 120075-01-701 Hinge-Top RH/Bottom LH (Door)
- 120075-01-705 Hinge-Top LH/Bottom RH (Door)
- 121568-03-700 Retainer-Door Panel/Black
- 121568-03-702 Door Liner-w/Trim/Black
- 121568-03-703 Handle-Flush-Top RH/Lower LH
- 121568-03-704 Travel Latch - Gray
- 121568-03-705 Storage Latch - Gray

CONTINUED NEXT PAGE

## APPLIANCES

### REPLACEMENT PARTS ONLY NORCOLD N621R, N621L & N621LF CONTINUED

121568-03-706 Retainer-Door Panel/Black  
121568-03-708 Handle-Flush-Top LH/Lower RH  
121568-01-701 Bin-Door - White  
121568-01-704 Rail-Door Lower  
121568-03-701 Bushing-Hinge Pin/Gray  
121568-03-707 Door Liner w/Black Trim  
120075-01-714 Plug-Hole  
120075-01-720 Tray-Drip  
120075-01-725 Cover-Crisper  
120075-01-727 Pin-Hinge  
120075-01-732 Plate-Strike  
121568-01-707 Shelf-Wire, Short  
121568-01-709 Crisper  
121568-03-710 Hinge-Cabinet-Top RH/Lower LH  
121568-03-711 Trim-Side/Black  
121568-03-713 Front Box/Decorative-Black  
121568-03-714 Control Asm.-2-Way Black  
121568-03-715 Hinge-Cabinet/Top LH/Lower RH  
121568-03-716 Cover-Hinge Holes  
120075-20-702 Trim PC (Foam/Tape) Btm., Blk  
121568-03-717 Hole Plug-White  
084880-03-705 Bracket-Light, Interior  
084880-03-706 Bulb-Lamp  
120075-01-735 Thermister w/Lamp & Wire/Asm.  
120076-01-704 Cooling Unit, Service Pack  
084880-01-718 Kit-Elect. Gas Valve/Burner Tube  
104137-06-714 Burner Assembly, 5-Slot  
104137-06-715 Electrode-Spark/Sensor, Sgl.  
113737-01-750 Tube-Union  
120075-01-738 Cover-Power Board  
121568-03-719 Power-Board-2-Way  
120075-01-713 Trim-Top Piece  
125242-02-708 Cover/Lamp Bracket  
125242-02-710 Gas Valve/Bracket/Wires Combo  
120075-07-713 Liner/Door-Smooth, Lower  
120075-12-701 Handle (Contour) Top RH Door, Swing/Btm. LH Door Swing  
120075-12-700 Handle (Contour) Top LH/Btm. RH  
121568-06-704 Heater-AC/300 W/120 VAC

### Norcold 1211IMWPM

#### \* Contact Parts Admin. Before Ordering

125242-05-02A Refrigerator, 4-Door w/Icemaker, Titanium SST Norcold  
1211IMWPM  
125242-02-701 Handle (Contour) Top RH, Lwr. LH  
125242-05-700 Liner-Door/Upper RH/Wrp. Wpm.  
125242-05-702 Liner-Door/Upper LH/Wrp. Wpm.  
125242-02-700 Handle (Contour) Top LH, Btm. RH  
125242-02-722 Latch-Storage Door/Blk. Pointed  
125242-05-701 Bin-Door Shelf  
125242-05-703 Liner-Door/Lower RH/Wrp. Wpm.  
125242-05-704 Liner-Door/Lower LH/Wrp. Wpm.  
125242-05-705 Flapper Asm.  
084880-03-705 Bracket-Light, Interior  
084880-03-706 Bulb-Lamp  
120075-01-714 Plug-Hole (Black)  
125242-01-706 Cover-Crisper  
125242-01-712 Drip Tray  
125242-01-725 Shelf-Freezer (Wire)  
125242-01-727 Shelf-Wire (Short)  
125242-01-766 Trim-Lt/Rt Hand-Screw On  
125242-01-767 Kit-Install (U Trim Pcs.) Hdwe.  
125242-01-768 Switch-Door Light  
125242-02-706 Lamp/Wire Asm./Ser. #849677 & Up  
125242-02-708 Cover/Lamp Bracket  
125242-02-720 Retainer/Shelf Ser. #926685 & Up  
125242-02-741 Strip-Freezer, Black  
125242-03-706 Probe-Contact/Large  
125242-03-715 Hinge Pin/Upper-Wrapped Doors  
125242-05-706 Control Asm. - Optical

CONTINUED NEXT COLUMN

### NORCOLD 1211IMWPM CONTINUED

125242-05-707 Hinge-Outer/Upper RH/Lwr. LH  
125242-05-708 Hinge-Inner/Upper RH/Lwr. LH  
125242-05-709 Hinge-Inner/Upper LH/Lwr. RH  
125242-05-710 Cover-Hinge  
125242-05-711 Hinge-Outer/Upper LH/Lwr. RH  
125242-05-713 Fins  
125242-05-715 Plate/Strike, Black  
125242-05-716 Box/Front, Dummy  
125242-05-717 Bin-Bottle/Crisper  
125242-05-718 Divider-Bottle/Crisper  
125242-05-725 Plate f/Dummy Box  
113737-01-754 Thermostat (Fan 12V DC)  
125242-01-732 Heater AC-225W/110 VAC  
125242-01-739 Base-Burner Box  
125242-01-740 Cover-Burner Box  
125242-01-772 Cooling Unit-1200, Ser. #8835499 & Up  
125242-05-721 Bracket-DC Fan, Ser. #9144576 & Up  
125242-05-722 Fan-External DC, Ser. #9144576 & Up  
104137-06-715 Electrode-Spark/Sensor, Sgl.  
121568-06-709 Board/Power, N611/N822F  
121569-07-700 Cord-AC Power  
121569-08-701 Base-Power Board  
121569-08-702 Cover-Power Board  
121569-08-703 Gas Valve-Solenoid  
125242-02-709 Wire/White/9"/Gas Valve  
125242-02-743 Burner Orifice Adapter Assy.  
125242-05-723 Burner Tube  
094039-07-706 Ice Maker w/o Plates  
094039-07-707 Garden Hose Adapter w/Brass Nut  
094039-07-708 Nut-Compression  
120075-03-701 Water Valve w/Bracket  
120075-03-703 Arm-Shut Off  
120075-03-706 Fitting Water Line  
120075-09-703 Thermostat  
125242-01-716 Ice Bin  
125242-01-737 Bracket-Mounting (Ice Maker)  
125242-05-724 Water Tube/Heater Asm.  
125242-01-730 Bracket-DC Fan (Ser. #914575 & Below)  
125242-05-730 Flapper Replace Serv. Kit  
125242-05-727 Switch-Thermal w/Wiring, S.N. 8981138 & Lwr.  
125242-05-728 Switch-Thermal w/Wiring, S.N. 8981139 to 9767070 Only  
125242-05-729 Switch-Thermal w/Wiring, S.N. 9767071 & Up Only

### Replacement Parts Only Norcold 6182

*The following part numbers are replacement parts only for  
104137-06-01A Refrigerator, Large Dbl. Door, 2-Way 6182 RH;  
104137-07-01A Refrigerator, Large Dbl. Door, 2-Way 6182 LH.*

075217-01-738 3 Pos. Rocker Switch Humidity, Black  
084880-01-720 Spring, For Door Handle  
084880-01-732 Latch Door  
084880-01-761 End Cap, Spring Catch-Lower, Black  
084880-03-702 Hinge Pin Top/Btm. Female  
094039-01-704 Hinge Plate, Blk., LH  
094039-01-710 Hinge Plate, Blk., RH Top, LH Btm.  
104137-06-713 Orifice Gasket  
104137-06-714 Burner Assembly 5-Slot  
104137-06-715 Spark/Sensor Electrode, Sgl.  
094039-01-717 Handle Asm., Blk. w/Cap & Spring  
094039-04-700 PC Board 2-Way  
094039-04-702 Power Supply 2-Way  
104137-02-700 Ignition Module  
104137-06-702 Rack-Juice, White  
104137-06-703 Bin, Door Shelf, White  
104137-06-704 Bin-Milk, White  
104137-06-707 Crisper, White  
104137-08-01A Light Kit, Refrig.  
104137-06-730 Shelf, Bottom, w/Cutout  
103251-02-01A Insert-Acrylic Black 19.53 x 16.06  
103251-04-01A Insert-Acrylic Black 19.53 x 39.20  
084880-01-753 Thermister-78" w/o Clip





**Replacement Parts Only  
Norcold 1201 LRIM**

*The following part numbers are replacement parts only for  
125242-02-01A Refrigerator.*

- 125242-02-01A Refrigerator-4-Door w/Ice Handle (Pce. Pts. Only)
- 125242-01-719 Retainer-Upper Panel
- 125242-02-716 Guide Asm. Lower (Ser. #540294 & Down)
- 125242-02-717 Guide Asm. Lower (Ser. #540295 & Up)
- 113737-01-754 Thermostat (Fan 12V DC)
- 125242-01-729 Fan-External DC
- 125242-01-730 Bracket-DC Fan
- 125242-01-732 Heater AC-225 W/110 VAC
- 125242-01-739 Base-Burner Box
- 125242-01-740 Cover-Burner Box
- 125242-01-741 Support-DC Fan
- 125242-01-746 Cooling Unit-1200 f/Ser. #8835498 & Below
- 104137-06-715 Electrode-Spark/Sensor, Sgl.
- 120075-01-738 Cover-Power Board
- 125242-01-753 Kit-Gas Valve/Solenoid/Tube
- 113737-01-701 Bushing-Hinge
- 120075-01-708 Bushing-Door Hinge
- 125242-02-742 Kit/Control Assy./Pwr. Board
- 125242-01-705 Control Asm. Ser. #832171 & Down
- 125242-05-722 Fan-Ext. DC, Ser. #914576 & Up
- 125242-01-762 Liner/Foamed-Upper/LH, White
- 125242-02-700 Handle (Contour) Top LH/Btm. RH
- 125242-02-722 Latch-Storage Dr/Blk. Pointed
- 125242-02-724 Hinge-Door
- 125242-02-725 Door Asm.-Upper LH, White Gasket
- 125242-02-734 Liner/Foamed-Upper LH, Black
- 125242-02-735 Door Asm.-Upper LH, Black Gasket
- 125242-03-704 Bin-Door Shelf
- 125242-01-704 Bushing-Hinge Middle
- 125242-01-763 Liner/Foamed-Upper RH, White
- 125242-02-721 Door Asm. Upper RH, White Gasket
- 125242-02-733 Liner/Foamed-Upper RH, Blk. Gasket
- 125242-01-765 Liner/Foamed-Lower LH, White
- 125242-02-701 Handle (Contour) Top RH, Lwr. LH
- 120075-01-714 Plug-Hole (Black)
- 120075-01-727 Pin-Hinge
- 120075-01-730 Retainer-Shelf (Ser. #926684 & Down)
- 125242-01-706 Cover-Crisper
- 125242-01-714 Hinge-Top LH/Bottom RH
- 125242-01-722 Trim-Corner
- 125242-01-723 Trim-Horizontal-Frt. Snap On

CONTINUED NEXT COLUMN

*REPLACEMENT PARTS ONLY NORCOLD 1201 LRIM CONTINUED*

- 125242-01-724 Trim-Lt./Rt. Frt Vertical Snap On
- 125242-01-725 Shelf-Freezer (Wire)
- 125242-01-727 Shelf-Wire (Short)
- 125242-01-728 Cap-Screw, White
- 125242-01-733 Divider-Bottle Crisper
- 125242-01-734 Crisper/Bottle Bin
- 125242-01-735 Switch-Door Light
- 125242-01-750 Clip
- 125242-01-752 Block-Guide-Lower
- 125242-01-766 Trim-Lt./Rt. Hand-Screw On
- 125242-01-767 Kit-Install (U-Trim Pcs.) Hardware
- 125242-01-768 Switch-Door Light
- 125242-02-720 Retainer/Shelf (Ser.# 926685 & Up)
- 125242-02-730 Trim-Top/Bottom-Screw On
- 125242-02-741 Strip-Freezer, Black
- 084880-03-705 Bracket-Light, Interior
- 084880-03-706 Bulb-Lamp
- 120075-01-735 Thermister w/Lamp & Wire Asm.
- 125242-02-706 Lamp/Wire Asm. (Ser.# 849677 & Up)
- 125242-02-707 Lamp/Wire Asm. (Ser.# 849677 & Down)
- 094039-07-706 Ice Maker w/o Plates
- 094039-07-707 Garden Hose Adapter w/Brass Nut
- 094039-07-708 Nut-Compression
- 120075-03-701 Valve Asm., Water, w/Bracket
- 120075-03-702 Nut/Compression Fitting
- 120075-03-703 Arm-Shut Off
- 125242-01-716 Ice Bin
- 125242-01-725 Shelf-Freezer (Wire)
- 125242-02-726 Door Asm. Lower LH/White Gasket
- 125242-02-727 Flapper/Dbl. Pole (Ser.#540295 to 1291390)
- 125242-02-738 Door Asm.-Lower LH/Black Gasket
- 125242-02-739 Liner/Foamed. Lower LH, Black
- 125242-02-740 Flapper/Double Pole, Ser.# 1291391
- 125242-03-706 Probe Contact/Large
- 125242-01-764 Liner/Foamed-Lower/RH, White
- 125242-02-728 Retainer/Panel, Lower
- 125242-02-729 Door Asm.-Lower RH/White Gasket
- 125242-02-736 Door Asm.-Lower RH/Black Gasket
- 125242-02-737 Liner/Foamed-Lower/RH, Black
- 125242-02-718 Guide Asm. (Ser. #540294 & Down)
- 125242-02-731 Power Board Kit (Ser. #832172 & Up)
- 125242-02-719 Guide Asm., Upper (Ser. #540295 & Up)
- 125242-05-721 Bracket-DC Fan, Ser #914576 & Up
- 121568-06-709 Board/Power
- 125242-02-742 Kit/Control Asm./Pwr. Board
- 125242-03-712 Control-Opt./Gray Ser. #832172 & Up
- 125242-03-731 Control/Opt./Ser. #8981139 & Up
- 125242-02-715 Power Board Ser. #832171 & Down
- 125242-02-743 Burner Orifice Adapter Asm.
- 125242-01-772 Cooling Unit-1200-Ser. #8835499 & Up



# APPLIANCES

## Norcold Refrigerator - 1201LRIMSS

(Not Shown)

**\*Contact Parts Admin. Before Ordering**

125242-03-01A Refrig.-4 Door w/Ice Handle, SST  
1201LRIMSS  
125242-02-742 Kit/Control Asm./Power Board  
084880-03-705 Bracket-Light, Interior  
084880-03-706 Bulb-Lamp  
120075-01-735 Thermister w/Lamp & Wire Asm.  
125242-02-706 Lamp/Wire Asm., Ser.# 849677 & Up  
125242-02-707 Lamp/Wire Asm., Ser.#849677 & Down  
094039-07-706 Ice Maker w/o Plates  
094039-07-707 Garden Hose Adapter w/Brass Nut  
094039-07-708 Nut-Compression  
120075-03-701 Valve Asm., Water w/Bracket  
120075-03-702 Nut/Compression Fitting  
120075-03-703 Arm-Shut Off  
125242-01-716 Ice Bin  
125242-01-725 Shelf-Freezer (Wire)  
113737-01-754 Thermostat (Fan 12V DC)  
125242-01-729 Fan-External DC  
125242-01-730 Bracket-DC Fan  
125242-01-732 Heater AC-225 W/110 VAC  
125242-01-741 Support-DC Fan  
125242-01-746 Cooling Unit-1200. f/Ser. #8835498  
104137-06-715 Electrode-Spark/Sensor, Sgl.  
120075-01-738 Cover-Power Board  
120075-01-740 Cover-Base, Power Board  
121568-01-713 Kit-Gas Valve/Burner Tube  
121568-06-706 Gas Valve-Combo/Wrench Flat  
125242-01-739 Base-Burner Box  
125242-01-740 Cover-Burner Box  
125242-02-709 Wire/White, 9" Gas Valve  
125242-02-711 Burner Tube  
125242-02-731 Power Board Kit, Ser.# 832172 & Up  
125242-01-704 Bushing-Hinge, Middle  
125242-02-700 Handle (Contour) Top LH/Btm. RH  
125242-02-722 Latch-Storage Dr./Blk. Pointed  
125242-02-724 Hinge-Door  
125242-03-704 Bin-Door Shelf  
125242-01-704 Bushing-Hinge, Middle  
125242-02-701 Handle (Contour) Top RH, Lwr LH  
125242-02-728 Retainer/Panel-Lower  
125242-03-706 Probe-Contact/Large  
120075-01-708 Bushing-Door Hinge  
120075-01-714 Plug-Hole, Black  
120075-01-730 Retainer-Shelf (Ser.# 926684 & Down)  
125242-01-706 Cover-Crisper  
125242-01-721 Strike Plate  
125242-01-727 Shelf-Wire (Short)  
125242-01-733 Divider-Bottle Crisper  
125242-01-734 Crisper/Bottle Bin  
125242-01-735 Switch-Door Light  
125242-01-750 Clip  
125242-01-766 Trim-Lt/Rt Hand-Screw On  
125242-02-720 Retainer/Shelf (Ser.# 926685 & Up)  
125242-02-730 Trim-Top/Bottom-Screw On  
125242-02-741 Strip-Freezer, Black  
125242-03-711 Hinge-Upper RH/Lwr. Wrap/Drs  
125242-03-712 Control-Opt./Gray (Ser.# 832172 & Up)  
125242-03-713 Guide Block/Flapper/Btm., Black  
125242-03-714 Guide-Flapper/Top, Black  
125242-03-717 Liner-Foamed/Upper/LH, Wrapped, SST  
125242-03-719 Liner-Foamed/Upper/RH, Wrapped SST  
125242-03-718 Liner-Foamed/Lwr. LH, Wrapped, SST w/Flapper  
125242-03-709 Liner-Foamed/Lwr. RH Wrapped SST  
125242-02-743 Burner Orifice Adapter Asm.  
125242-03-715 Hinge Pin/Upper Wrapped Doors  
125242-05-722 Fan-Ext. DC-Ser. #914576 & Up  
125242-03-716 Hinge-Top LH/Wrapped Doors  
125242-01-740 Flapper/DbL. Pole  
125242-01-719 Retainer-Upper Panel  
125242-02-718 Guide Asm. Upper (Ser. #540294 & Down)

CONTINUED NEXT COLUMN

## NORCOLD REFRIGERATOR 1201LRIMSS CONTINUED

125242-02-719 Guide Asm. Upper (Ser. #540295 & Up)  
125242-02-742 Kit/Control Asm./Pwr. Board  
125242-02-715 Control Asm. Ser. #832171  
125242-01-723 Trim-Horizontal-Front Snap-On  
125242-01-772 Cooling Unit, Ser. #8835499 & Up



59-7/8"H x 23-1/2"W x 24"D

## Norcold 982/983 Replacement Parts

120075-01-01A Refrig. Lg. DbL. Dr. Black 2-Way 982 R (Piece Parts Only)  
120075-02-01A Refrig. Lg. DbL. Dr. Black 2-Way 982 L (Piece Parts Only)  
120075-03-01A Refrig. Lg. DbL. Dr. Black 2-Way 982 RIM (Piece Parts Only)  
120075-04-01A Refrig. Lg. DbL. Dr. Black 2-Way 982 LIM (Piece Parts Only)  
084880-03-705 Bracket-Light, Int.  
084880-03-706 Bulb-Lamp  
104137-06-714 Burner Assembly, 5-Slot  
104137-06-715 Electrode-Spark/Sensor, Sgl.  
104137-06-718 Shelf-Tray, White, w/Cutout  
113737-01-750 Tube-Union  
120075-01-701 Hinge-Top RH/Btm LH, Painted  
120075-01-704 Handle Asm. Upper LH/Btm. Rt.

CONTINUED NEXT PAGE

**NORCOLD 982/983 REPLACEMENT PARTS CONTINUED**

- 120075-01-705 Hinge, Painted, Top LH/Btm. Rt.
- 120075-01-706 Bin-Door
- 120075-01-708 Bushing-Door Hinge
- 120075-01-711 Handle Asm., Upper RH/Lower LH
- 120075-01-713 Trim-Top Piece
- 120075-01-714 Plug-Hole
- 120075-01-717 Shelf-Freezer, Wire
- 120075-01-720 Tray-Drip
- 120075-01-723 Shelf-Wire
- 120075-01-724 Shelf-Wire, w/Cutout
- 120075-01-725 Cover-Crisper
- 120075-01-727 Pin-Hinge
- 120075-01-730 Retainer Shelf, Ser. #926684 & Below
- 120075-01-732 Plate-Strike
- 120075-01-735 Wire Asm.-Lamp
- 120075-01-736 Cooling Unit, Service Pack
- 121568-06-708 Burner/Orifice, Adapter Kit
- 120075-01-738 Cover-Power Board
- 120075-03-700 Cabinet, Foamed\*
- 120075-03-701 Valve Asm., Water, w/Bracket\*
- 120075-03-702 Fitting-Nut/Compression\*
- 120075-07-708 Crisper/Ice Bin
- 120075-20-702 Trim-PC (Foam/Tape) Bottom, Black
- 125242-02-720 Retainer/Shelf, Ser. #926685 & Up
- 120075-01-745 Control Asm./Opt. Display

\*Used On Models w/Icemaker

**Norcold N842**

**\*Contact Parts Administrator Before Ordering**

- 120075-25-01A Refrig., Lg., Dbl. Door, 2-Way/LH w/Fan, Raised Handle N842SSFL
- 120075-26-01A Refrig., Lg., Dbl. Door, 2-Way/RH w/Fan, Raised Handle N842SSFR
- 125242-02-720 Retainer/Shelf Ser. #926685 & Up
- 084880-03-705 Bracket-Light, Interior
- 084880-03-706 Bulb-Lamp
- 120075-01-735 Thermister w/Lamp & Wire Asm.
- 125242-02-708 Cover/Lamp Bracket
- 120075-01-736 Cooling Unit, Service Pack
- 121568-06-704 Heater-AC/300W/120Vac
- 113737-01-754 Thermostat (Fan 12 V DC)
- 125242-01-729 Fan-External DC
- 125242-01-730 Bracket-DC Fan
- 120075-01-701 Hinge-Top RH/Bottom LH (Door)
- 120075-01-702 Cap. (Hinge Plug)
- 120075-01-705 Hinge-Top LH/Bottom RH (Door)
- 120075-07-701 Divider/Door Bin Clear
- 120075-12-700 Handle/Contour) Top LH/Btm. RH
- 120075-12-701 Handle (Contour) Top RH/Btm. LH
- 120075-25-700 Door Bin-Clear f/Smooth Liner
- 120075-25-710 Liner/Door-Upper Wrapped SS
- 121568-03-701 Bushing-Hinge Pin/Gray
- 121568-03-705 Storage Latch-Gray
- 120075-01-701 Hinge-Top RH/Bottom LH (Door)
- 120075-01-705 Hinge-Top LH/Bottom RH (Door)
- 120075-07-701 Divider/Door Bin Clear
- 120075-12-700 Handle (Contour) Top LH/Btm. RH
- 120075-12-701 Handle (Contour) Top RH/Btm. LH
- 120075-25-700 Door Bin-Clear f/Smooth Liner
- 120075-25-709 Bin-Wire
- 120075-25-711 Liner/Door-Lower Wrapped SS
- 121568-03-701 Bushing-Hinge Pin/Gray
- 121568-03-705 Storage Latch-Gray
- 104137-06-715 Electrode-Spark/Sensor, Sgl.
- 120075-01-736 Cooling Unit, Service Pack
- 120075-01-738 Cover-Power Board
- 120075-01-740 Base-Power Board
- 120075-20-704 Kit-Power Board/EG2-2 Way

CONTINUED NEXT COLUMN

**NORCOLD N842 CONTINUED**

- 121568-06-708 Burner/Orifice/Adapter Kit
- 121568-06-709 Board/Power-N611/N822F/1201
- 121569-07-700 Cord-AC Power
- 121569-08-701 Base-Power Board
- 121569-08-702 Cover-Power Board
- 121569-08-703 Gas Valve-Solenoid
- 121569-08-704 Tube/Burner-N8/N6
- 125242-02-709 Wire/White/9"/Gas Valve
- 125242-02-710 Gas Valve/Brkt./Wires Comb.
- 104137-06-718 Shelf-Tray, White w/Cutout
- 104137-06-724 Ice Tray
- 120075-01-714 Plug-Hole (Black)
- 120075-01-722 Shelf-Wire, Short
- 120075-01-723 Shelf-Wire
- 120075-01-725 Cover-Crisper
- 120075-01-727 Pin-Hinge
- 120075-01-730 Retainer-Shelf Ser. #926684 & Down
- 120075-01-732 Plate-Strike
- 120075-07-705 Trim-Side, Black
- 120075-07-706 Shelf-Wire f/Ice Maker Models
- 120075-07-707 Control Box - Black
- 120075-07-708 Crisper/Ice Bin
- 120075-20-700 Trim/Top Asm. w/Inserts-Black
- 120075-20-702 Trim Pc. (Foam/Tape) Btm. Black
- 120075-01-724 Shelf-Wire, w/Cutout
- 120075-25-704 Hinge/Cabt./Wrp.-Top/LH-Lwr/RH
- 120075-25-705 Hinge/Cabt./Wrp.-Top/RH-Lwr/LH
- 121568-03-701 Bushing-Hinge Pin/Gray
- 121568-03-710 Hinge/Cabinet-Top/RH-Lwr./LH
- 121568-03-712 Shelf-Wire Freezer
- 121568-03-713 Front Box/Decorative, Black
- 121568-03-715 Hinge/Cabinet-Top/LH-Lwr./RH
- 121568-03-716 Cover-Hinge Holes
- 121568-06-703 Hole Plug-White
- 120075-01-720 Tray-Drip

**Refrigerator - N842RIML**

(Not Shown)

*120075-23-01A Refrigerator-Lg. Dbl. Door, 2-Way/LH/Ice Maker  
Flush Handle-Black, N842RIML  
(Pce. Parts Only)*

- 104137-06-718 Shelf-Tray, White, w/Cutout
- 104137-06-724 Ice Tray
- 120075-01-714 Plug-Hole (Black)
- 120075-01-722 Shelf-Wire, Short
- 120075-01-723 Shelf-Wire
- 120075-01-725 Cover-Crisper
- 120075-01-727 Pin-Hinge
- 120075-01-730 Retainer-Shelf (Ser.# 926684 & Down)
- 120075-01-732 Plate-Strike
- 120075-07-705 Trim-Side, Black
- 120075-07-706 Shelf-Wire f/Icemaker Models
- 120075-07-707 Control Box, Black
- 120075-07-708 Crisper/Ice Bin
- 120075-20-700 Trim/Top Asm. w/Inserts, Black
- 120075-20-702 Trim Pc. (Foam/Tape) Btm., Black
- 121568-03-710 Hinge/Cabinet-Top/RH, Lwr/LH
- 121568-03-712 Shelf-Wire Non-Ice Maker Model
- 121568-03-713 Front Box/Decorative, Black
- 121568-03-715 Hinge/Cabinet-Top/LH, Lwr/RH
- 121568-03-716 Cover-Hinge Holes
- 121568-06-703 Hole-Plug, White
- 125242-02-720 Retainer/Shelf (Ser.#926685 & Up)
- 084880-03-705 Bracket-Light, Interior
- 084880-03-706 Bulb-Lamp
- 120075-01-735 Thermister w/Lamp & Wire Asm.
- 125242-02-708 Cover/Lamp Bracket
- 120075-01-736 Cooling Unit, Service Pack
- 121568-06-704 Heater-AC/300 w/120 VAC

CONTINUED NEXT PAGE

# APPLIANCES

## N842R1ML CONTINUED

- 104137-06-715 Electrode-Spark/Sensor, Sgl.
- 120075-01-738 Cover-Power Board
- 120075-01-740 Cover-Base, Power Board
- 120075-20-704 Kit-Power Board/EG2, 2-Way
- 120075-20-705 Tube/Burner-N8/N6
- 121568-06-706 Gas Valve-Combo/Wrench Flat
- 121568-06-708 Burner/Orifice-Adapter Kit
- 125242-02-709 Wire/White/9"/Gas Valve
- 125242-02-710 Gas Valve/Bracket/Wires Comb.
- 094039-07-706 Ice Maker w/o Plates
- 120075-03-701 Valve Asm., Water w/Bracket
- 120075-03-703 Arm-Shut Off
- 120075-01-701 Hinge-Top RH/Bottom LH (Door)
- 120075-01-702 Cap (Hinge Plug)
- 120075-01-705 Hinge-Top LH/Bottom RH (Door)
- 120075-07-700 Door Bin-Small, Clear
- 120075-07-701 Divider/Door Bin, Clear
- 120075-12-700 Handle (Contour) Top LH/Btm. RH
- 120075-12-701 Handle (Contour) Top RH/Btm. LH
- 121568-03-700 Retainer-Door Panel, Black
- 121568-03-701 Bushing-Hinge Pin, Gray
- 121568-03-702 Door Liner w/ Trim, Black
- 121568-03-705 Storage Latch, Gray
- 120075-07-702 Retainer-Door Panel, Black
- 120075-07-703 Door-Liner, Black
- 120075-07-704 Door Bin-Large, Clear
- 120075-01-720 Tray-Drip
- 120075-01-724 Shelf-Wire w/Cutout
- 121569-08-701 Base-Power Board
- 121569-08-702 Cover-Power Board
- 121569-08-703 Gas Valve-Solenoid



Dimensions: 36-9/16" H x 23-11/16" W x 24" D, 4.5 Cu. Ft.

## Norcold N400R

138809-01-01A Refrigerator-Single Door, Top Control, Norcold N400R  
(Pce. Parts Only)

- 104137-06-724 Ice Tray
- 125242-01-750 Clip
- 102621-04-703 Holder-Spring, RH Wht. Evap.
- 102621-04-707 Holder/Spring, Left f/Evap. Door/Yellow Spring
- 138809-01-700 Gas Control
- 138809-01-701 Control Panel Asm.
- 131147-01-708 Door Latch

CONTINUED NEXT COLUMN

## NORCOLD N400R CONTINUED

- 138809-01-702 Hinge-Upper LH/Lower RH
- 138809-01-703 Hinge-Top RH/Lower LH
- 138809-01-705 Shelf-Wire/Top/Short
- 138809-01-706 Shelf-Wire/Lower/Flipper
- 138809-01-707 Bin-Door Shelf
- 138809-01-708 Drip Tray-Inside
- 138809-01-709 Breaker-Bottom Trim Seal
- 131147-01-718 Terminal Block
- 138809-01-710 Burner Tube
- 138809-01-711 Inlet Tube-Gas
- 138809-01-712 Valve-Manual/Shut Off
- 138809-01-713 Cooling Unit
- 138809-01-714 Heater-DC/EG3
- 138809-01-715 Shroud-Upper Control Area
- 113737-01-709 Interrupter
- 113737-01-730 Valve Safety Ignition
- 131147-01-725 Elbow-Brass/90°-2 Pc.
- 138809-01-717 Gas Control/Thermostat
- 138809-01-718 Tab Adapter-Interrupter
- 138809-01-719 Thermocouple
- 131147-01-733 Spark Ignitor
- 131147-01-734 Flame Meter
- 138809-01-720 Control Panel
- 138809-01-721 Switch-Selector
- 131147-01-735 Hinge/Freezer Door-RH
- 131147-01-736 Hinge/Freezer Door-LH
- 113737-01-701 Bushing-Hinge
- 125242-01-704 Bushing Hinge Middle
- 131147-01-744 Latch Plate
- 138809-01-722 Door Assembly
- 138809-01-726 Trim, Side Door
- 104137-06-714 Burner Assembly, 5-Slot
- 138809-01-719 Thermocouple
- 138809-01-723 Electrode Spark Ignition
- 138809-01-725 Pressure Tap Ser. #84 & Up
- 104137-06-739 Burner Asm., 5-Slot



Dimensions: 52.8"H x 23.5"W x 24"D

## Norcold 611

- 121568-06-01A Refrig., Small Dbl. Door-RH/2-Way, N611R (Pce. Parts Only)
- 121568-07-01A Refrig., Small Dbl. Door-LH/2-Way, N611L (Pce. Parts Only)
- 121568-08-01A Refrig., Small Dbl. Door-LH/2-Way, N611LF (Pce. Parts Only)
- 084880-03-705 Bracket-Light, Interior
- 084880-03-706 Bulb-Lamp
- 120075-01-735 Thermister w/Lamp & Wire Asm.

CONTINUED NEXT PAGE



*NORCOLD 611 CONTINUED*

- 121568-05-700 Fan-12 V. Kit Double-Sidewall
- 120075-01-701 Hinge-Top RH/Bottom LH (Door)
- 120075-01-705 Hinge-Top LH/Bottom RH (Door)
- 121568-01-701 Bin-Door, White, Waffled Liner
- 121568-01-704 Rail-Door Lower
- 121568-03-701 Bushing-Hinge Pin, Gray
- 121568-03-705 Storage Latch, Gray
- 121568-03-706 Retainer-Door Panel, Black
- 121568-03-707 Door Liner w/Black Trim
- 121568-03-721 Handle/Door, Top LH/Lwr. RH
- 121568-03-722 Handle/Door, Lwr. RH/Top LH
- 120075-01-713 Trim-Top Piece
- 120075-01-714 Plug-Hole (Black)
- 120075-01-720 Tray-Drip
- 120075-01-721 Louver-Drip Tray
- 120075-01-725 Cover-Crisper
- 120075-01-727 Pin-Hinge
- 120075-01-732 Plate-Strike
- 121568-01-707 Shelf-Wire Short
- 121568-01-709 Crisper
- 121568-03-710 Hinge/Cabinet-Top RH/Lwr. LH
- 121568-03-711 Trim-Side, Black
- 121568-03-715 Hinge/Cabinet-Top LH/Lwr. RH
- 121568-03-716 Cover-Hinge Holes
- 121568-06-700 Front Box-N611
- 121568-06-701 Control Asm. Optical
- 121568-06-702 Clip-Shelf
- 121568-06-703 Hole Plug, White
- 120076-01-704 Cooling Unit, Service Pack
- 121568-06-704 Heater-AC/300 w/120 VAC
- 104137-06-715 Electrode-Spark/Sensor, Sgl.
- 120075-01-738 Cover-Power Board
- 120075-01-740 Cover-Base, Power Board
- 121568-06-705 Gas Valve/Brkt. Asm.-Combo
- 121568-06-706 Gas Valve Combo/Wrench Flat
- 121568-06-707 Board/Power f/Ser. #9056491
- 120075-20-702 Trim PC (Foam/Tape) Btm. Blk.
- 121568-06-708 Burner/Orifice Adapter Kit
- 120075-01-702 Cap (Hinge Plug)
- 121568-01-700 Rail-Door, Upper Door
- 121568-03-700 Retainer-Upper Door Panel, Blk.
- 121568-03-702 Door Liner w/Trim, Black, Waffled-Upper
- 121568-03-712 Shelf-Wire Freezer
- 125242-02-708 Cover/Lamp Bracket
- 121568-06-709 Board/Power f/Ser. #9056492
- 120075-07-713 Liner/Door, Smooth-Lower, Blk.
- 104137-06-714 Burner Assembly, 5-Slot
- 121568-06-710 Control Asm.-Optical/N611

**Norcold Refrigerator - N842SSL**

(Not Shown)

- 120075-22-01A Refrigerator-Large Double-SST Door/LH Raised Handle, Norcold N842SSL
- 120075-01-701 Hinge-Top RH/Bottom LH (Door)
- 120075-01-702 Cap (Hinge Plug)
- 120075-01-705 Hinge-Top LH/Bottom RH (Door)
- 120075-07-700 Door Bin-Small, Clear
- 120075-07-701 Divider/Door Bin, Clear
- 120075-12-700 Handle (Contour) Top LH/Btm. RH
- 120075-12-701 Handle (Contour) Top RH/Btm. LH
- 120075-16-700 Liner/Door-Upper Wrapped SS, Waffled
- 121568-03-701 Bushing-Hinge Pin, Gray
- 121568-03-705 Storage Latch, Gray
- 120075-07-704 Door Bin-Large, Clear
- 120075-16-701 Liner/Door-Lwr. Wrapped SS, Waffled
- 104137-06-718 Shelf-Tray, White w/Cutout
- 104137-06-724 Ice Tray
- 120075-01-714 Plug-Hole (Black)
- 120075-01-720 Tray, Drip
- 120075-01-724 Shelf-Wire, w/Cutout

CONTINUED NEXT COLUMN

*NORCOLD REFRIGERATOR-N842SSL CONTINUED*

- 120075-01-722 Shelf-Wire, Short
- 120075-01-723 Shelf-Wire
- 120075-01-725 Cover-Crisper
- 120075-01-727 Pin-Hinge
- 120075-01-730 Retainer-Shelf (Ser.# 926684 & Down)
- 120075-01-732 Plate-Strike
- 120075-07-705 Trim-Side, Black
- 120075-07-707 Control Box, Black
- 120075-07-708 Crisper/Ice Bin
- 120075-20-700 Trim/Top Asm. w/Inserts, Black
- 120075-20-702 Trim Pce. (Foam/Tape) Bottom, Black
- 121568-03-710 Hinge/Cabinet-Top RH/ Lwr. LH
- 121568-03-712 Shelf-Wire Non-Ice Maker, Middle
- 121568-03-713 Front Box-Decorative, Black
- 121568-03-715 Hinge/Cabinet, Top LH/Lwr. RH
- 121568-03-716 Cover-Hinge Holes
- 121568-06-703 Hole Plug, White
- 125242-02-720 Retainer/Shelf (Ser.# 926685 & Up)
- 084880-03-705 Bracket-Light, Interior
- 084880-03-706 Bulb-Lamp
- 120075-01-735 Thermister w/Lamp & Wire Asm.
- 125242-02-708 Cover/Lamp Bracket
- 120075-01-736 Cooling Unit, Service Pack
- 121568-06-704 Heater-AC/300 w/120 VAC
- 104137-06-715 Electrode-Spark/Sensor, Sgl.
- 120075-01-738 Cover-Power Board
- 120075-01-740 Cover-Base, Power Board
- 120075-20-704 Kit-Power Board/EG2, 2-Way
- 120075-20-705 Tube/Burner-N8/N6
- 121568-06-706 Gas Valve-Combo/Wrench Flat
- 121568-06-708 Burner/Orifice-Adapter Kit
- 125242-02-709 Wire/ White/9" Gas Valve
- 125242-02-710 Gas Valve/Brkt./Wires Comb.
- 121569-08-701 Base Power Board
- 121569-08-702 Cover-Power Board
- 121568-03-719 Power Board, 2-Way
- 121568-06-709 Board/Power
- 121569-08-703 Gas Valve, Solenoid
- 120075-16-703 Liner/Door-Lower Wrapped, SS, Smooth
- 120075-16-702 Liner/Door-Lower, Wrapped, Smooth

**Norcold 1211IM**

**Contact Parts Administrator Before Ordering**

- 125242-06-01A Refrigerator, 4 Door w/Ice Maker, Black w/o Door Inserts, 1211IM
- 104137-06-715 Electrode-Spark/Sensor, Sgl.
- 121568-06-709 Board/Power-N611/N822F/1201
- 121569-08-701 Base-Power Board
- 121569-08-702 Cover-Power Board
- 121569-08-703 Gas Valve-Solenoid
- 125242-01-739 Base-Burner Box
- 125242-01-740 Cover-Burner Box
- 125242-02-709 Wire/White/9"/Gas Valve
- 125242-02-743 Burner Orifice Adapter Assembly
- 125242-03-732 Cord-AC Power w/Ice Maker
- 125242-05-723 Burner Tube
- 094039-07-706 Ice Maker w/o Plates
- 094039-07-707 Garden Hose Adapter w/Brass Nut
- 094039-07-708 Nut-Compression
- 120075-03-701 Water Valve-w/Bracket
- 120075-03-703 Arm-Shut Off
- 120075-03-706 Fitting Water Line
- 120075-09-703 Thermostat
- 125242-01-716 Ice Bin
- 125242-01-725 Shelf-Freezer (Wire)
- 125242-01-737 Bracket-Mounting (Ice Maker)
- 125242-05-724 Water Tube/Heater Asm.
- 084880-01-760 Clip (Thermister)
- 084880-03-705 Bracket-Light, Interior
- 084880-03-706 Bulb-Lamp
- 125242-02-706 Lamp/Wire Asm./Ser. #849677 & Up
- 125242-02-708 Cover/Lamp Bracket

CONTINUED NEXT COLUMN

## APPLIANCES

### NORCOLD 12111M CONTINUED

120075-01-714 Plug-Hole (Black)  
 125242-01-706 Cover-Crisper  
 125242-01-727 Shelf-Wire (Short)  
 125242-01-766 Trim-LT/RT Hand-Screw On  
 125242-01-767 Kit-Install (U-Trim Pcs.) Hdwe.  
 125242-01-768 Switch-Door Light  
 125242-02-720 Retainer/Shelf (Ser. #926685 & Up)  
 125242-02-741 Strip-Freezer, Black  
 125242-03-706 Probe-Contact/Large  
 125242-03-715 Hinge Pin/Upper-Wrapped Doors  
 125242-05-706 Control Asm.-Optical  
 125242-05-707 Hinge-Outer/Upper RH/Lwr. LH  
 125242-05-708 Hinge-Inner/Upper RH/Lwr. LH  
 125242-05-709 Hinge-Inner/Upper LH/Lwr. RH  
 125242-05-710 Cover-Hinge  
 125242-05-711 Hinge-Outer/Upper LH/Lwr. RH  
 125242-05-713 Fins  
 125242-05-716 Box/Front-Dummy  
 125242-05-717 Bin-Bottle/Crisper  
 125242-05-718 Divider-Bottle Crisper  
 125242-05-725 Plate f/Dummy Box  
 125242-05-730 Flapper Replace Service Kit  
 113737-01-754 Thermostat (Fan 12 V. DC)  
 125242-01-732 Heater AC-225 w/110 Vac  
 125242-01-772 Cooling Unit, 1200  
 125242-05-721 Bracket-DC Fan, S.N. 914576 & Up  
 125242-05-722 Fan-External  
 125242-05-728 Switch-Thermal (Rpl. Kit)  
 125242-05-729 Switch-Thermal (Rpl. Kit)  
 125242-05-727 Switch-Thermal w/Wiring

### Acrylic Inserts

(Not Shown)

103251-07-01A Insert-Black Acrylic 21.6" x 14.5"  
 103251-08-01A Insert-Black Acrylic 21.6" x 31.6"  
 103251-10-01A Insert-Black Acrylic 16.2" x 18.4"  
 103251-11-01A Insert-Black Acrylic 16.2" x 41.2"



### Refrigerator Travel Latch

088248-01-704 Refrig. Travel Latch



### Refrigerator Bubble Level


054450-01-000 Refrig. Bubble Level



### 3 Burner Range Top

Convection oven cooks with 1800 watts of power, microwave cooks with 1000 watts of power

156801-01-01A Range-3 Burner, SST Top  
 156801-02-01A Oven/Microwave, 1 Cu. Ft./Turn Table, SST Face  
 156801-03-01A Trim Kit-Microwave, SST-Apollo B12-S



### Bi-Fold Burner Cover

Folding burner cover folds down to provide more counter space. Folds up during cooking to provide a backsplash behind burners.

102021-01-700 Cover-Bifold-Universal 16"-22" Black



### Magic Chef Range Replacement Parts

21-3/8"W x 20"D x 22"H.

102020-01-03A Range, Black Door w/Almond Top,  
 4 Burner, 22" (Piece Parts Only) BT 22RA  
 102020-01-701 Handle, Door  
 102020-01-720 Valve, Mercury Control  
 102020-01-724 Bumper, Main Top  
 102020-01-725 Glass Outer  
 126023-01-728 Range Top, Main Blk. w/Brace  
 102020-01-733 Grate Top-2 Per Kit  
 126023-01-716 Rack-Oven

### 22" 3 Burner Range w/Oven ALY2289ADB

(Not Shown) Pce. Parts

150778-01-01A Range-3 Burner (Sealed) w/Oven, Black, 22"-ALY2289ADB  
 (Pce. Parts Only)  
 135066-03-708 Spring-CSA Oven Door  
 128728-01-705 Top-Main, Black  
 102020-01-724 Bumper-Main Top  
 112881-04-703 Knob-Thermostat, Black  
 112881-04-704 Valve-Oven  
 112881-04-706 Pilot-Oven  
 126023-01-717 Burner-Oven  
 126023-01-734 Thermostat/Oven- Ser.#10/11 & 14  
 126023-02-702 Pipe-Manifold  
 128728-01-701 Knob-Burner, Rear  
 128728-01-702 Knob-Burner, Front  
 128728-01-707 Knob-Ignitor  
 128728-01-708 Fitting w/Orifice/Tube-Rear  
 128728-01-710 Fitting w/Orifice/Tube-Front  
 128728-01-716 Ignitor f/Burners  
 128728-01-717 Wires-Ignitor (1 Per Pkg.)  
 135065-01-701 Ignitor/Porcelain-Top Burner  
 135065-01-703 Valve/Burner-Rear  
 135065-03-700 Fitting-Half Union  
 135065-03-701 Screw-Valve

CONTINUED NEXT PAGE

**ALY2289ADB CONTINUED**

- 135065-03-703 Grate, Black (Sealed Burner)
- 135065-03-715 Top-Main, Stainless Steel
- 135656-01-701 Mixer/Air
- 112881-01-721 Deflector/Flue, Black, Sealed Br.
- 112881-03-702 Clip-Main Top
- 126023-01-713 Trim-Side (Right)
- 126023-01-714 Trim-Side (Left)
- 126023-01-716 Rack-Oven
- 126023-01-718 Flue Box Assembly
- 126023-01-731 Bottom-Oven
- 128728-01-703 Pin/T-Nut f/Hinge
- 135066-03-701 Panel-Manifold, Black
- 135066-03-708 Spring-Oven Door
- 102020-01-734 Bumper-Grate, Pkg. of 8
- 102020-01-725 Glass Outer
- 126023-01-732 Seal/Oven Dr. Top
- 126023-01-738 Clip Glass Oven, Black
- 128727-01-701 Handle-Oven Door
- 135066-03-714 Seal-Oven Door Sides
- 135065-03-716 Valve-Set Screw/Gasket
- 135065-01-705 Burner/Sealed Asm.
- 112881-03-701 Regulator Kit w/Fittings
- 126023-02-700 Knob-Thermostat
- 151277-03-704 Grommet/Bumper f/Sgl. Grate

**3 Burner Range w/o Oven  
ALS8580ADB**

**Pce. Parts**  
(Not Shown)

- 114030-03-01A Range-3 Burner w/o Oven, Black, ALS8580ADB (Pce. Parts Only)
- 102020-01-729 Regulator-Press (Ser.#04C)
- 112881-01-705 Knob-Top Burner
- 112881-01-718 Knob-Top Burner Hi-Output
- 114030-01-704 Trim-Right, Black Textured
- 114030-01-705 Trim-Left, Black Textured
- 114030-01-706 Trim-Rear, Black Textured
- 114030-02-700 Guard/Fabric-Towel Bar
- 126023-01-702 Burner-Top (Front) 5100 BTU
- 126023-01-705 Pipe-Manifold
- 126023-01-710 Valve Burner (Front)
- 126023-01-711 Electrode-Ignitor (Only)
- 126023-01-735 Kit-Ignitor Top Burner & Knob
- 128728-01-703 Pin/T-Nut f/Hinge
- 126023-01-727 Top-Main, Almond
- 126023-01-730 Grate-Top, 1 Pce.
- 102020-01-733 Grate Kit, 2 Pc.
- 126023-01-728 Top-Main, Black
- 102020-01-734 Bumper-Grate, Pkg. of 8
- 151277-03-704 Grommet/Bumper f/Sgl. Grate

**ALY2289BDB**

- 151279-03-01A Range-22"-3 Burner/Sealed, Mercury Free, Black Door, Glass, CSA ALY2289BDB
- 112881-01-721 Deflector/Flue, Blk., Sealed Burner
- 112881-03-702 Clip-Main Top
- 126023-01-713 Trim-Side (Right), Black
- 126023-01-714 Trim-Side (Left), Black
- 126023-01-716 Rack-Oven
- 126023-01-718 Flue Box Assembly
- 126023-01-731 Bottom-Oven
- 128728-01-703 Pin/T-Nut f/Hinge
- 135066-03-701 Panel-Manifold, Black
- 135066-03-708 Spring-Oven Door
- 102020-01-725 Glass Outer
- 126023-01-732 Seal/Oven Door Top
- 126023-01-738 Clip-Glass Oven, Black
- 128727-01-701 Handle-Oven Door
- 135066-03-714 Seal-Oven Door Sides
- 102020-01-724 Bumper-Main Top
- 112881-03-701 Regulator Kit w/Fittings

CONTINUED NEXT COLUMN

**ALY2289BDB CONTINUED**

- 112881-04-706 Pilot-Oven
- 128728-01-701 Knob-Burner, Rear
- 128728-01-702 Knob-Burner, Front
- 128728-01-705 Top-Main, Black
- 128728-01-707 Knob-Ignitor
- 128728-01-708 Fitting w/Orifice/Tube, Rear
- 128728-01-710 Fitting w/Orifice/Tube, Front
- 128728-01-716 Ignitor f/Burners
- 128728-01-717 Wires-Ignitor
- 135065-01-701 Ignitor/Porcelain-Top Burner
- 135065-01-703 Valve/Burner, Rear
- 135065-03-700 Fitting-Half Union
- 135065-03-703 Grate, Black (Sealed Burner)
- 135065-03-715 Top-Main, Stainless Steel
- 135656-01-701 Mixer/Air
- 151279-01-700 Burner-Pilot RV
- 151279-02-700 Burner-Oven w/Shutter
- 151279-02-701 Knob-Thermostat, Black
- 151279-02-702 Pipe-Manifold
- 151279-02-703 Thermostat
- 151279-02-704 Elbow Block Asm. (Valve-Oven)
- 112881-03-701 Regulator Kit W/Fittings
- 102020-01-734 Bumper-Grate, Pkg. of 8
- 135065-03-716 Valve-Set Screw/Gasket
- 151277-03-705 Top-Main Single, Grate/Sealed, Black
- 151277-03-704 Grommet/Bumper f/Sgl. Grate



**Amana  
3-Burner Range w/ Oven**

**Pce. Parts**

- 135066-03-04A Range-3-Burner (Sealed) w/Oven-New Style Knobs, ALY2280ADS (Pce. Parts Only)
- 135065-03-715 Main-Top, Stainless Steel
- 102020-01-724 Bumper-Main Top
- 112881-04-703 Knob-Thermostat, Black
- 112881-04-704 Valve-Oven
- 112881-04-706 Pilot-Oven
- 126023-01-717 Burner-Oven
- 126023-01-734 Thermostat/Oven, Ser.#10/11&14
- 126023-02-702 Pipe-Manifold
- 128728-01-701 Knob-Burner-Rear
- 128728-01-702 Knob-Burner-Front
- 128728-01-705 Top-Main, Black
- 128728-01-707 Knob, Ignitor
- 128728-01-708 Fitting w/Orifice/Tube-Rear
- 128728-01-710 Fitting w/Orifice/Tube-Front
- 128728-01-716 Ignitor f/Burners
- 128728-01-717 Wires-Ignitor (1 Per Pkg.)
- 135065-01-701 Ignitor/Porcelain-Top Burner
- 135065-01-703 Valve/Burner-Rear
- 135065-03-700 Fitting-Half Union
- 135065-03-701 Screw-Valve
- 135065-03-703 Grate-Black (Sealed Burner)
- 135065-03-715 Top-Main, Stainless Steel

CONTINUED NEXT COLUMN

**AMANA 3-BURNER RANGE CONTINUED**

- 135065-03-716 Valve-Set Screw/Gasket
- 135065-01-705 Burner/Sealed Asm.
- 135656-01-701 Mixer/Air
- 112881-01-721 Deflector/Flue, Blk. Sealed Burner
- 112881-03-702 Clip-Main Top
- 126023-01-713 Trim-Side (Right), Black
- 126023-01-714 Trim-Side (Left), Black
- 126023-01-716 Rack-Oven
- 126023-01-718 Flue Box Assembly
- 126023-01-731 Bottom-Oven
- 128728-01-703 Pin/T-Nut f/Hinge
- 135066-03-701 Panel-Manifold, Black
- 135066-03-708 Spring-Oven Door
- 102020-01-701 Handle, Door
- 102020-01-725 Glass Outer
- 126023-01-712 Panel-Door, Black
- 126023-01-732 Seal/Oven Dr. Top
- 102020-01-734 Bumper-Grate, Pkg. of 8
- 112881-03-701 Regulator Kit w/Fittings
- 126023-02-700 Knob-Thermostat
- 151277-03-704 Grommet/Bumper f/Sgl. Grate




**22" 3-Burner Range  
w/Oven**

**Pce. Parts**

- 21-3/8"W x 20"D x 22"H
- 135066-01-02A Range-3 Burner w/Oven, 22", Bisque, CLY2245BDT (Pce. Parts Only)
- 135066-01-01A Range-3 Burner w/Oven, 22", Black, CLY2245BDB (Pce. Parts Only)
- 102020-01-724 Bumper-Main Top
- 112881-01-705 Knob-Top Burner
- 112881-01-718 Knob-Top Burner-Hi-Output
- 126023-01-717 Burner-Oven
- 126023-01-734 Thermostat-Oven
- 126023-02-700 Knob-Thermostat
- 128728-01-708 Fitting-Orifice Tube-Rear
- 128728-01-710 Fitting-Orifice Tube-Front
- 128728-01-716 Burner-Ignitor
- 128728-01-717 Wires-Ignitor
- 135065-01-701 Ignitor/Top Burner
- 135065-01-703 Valve/Burner-Rear
- 135065-01-705 Burner/Sealed Assembly
- 135656-01-701 Mixer/Air
- 102020-01-701 Handle-Door
- 102020-01-725 Glass Outer
- 126023-01-732 Seal/Oven Dr. Top
- 112881-03-702 Clip-Main Top
- 126023-01-713 Trim-Side (Right)
- 126023-01-714 Trim-Side (Left)
- 126023-01-716 Rack-Oven
- 126023-01-729 Panel-Manifold
- 126023-01-731 Bottom-Oven
- 126023-01-730 Grate Top
- 135065-03-716 Valve-Set Screw/Gasket
- 112881-03-701 Regulator Kit w/Fittings






## Magic Chef 3-Burner Range w/o Oven

### Pce. Parts

21-3/8"W x 20"D x 4-1/2"H

135065-01-01A Range-3 Burner w/o Oven, Black, CLZ8505BDB (Pce. Parts Only)  
 135065-01-02A Range-3 Burner w/o Oven, Bisque, CLZ8505BDB (Pce. Parts Only)  
 135065-02-01A Range-3 Burner w/o Oven, Black, CLZ8509BDB  
 128728-01-705 Top-Main, Black  
 102020-01-724 Bumper-Main Top  
 112881-01-705 Knob-Top Burner  
 112881-01-718 Knob-Top Burner, Hi-Output  
 114030-01-704 Trim-Right, Black Textured  
 114030-01-705 Trim-Left, Black Textured  
 114030-01-706 Trim-Rear, Black Textured  
 114030-02-700 Guard/Fabric-Towel Bar  
 135065-01-700 Panel/Manifold  
 128728-01-710 Fitting-Orifice Tube-Front  
 128728-01-716 Burner-Ignitor  
 128728-01-717 Wires-Ignitor (1 Per Pkg.)  
 135065-01-701 Ignitor/Top Burner  
 135065-01-702 Pipe/Manifold  
 135065-01-703 Valve/Burner-Rear  
 135065-01-705 Burner/Sealed Assembly  
 135065-03-716 Valve-Set Screw/Gasket  
 112881-03-701 Regulator Kit w/Fittings



(Shown for example only)

## Magic Chef Range CLZ8502/BDB

### Pce. Parts

21-3/8" x 20" x 4-1/2"

114030-02-01A Range, 3-Burner w/o Oven, Black, PZO, CLZ8502/BDB (Pce. Parts Only)  
 114030-03-01A Range-3 Burner w/o Oven, Blk, CLZ8508BDB (Pce. Parts Only)  
 112881-01-718 Knob-Top Burner Hi-Output  
 112881-01-705 Knob-Top Burner  
 126023-01-728 Top-Main (Black) w/Brace  
 126023-01-727 Top-Main (Almond)  
 114030-01-704 Trim-Right/Black Textured  
 114030-01-705 Trim-Left/Black Textured  
 114030-01-706 Trim-Rear/Black Textured  
 126023-01-711 Electrode-Ignitor  
 102020-01-729 Regulator-Press (Ser. #04C)  
 126023-01-710 Valve-Burner (Front)  
 126023-01-730 Grate Top  
 126023-01-728 Top-Main, Black  
 126023-01-735 Kit-Ignitor, Top Burner & Knob  
 128728-01-703 Pin/T-Nut f/Hinge



## 3-Burner w/o Oven

21-3/8"W x 20"D x 4-1/2"H

135065-03-01A Range, 3-Burner w/o Oven, Black Door, Black Glass, ALZ8580ADB  
 135065-03-701 Screw-Valve  
 135065-03-700 Fitting-Half Union  
 102020-01-724 Bumper-Main Top  
 114030-01-704 Trim-Right/Black Textured  
 114030-01-705 Trim-Left/Black Textured  
 114030-01-706 Trim-Rear/Black Textured  
 128728-01-703 Pin/T-Nut, f/Hinge  
 128728-01-707 Knob-Ignitor  
 135065-03-703 Grate-Black (Sealed Burner)  
 135065-03-704 Panel-Manifold (Black)  
 128728-01-708 Fitting w/Orifice/Tube-Rear  
 128728-01-710 Fitting w/Orifice/Tube-Front  
 128728-01-716 Burner-Ignitor  
 128728-01-717 Wires-Ignitor (1 Per Pkg.)  
 112881-03-701 Regulator Kit, w/Fittings  
 135065-01-701 Ignitor/Top Burner  
 135065-01-702 Pipe/Manifold  
 135065-01-703 Valve/Burner-Rear  
 135065-03-706 Guard-Fabric (Bisque)  
 135065-03-707 Knob-Burner (Bisque)  
 135065-03-708 Knob-Burner (Bisque)  
 135065-03-709 Panel-Manifold (Bisque)  
 135065-03-710 Top-Main (Bisque)  
 135065-03-711 Trim-Right (Bisque)  
 135065-03-712 Trim-Left (Bisque)  
 135065-03-713 Trim-Rear (Bisque)  
 135065-03-714 Knob-Ignitor (Bisque)  
 128728-01-705 Top-Main, Black  
 135065-03-716 Valve-Set Screw/Gasket  
 102020-01-734 Bumper, Grate, Pkg. of 8



## Magic Chef 16" w/ Oven


### Pce. Parts

21-3/8"W x 20"D x 16 11/16"H

112881-04-01A Range-16", 3 Burner, Black Door, Black Text, CLY1620ADB (Pce. Parts Only)  
 102020-01-724 Bumper-Main Top  
 112881-04-700 Burner-Top/Left Rear  
 112881-04-701 Burner-Top/Front  
 112881-04-704 Valve-Oven  
 112881-04-706 Pilot-Oven  
 126023-01-711 Electrode-Ignitor  
 126023-01-717 Burner-Oven

### MAGIC CHEF 16" CONTINUED

126023-01-728 Top-Main (Black)  
 126023-01-734 Thermostat Oven 11/CLY Model  
 126023-01-737 Flash Tube Extension (Front)  
 128728-01-707 Knob-Ignitor  
 135065-03-700 Fitting-Half Union  
 135065-03-701 Screw-Valve  
 135656-01-701 Mixer/Air  
 112881-01-719 Trim-Flat LH-Black Textured  
 112881-01-720 Trim-Flat RH-Black Textured  
 112881-01-723 Deflector/Flue-Blk-Non Seal  
 112881-02-702 Spring-Oven Door F/1631 Mod.  
 112881-03-702 Clip-Main Top  
 112881-04-707 Manifold-Black  
 126023-01-716 Rack-Oven  
 126023-01-731 Bottom-Oven  
 128728-01-703 Pin/T-Nut, f/Hinge  
 126023-01-735 Kit Ignitor-Top Burner & Knob  
 112881-01-713 Door/Oven-Text/Blk. No Window  
 126023-01-732 Seal/Oven Dr. Top  
 151277-01-701 Valve/Rear w/Hinge  
 112881-03-701 Regulator Kit w/Fittings  
 102020-01-734 Bumper-Grate, Pkg. of 8  
 126023-02-700 Knob-Thermostat  
 151277-03-704 Grommet/Bumper f/Sgl. Grate



(Shown for example only)


## 3-Burner w/o Oven

135065-04-01A Range, 3-Burner (Sealed) w/o Oven-CSA, Black Top, Amana, ALZ8589ADB  
 135065-01-705 Burner/Sealed Asm.  
 128728-01-705 Top-Main, Black  
 102020-01-724 Bumper-Main Top  
 114030-01-704 Trim-Right, Black Textured  
 114030-01-705 Trim-Left, Black Textured  
 114030-01-706 Trim-Rear, Black Textured  
 114030-02-700 Guard/Fabric-Towel Bar  
 128728-01-701 Knob-Burner-Rear  
 128728-01-702 Knob-Burner-Front  
 128728-01-703 Pin-T-Nut f/Hinge  
 128728-01-707 Knob-Ignitor  
 135065-03-703 Grate, Black (Sealed Burner)  
 135065-03-704 Panel-Manifold, Black  
 128728-01-708 Fitting w/Orifice/Tube-Rear  
 128728-01-710 Fitting w/Orifice/Tube-Frt.  
 128728-01-716 Ignitor f/Burners  
 128728-01-717 Wires-Ignitor (1 Per Pkg.)  
 135065-01-701 Ignitor/Porcelain-Top Burner  
 135065-01-702 Pipe/Manifold  
 135065-01-703 Valve/Burner-Rear  
 135065-03-700 Fitting-Half Union  
 135065-03-701 Screw-Valve  
 135065-03-716 Valve-Set Screw/Gasket  
 112881-03-701 Regulator Kit w/Fittings  
 102020-01-734 Bumper-Grate, Pkg. of 8

CONTINUED NEXT COLUMN

**3-Burner Range w/o Oven**

- 21-3/8"W x 20"D x 4-1/2"H
- 114030-04-01A Range, 3-Burner w/o Oven, Blk. CLZ8560ADB
- 102020-01-724 Bumper-Main Top
- 114030-01-704 Trim-Right/Black Textured
- 114030-01-705 Trim-Left/Black Textured
- 114030-01-706 Trim-Rear/Black Textured
- 114030-04-700 Panel-Manifold
- 126023-01-728 Top-Main (Black)
- 128728-01-703 Pin/T-Nut f/Hinge
- 128728-01-707 Knob-Ignitor
- 112881-04-700 Burner-Top/Left Rear
- 112881-04-701 Burner-Top/Front
- 112881-04-705 Push Ring (Electrode Mtg)
- 126023-01-711 Electrode-Ignitor (Only)
- 126023-01-736 Flash Tube Extension (Rear)
- 126023-01-737 Flash Tube Extension (Front)
- 135065-01-702 Pipe/Manifold
- 135065-03-700 Fitting-Half Union
- 151277-01-701 Valve-Rear w/Set Screw
- 112881-03-701 Regulator Kit w/Fitting
- 128728-01-701 Knob-Burner, Rear
- 128728-01-702 Knob Burner, Front
- 102020-01-734 Bumper-Grate, Pkg. of 8
- 151277-03-704 Grommet/Bumper f/Sgl. Grate



**3-Burner Range  
ALZ8580ADQ**

**Pce. Parts**

- 21 3/8"W x 20"D x 4-1/2"H
- 135065-03-02A Range-3-Burner (Sealed) w/o Oven-New Style Knobs-Bisque-ALZ8580ADQ (Pce. Parts Only)
- 128728-01-708 Fitting w/Orifice/Tube-Rear
- 128728-01-710 Fitting w/Orifice/Tube-Front
- 128728-01-716 Burner-Ignitor
- 128728-01-717 Wires-Ignitor (1 Per. Pkg.)
- 135065-01-701 Ignitor/Porcelain-Top Burner
- 135065-01-702 Pipe/Manifold
- 135065-01-703 Valve/Burner-Rear
- 135065-03-700 Fitting-Half Union
- 135065-03-701 Screw-Valve
- 102020-01-724 Bumper-Main Top
- 128728-01-703 Pin/T-Nut f/Hinge
- 135065-03-703 Grate-Black (Sealed Burner)
- 135065-03-706 Guard-Fabric (Bisque)
- 135065-03-707 Knob-Burner (Bisque)
- 135065-03-708 Knob-Burner (Bisque)
- 135065-03-709 Panel-Manifold (Bisque)
- 135065-03-710 Top-Main (Bisque)
- 135065-03-711 Trim-Right (Bisque)
- 135065-03-712 Trim-Left (Bisque)
- 135065-03-713 Trim-Rear (Bisque)
- 135065-03-714 Knob-Ignitor (Bisque)
- 135065-01-705 Burner/Sealed Asm.
- 135065-03-716 Valve-Set Screw/Gasket
- 112881-03-701 Regulator Kit w/Fittings
- 102020-01-734 Bumper-Grate, Pkg. of 8
- 151277-03-704 Grommet/Bumper f/Sgl. Grate

**3-Burner Range**

- 135065-03-03A Range-3-Burner (Sealed) w/o Oven-New Style Knobs-SST-ALZ8580ADS
- 102020-01-734 Bumper-Grate, Pkg. of 8
- 135065-03-715 Top-Main, Stainless Steel
- 102020-01-724 Bumper-Main Top
- 114030-01-704 Trim-Right/Black Textured
- 114030-01-705 Trim-Left/Black Textured
- 114030-01-706 Trim-Rear/Black Textured
- 114030-02-700 Guard/Fabric-Towel Bar
- 128728-01-707 Knob-Ignitor
- 135065-03-703 Grate-Black (Sealed Burner)
- 135065-03-704 Panel-Manifold (Black)
- 128728-01-708 Fitting w/Orifice/Tube-Rear
- 128728-01-710 Fitting w/Orifice/Tube-Front
- 128728-01-716 Burner-Ignitor
- 128728-01-717 Wires-Ignitor (1 Per Pkg.)
- 135065-01-701 Ignitor/Porcelain-Top Burner
- 135065-01-702 Pipe/Manifold
- 135065-01-703 Valve/Burner-Rear
- 135065-03-700 Fitting-Half Union
- 135065-03-701 Screw-Valve
- 135065-03-716 Valve-Set Screw/Gasket
- 112881-03-701 Regulator Kit w/Fittings
- 135065-01-705 Burner/Sealed Asm.
- 151277-03-704 Grommet/Bumper f/Sgl. Grate



(Shown for example only)

**3-Burner Range w/Oven  
Amana ALY2280ADB**

**Pce. Parts**

- 21-3/8"W x 20"D x 22"H.
- 135066-03-01A Range-3 Burner (Sealed) w/Oven-New Style Knobs, Blk/Blk Glass (Pce. Parts Only)-ALY2280ADB
- 126023-01-712 Panel-Door, Black
- 128728-01-705 Top-Main, Black
- 102020-01-724 Bumper-Main Top
- 112881-04-703 Knob-Thermostat, Black
- 112881-04-704 Valve-Oven
- 112881-04-706 Pilot Oven
- 126023-01-717 Burner-Oven
- 126023-01-734 Thermostat/Oven-Ser.#10/11&14
- 126023-02-702 Pipe-Manifold
- 128728-01-701 Knob-Burner, Rear
- 128728-01-702 Knob-Burner, Front
- 128728-01-705 Top-Main, Black
- 128728-01-707 Knob-Ignitor
- 128728-01-708 Fitting w/Orifice/Tube-Rear
- 128728-01-710 Fitting w/Orifice/Tube-Front
- 128728-01-716 Ignitor f/Burners
- 128728-01-717 Wires-Ignitor (1 Per Pkg.)
- 135065-01-701 Ignitor/Porcelain-Top Burner

CONTINUED NEXT COLUMN

AMANA ALY2280ADB CONTINUED

- 135065-01-703 Valve/Burner-Rear
- 135065-03-700 Fitting-Half Union
- 135065-03-701 Screw-Valve
- 135065-03-703 Grate, Black (Sealed Burner)
- 135065-03-715 Top-Main, Stainless Steel
- 135656-01-701 Mixer/Air
- 112881-01-721 Deflector/Flue, Blk, Sealed Burner
- 112881-03-702 Clip-Main Top
- 126023-01-713 Trim-Side (Right)
- 126023-01-714 Trim-Side (Left)
- 126023-01-716 Rack-Oven
- 126023-01-718 Flue Box Assembly
- 126023-01-731 Bottom-Oven
- 128728-01-703 Pin/T-Nut f/Hinge
- 135066-03-701 Panel-Manifold, Black
- 135066-03-708 Spring-Oven Door
- 102020-01-701 Handle-Door
- 102020-01-725 Glass Outer
- 126023-01-732 Seal/Oven Door Top
- 135066-03-702 Panel-Door, Stainless Steel
- 135065-01-705 Burner/Sealed Asm.
- 135065-03-716 Valve, Set Screw/Gasket
- 151279-01-700 Burner-Pilot, RV
- 102020-01-734 Bumper-Grate, Pkg. of 8
- 112881-03-701 Regulator Kit w/Fittings
- 126023-02-700 Knob-Thermostat
- 151277-03-704 Grommet/Bumper f/Sgl. Grate



**3-Burner Range w/ Oven  
CLY1620BDB**

(Shown in white for example)

- 151277-01-01A Range-16", 3-Burner, Mercury Free, Black Door, Textured, CLY1620BDB
- 135065-01-705 Burner/Sealed Asm.
- 102020-01-724 Bumper-Main Top
- 112881-03-701 Regulator Kit w/Fittings
- 112881-04-700 Burner-Top/Left Rear
- 112881-04-701 Burner-Top/Front
- 112881-04-705 Push Ring (Electrode Mtg.)
- 112881-04-708 Clip-Flash Tube
- 112881-04-709 Shield-Spark
- 126023-01-711 Electrode-Ignitor (Only)
- 126023-01-735 Kit-Ignitor Top Burner & Knob
- 126023-01-736 Flash Tube Extension (Rear)
- 126023-01-737 Flash Tube Extension (Front)
- 128728-01-701 Knob-Burner-Rear
- 128728-01-702 Knob-Burner-Front
- 128728-01-707 Knob-Ignitor
- 135065-03-700 Fitting-Half Union
- 151277-01-700 Top-Main (Black)
- 151277-01-701 Valve/Rear w/Set Screw
- 151277-01-702 Valve/Front w/Set Screw
- 112881-04-706 Pilot-Oven
- 102020-01-734 Bumper-Grate, Pkg. of 8
- 151277-03-706 Grate/1Pce. Style w/New Top

CONTINUED NEXT PAGE



## APPLIANCES

### 3-BURNER W/ OVEN (CLY1620BDB) CONTINUED

151277-03-703 Top-Main Single Grate/Open, Blk.  
 151277-03-705 Top-Main Single Grate/Sealed, Blk.  
 151277-03-702 Top-Main Single Grate/Sealed, SST  
 151279-01-700 Burner-Pilot-RV  
 151279-02-700 Burner-Oven w/Shutter  
 151279-02-701 Knob-Thermostat, Black  
 151279-02-702 Pipe-Manifold  
 151279-02-703 Thermostat  
 151279-02-704 Elbow-Block Asm. (Valve-Oven)  
 112881-01-721 Deflector/Flue, Blk Sealed Burner  
 112881-03-702 Clip-Main Top  
 112881-04-707 Manifold, Black  
 126023-01-713 Trim-Side, Right, Black  
 126023-01-714 Trim-Side, Left, Black  
 126023-01-716 Rack-Oven  
 126023-01-718 Flue Box Assembly  
 126023-01-731 Bottom-Oven  
 128728-01-703 Pin/T-Nut f/Hinge  
 135066-03-700 Spring-Oven Door  
 126023-01-732 Seal/Oven Dr. Top  
 128727-01-701 Handle-Oven Door  
 135066-03-714 Seal-Oven Door Sides  
 144972-01-701 Panel (Door), Black  
 112881-01-713 Door/Oven-Text./Blk., No Window  
 102022-01-704 Glass Panel Oven F/Oven Door  
 151277-03-704 Grommet/Bumper f/Sgl. Grate



### 3-Burner Range w/ Oven CLY1628BDB

(Shown in white for example)

151277-02-01A Range-16", 3-Burner, Mercury Free,  
 Black Door/Textured, CSA CLY1628BDB  
 112881-01-713 Door/Oven Text/Black-No Window  
 112881-01-719 Trim-Flat, LH, Black, Textured  
 112881-01-720 Trim-Flat, RH, Black, Textured  
 112881-01-723 Deflector/Flue, Blk., Non-Seal  
 112881-02-702 Spring-Oven Door f/1631  
 112881-03-702 Clip-Main Top  
 112881-04-707 Manifold-Black  
 126023-01-716 Rack-Oven  
 126023-01-718 Flue Box Assembly  
 126023-01-731 Bottom-Oven  
 128728-01-703 Pin/T-Nut f/Hinge  
 112881-02-705 Door/Oven-Text/Blk., f/Window  
 126023-01-732 Seal/Oven Door Top  
 128727-01-701 Handle-Oven Door  
 102020-01-724 Bumper-Main Top  
 112881-03-701 Regulator Kit w/Fittings  
 112881-04-700 Burner-Top/Left Rear  
 112881-04-701 Burner-Top/Front  
 112881-04-705 Push Ring (Electrode Mtg.)  
 112881-04-708 Clip-Flash Tube  
 112881-04-709 Shield-Spark  
 126023-01-700 Burner-Top (RT-Rear), 5100 BTU  
 126023-01-711 Electrode-Ignitor (Only)  
 126023-01-735 Kit-Ignitor, Top Burner & Knob  
 126023-01-736 Flash Tube Extension (Rear)

CONTINUED NEXT COLUMN

### 3-BURNER W/ OVEN (CLY1628BDB) CONTINUED

112881-04-706 Pilot-Oven  
 126023-01-737 Flash Tube Extension (Front)  
 128728-01-701 Knob-Burner, Rear  
 128728-01-702 Knob-Burner, Front  
 128728-01-707 Knob-Ignitor  
 135065-03-700 Fitting-Half Union  
 151277-01-700 Top-Main, Black  
 151277-01-701 Valve/Rear w/Set Screw  
 151277-01-702 Valve/Front w/Set Screw  
 151279-01-700 Burner-Pilot-RV  
 151279-02-700 Burner-Oven w/Shutter  
 151279-02-701 Knob-Thermostat, Black  
 151279-02-702 Pipe-Manifold  
 151279-02-703 Thermostat  
 151279-02-704 Elbow Block Asm. (Valve-Oven)  
 102020-01-734 Bumper-Grate, Pkg. of 8  
 151277-03-706 Grate/1Pce. Style w/New Top  
 151277-03-703 Top-Main Single Grate/Open, Blk.  
 151277-03-705 Top-Main Single Grate/Sealed, Blk.  
 151277-03-702 Top-Main Single Grate/Sealed, SST  
 151277-03-704 Grommet/Bumper f/Sgl. Grate



### 3-Burner Range w/ Oven CLY2220BDB

(Shown in black for example)

151277-03-01A Range-22", 3-Burner, Mercury Free,  
 Black Door, Textured, CLY2220BDB  
 102020-01-724 Bumper-Main Top  
 112881-03-701 Regulator Kit w/Fittings  
 112881-04-706 Pilot-Oven  
 128728-01-701 Knob-Burner, Rear  
 128728-01-702 Knob-Burner, Front  
 128728-01-705 Top-Main, Black  
 128728-01-707 Knob, Ignitor  
 128728-01-708 Fitting w/Orifice/Tube, Rear  
 128728-01-710 Fitting w/Orifice/Tube, Frt.  
 128728-01-716 Ignitor f/Burners  
 128728-01-717 Wires-Ignitor (1 Per Pkg.)  
 135065-01-701 Ignitor/Porcelain-Top Burner  
 135065-01-703 Valve/Burner-Rear  
 135065-03-700 Fitting-Half Union  
 135065-03-703 Grate-Black (Sealed Burner)  
 135065-03-715 Top-Main, Stainless Steel  
 135656-01-701 Mixer/Air  
 151279-01-700 Burner-Pilot, RV  
 151279-02-700 Burner-Oven w/Shutter  
 151279-02-701 Knob-Thermostat, Black  
 151279-02-702 Pipe-Manifold  
 151279-02-703 Thermostat  
 151279-02-704 Elbow Block Asm. (Valve-Oven)  
 112881-01-721 Deflector/Flue, Blk. Sealed Burner  
 112881-03-702 Clip-Main Top  
 126023-01-713 Trim-Side (Right) Black  
 126023-01-714 Trim-Side (Left) Black  
 126023-01-716 Rack-Oven

CONTINUED NEXT COLUMN

### 3-BURNER W/OVEN (CLY2220BDB) CONTINUED

126023-01-718 Flue Box Assembly  
 126023-01-731 Bottom-Oven  
 128728-01-703 Pin/T-Nut f/Hinge  
 102020-01-734 Bumper-Grate Pkg. of 8  
 112881-03-701 Regulator Kit w/Fittings  
 135066-03-701 Panel-Manifold, Black  
 135066-03-708 Spring-Oven Door  
 135065-03-716 Valve-Set Screw/Gasket  
 102020-01-725 Glass Outer  
 126023-01-712 Panel-Door, Black  
 126023-01-732 Seal/Oven Door Top  
 126023-01-738 Clip-Glass Oven Rack  
 128727-01-701 Handle-Oven Door  
 135066-03-714 Seal-Oven Door Sides  
 126023-01-735 Kit-Ignitor, Top Burner & Knob  
 151277-03-702 Top-Main, Single Grate/Sealed, SST  
 151277-03-703 Top-Main, Single Grate/Open,  
 Black  
 151277-03-704 Grommet/Bumper f/Sgl. Grate  
 151277-03-705 Top-Main, Sgl. Grate, Sealed, Black  
 151277-03-700 Grate/Single Style w/open Air  
 Burner  
 151277-03-701 Grate/Single Style w/Sealed Burner  
 135065-01-705 Burner/Sealed Assembly  
 151277-03-704 Grommet/Bumper f/Sgl. Grate



### Atwood R-2137BGP 21" Range w/Oven, 3 Burner Black Replacement Parts

121758-01-01A Range w/Oven 21" 3 Burner Black  
 (Pc. Parts Only)  
 106689-01-704 Regulator-Extreme Pressure  
 121758-01-701 Ignitor Piezo (Rotary)  
 121758-01-708 Burner Center (High Output)  
 107323-01-711 Cushion-Grate, Rubber  
 121758-02-707 Knob Kit-Model R2138  
 121758-02-701 Clip-Grate, Black  
 106693-01-702 Bumper-Rubber 1/2"

### Atwood R-2138BGP Replacement Parts

(Not Shown)

19"D x 20-1/4"W x 21"H  
 121758-02-01A Range, 21" 3 Burner Black,  
 R-2138BGP (Pce. Parts Only)  
 106689-01-704 Regulator-Extreme Pressure  
 121758-01-701 Ignitor Piezo (Rotary)  
 121758-01-705 Valve High Output  
 121758-01-708 Burner Center (High Output)  
 107323-01-711 Cushion, Grate-Rubber  
 121758-02-701 Clip-Grate  
 121758-02-704 Valve-Safety  
 121758-02-707 Knob Kit-Model R38  
 106693-01-702 Bumper-Rubber 1/2"





**Atwood D26-ST  
Replacement Parts**

14-1/8"W x 4-1/2"H x 19"D.

- 113947-02-01A Range-2 Burner w/Cover Valve D26-ST (Pce. Parts Only)
- 101593-01-700 Grate-Designer Style
- 101593-01-701 Screw-Thumb
- 106689-01-704 Regulator-Extreme Pressure
- 107323-01-711 Cushion-Grate, Rubber
- 113947-01-704 Top-Stove, 2 Burner, Stainless Steel
- 113947-02-700 Valve-Burner
- 113947-02-703 Burner-Left


**Atwood D26-SG  
Replacement Parts**

- 113947-02-02A Range-2 Burner w/Cover Valve D26-SG (Piece Parts Only)
- 101593-01-700 Grate-Designer Style
- 101593-01-701 Screw-Thumb
- 106689-01-704 Regulator-Extreme Pressure
- 107323-01-711 Cushion-Grate, Rubber
- 113947-02-700 Valve-Burner
- 113947-02-702 Burner-Right
- 113947-02-703 Burner-Left



**Maytag MLZ8505ADB  
Replacement Parts**


- 128728-01-01A Range, 3-Burner w/o Oven, Blk. Piezo (Piece Parts Only)
- 128728-01-703 T-Nut, F/Hinge
- 128728-01-704 Panel, Manifold
- 128728-01-705 Top, Main-Black
- 128728-01-707 Knob-Ignitor
- 128728-01-708 Fitting-Orifice Tube, Rear
- 128728-01-710 Fitting-Orifice Tube, Front
- 128728-01-716 Burner-Ignitor
- 135065-01-705 Burner/Sealed Asm.



**Magic Chef  
3-Burner Range w/Oven**

**Pce. Parts**

- 21-3/8"W x 20"D x 16-11/16 H
- 135656-01-01A Range-3 Burner w/Oven 16" Black., CLY1645BDB (Pce. Parts Only)
- 102020-01-734 Bumper-Grate, Pkg. of 8
- 112881-01-719 Trim-Flat LH, Black Textured
- 112881-01-720 Trim-Flat RH, Black Textured
- 112881-01-721 Deflector Flue, Black Textured
- 112881-03-702 Clip-Main Top
- 126023-01-716 Rack-Oven
- 126023-01-729 Panel-Manifold
- 126023-01-731 Bottom-Oven
- 128728-01-703 Pin/T-Nut f/Hinge
- 102020-01-724 Bumper-Main Top
- 112881-01-705 Knob-Top Burner
- 112881-01-718 Knob-Top Burner, Hi-Output
- 126023-01-717 Burner-Oven
- 126023-01-734 Thermostat Oven
- 128728-01-705 Top-Main, Black
- 128728-01-708 Fitting-Orifice Tube, Rear
- 128728-01-710 Fitting-Orifice Tube, Front
- 135065-01-705 Burner-Sealed Assembly
- 135656-01-700 Knob-Thermostat
- 102020-01-701 Handle, Door
- 102022-01-704 Glass-Outer
- 112881-02-705 Door/Oven-Text/Blk. f/Window
- 126023-01-732 Seal-Oven Door, Top
- 128728-01-703 Pin-T-Nut f/Hinge
- 128728-01-716 Burner-Ignitor
- 128728-01-717 Wires-Ignitor
- 135065-01-701 Ignitor/Top Burner
- 135065-03-716 Valve-Set Screw/Gasket
- 135065-01-703 Valve/Burner/Rear
- 126023-01-735 Kit-Ignitor Top Burner & Knob
- 128727-01-701 Handle-Oven Door
- 102020-01-709 Bumper Grate
- 112881-03-701 Regulator Kit w/Fittings
- 102020-01-734 Bumper-Grate, Pkg. of 8
- 151277-03-704 Grommet/Bumper f/Sgl. Grate



**3-Burner Range w/Oven**

**Pce. Parts**

- 21-3/8"W x 20"D x 16-11/16"H
- 135656-03-01A Range-16"/3-Burner w/Oven/New Style Knobs/Grates, Amana ALY1680ADB (Pce. Parts Only)
- 102020-01-724 Bumper-Main Top
- 112881-04-704 Valve-Oven
- 112881-04-706 Pilot-Oven
- 126023-01-717 Burner-Oven
- 126023-01-734 Thermostat Oven 11/CLY Model
- 128728-01-705 Top-Main-Black
- 128728-01-707 Knob-Ignitor
- 128728-01-708 Fitting w/Orifice/Tube-Rear
- 128728-01-710 Fitting w/Orifice/Tube-Front
- 128728-01-716 Burner-Ignitor
- 128728-01-717 Wires-Ignitor (1 Per Pkg.)
- 135065-01-701 Ignitor/Top Burner
- 135065-01-703 Valve/Burner-Rear
- 135065-03-700 Fitting-Half Union
- 135065-03-703 Grate-Black (Sealed Burner)
- 135656-01-701 Mixer/Air
- 112881-01-719 Trim-Flat-LH-Black Textured
- 112881-01-720 Trim-Flat-RH-Black Textured
- 112881-01-723 Deflector/Flue-Blk-Non Seal
- 112881-03-702 Clip-Main Top
- 126023-01-716 Rack-Oven
- 126023-01-731 Bottom-Oven
- 128728-01-703 Pin/T-Nut f/Hinge
- 135066-03-700 Spring-Oven Door
- 135066-03-701 Panel-Manifold-Black
- 102020-01-725 Glass-Outer
- 112881-02-705 Door/Oven-Text/Blk-f/Window
- 126023-01-732 Seal/Oven Dr-Top
- 135065-01-705 Burner/Sealed Asm.
- 135065-03-716 Valve-Set Screw/Gasket
- 112881-01-721 Deflector/Flue-Black, Sealed Burner
- 128727-01-701 Handle-Oven Door
- 128728-01-701 Knob-Burner, Rear
- 128728-01-702 Knob-Burner, Front
- 135065-01-705 Burner/Sealed Asm.
- 126023-02-702 Pipe, Manifold
- 102020-01-734 Bumper-Grate, Pkg. of 8
- 112881-03-701 Regulator Kit, w/Fittings
- 126023-02-700 Knob-Thermostat
- 151277-03-704 Grommet/Bumper f/Sgl. Grate

## APPLIANCES



21-3/8"W x 20"D x 22"H

### 22" 3-Burner Range

#### Pce. Parts

144972-01-01A Range-22", 3-Burner/Lg. Knob/Grates, Blk., CLY2220ADB (Pce. Parts Only)  
 102020-01-724 Bumper-Main Top  
 112881-04-700 Burner-Top/Left Rear  
 112881-04-701 Burner-Top/Front  
 112881-04-704 Valve-Oven  
 112881-04-705 Push Ring (Electrode Mtg.)  
 112881-04-706 Pilot-Oven  
 126023-01-711 Electrode-Ignitor (Only)  
 126023-01-717 Burner-Oven  
 126023-01-734 Thermostat/Oven Series #11  
 126023-01-737 Flash Tube Extension (Front)  
 126023-02-702 Pipe-Manifold  
 128728-01-707 Knob-Ignitor  
 135065-03-700 Fitting-Half Union  
 135065-03-701 Screw-Valve  
 135656-01-701 Mixer/Air  
 112881-01-721 Deflector/Flue-Blk.-Sealed  
 112881-03-702 Clip-Main Top  
 126023-01-713 Trim-Side (Right)  
 126023-01-714 Trim-Side (Left)  
 126023-01-716 Rack-Oven  
 126023-01-718 Flue Box Asm.  
 126023-01-731 Bottom-Oven  
 128728-01-703 Pin/T-Nut f/Hinge  
 135066-03-700 Spring-Oven Door  
 144972-01-700 Panel-(Manifold) Black  
 126023-01-732 Seal/Oven Dr. Top  
 151277-01-701 Valve/Rear w/Set Screw  
 151277-01-703 Valve/Front w/Set Screw  
 126023-01-735 Kit-Ignitor Top Burner & Knob  
 102020-01-734 Bumper-Grate, Pkg. of 8  
 112881-03-701 Regulator Kit w/Fittings  
 135065-01-705 Burner/Sealed Asm.  
 128728-01-705 Top-Main, Black  
 126023-02-700 Knob-Thermostat  
 151277-03-704 Grommet/Bumper f/Sgl. Grate



CLY1641BDB



CLY1631BDL



CLY1631BDB

### Magic Chef 3-Burner Ranges Replacement Parts

21-3/8" W x 20" D x 16-11/16" H.

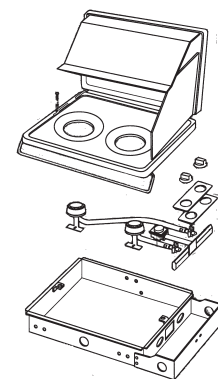
112881-02-02A Range, 16" 3-Burner Almond  
 CLY1631BDL (Piece Parts Only)  
 112881-02-03A Range, 16" 3-Burner Black  
 CLY1631BDB (Piece Parts Only)  
 112881-02-04A Range-16" 3 Burner-Bisque,  
 CLY1631BDQ (Piece Parts Only)  
 126023-01-717 Burner-Oven  
 112881-01-717 Burner, Top Rear  
 112881-02-703 Burner, Top (Frt.) High Output  
 112881-01-718 Knob-Top Burner Hi-Output  
 112881-01-705 Knob-Top Burner  
 126023-01-704 Knob-Thermostat  
 126023-01-705 Pipe-Manifold  
 102022-01-708 Regulator, 1/4 & 1/2 Out  
 102020-01-724 Bumper, Main Top  
 112881-01-722 Thermostat  
 126023-01-710 Valve-Burner (Front)  
 112881-02-701 Clip-Main Top (Rear)  
 112881-01-720 Trim-Flat RH, Black Textured  
 112881-01-719 Trim-Flat LH, Black Textured  
 112881-02-702 Spring-Oven Door  
 126023-01-716 Rack-Oven  
 112881-01-713 Door-Oven Textured, Black  
 102020-01-701 Handle-Door  
 126023-01-728 Top Main, Black w/Brace  
 126023-01-727 Top Main, Almond  
 112881-02-705 Panel-Door, Black  
 112881-02-704 Spring-Oven Door  
 126023-01-730 Grate-Top  
 135656-01-701 Mixer/Air  
 128728-01-703 Pin-T-Nut f/Hinge  
 126023-01-734 Thermostat/Oven Series, #11



### Maytag MLY2245ADB Replacement Parts

21-3/8"W x 20"D x 22"H

128727-01-01A Range, 3-Burner w/Oven 22" Black (Pce. Parts Only)  
 102020-01-734 Bumper-Grate, Pkg. of 8  
 102020-01-724 Bumper-Main  
 102020-01-725 Glass Outer  
 102020-01-729 Regulator-Press  
 112881-01-722 Thermostat  
 112881-02-701 Clip-Main Top (Rear)  
 126023-01-705 Pipe-Manifold  
 126023-01-711 Electrode-Ignitor  
 126023-01-712 Panel-Door (Black)  
 126023-01-713 Trim-Side (Right)  
 126023-01-714 Trim-Side (Left)  
 126023-01-716 Rack-Oven  
 128728-01-705 Top-Main, Black  
 128728-01-707 Knob-Ignitor  
 128728-01-710 Fitting-Orifice Tube  
 128728-01-716 Burner-Ignitor  
 128728-01-717 Wires-Ignitor  
 102020-01-720 Valve-Mercury Control  
 135065-01-705 Burner/Sealed Asm.  
 151277-03-704 Grommet/Bumper f/Sgl. Grate



### Wedgewood D26-SV Replacement Parts

113948-03-01A Range-2-Burner w/o Cover (Pce. Parts Only)  
 101593-01-700 Grate-Designer Style  
 106689-01-704 Regulator-Extreme Pressure  
 107323-01-710 Clip-Grate  
 107323-01-711 Cushion-Grate Boots-Rubber  
 113947-02-702 Burner-Right  
 113947-02-703 Burner-Left




**16" 3-Burner Range  
ALY1680BDB  
Replacement Parts**

- 151279-01-01A Range-16", 3-Burner/Sealed-Mercury Free, Blk Door/Glass, ALY1680BDB (Pce. Parts Only)
- 112881-01-719 Trim-Flat LH, Black Textured
- 112881-01-720 Trim-Flat RH, Black Textured
- 112881-01-723 Deflector/Flue, Blk.-Non Seal
- 112881-03-702 Clip-Main Top
- 126023-01-716 Rack-Oven
- 126023-01-718 Flue Box Assembly
- 126023-01-731 Bottom-Oven
- 128728-01-703 Pin/T-Nut f/Hinge
- 135066-03-700 Spring-Oven Door
- 135066-03-701 Panel-Manifold, Black
- 102022-01-704 Glass Outer
- 112881-02-705 Door/Oven, Text. Blk. f/Window
- 126023-01-732 Seal/Oven Dr. Top
- 126023-01-738 Clip-Glass Oven, Black
- 128727-01-701 Handle-Oven Door
- 102020-01-734 Bumper-Grate, Pkg. of 8
- 102020-01-724 Bumper-Main Top
- 112881-03-701 Regulator Kit w/Fittings
- 112881-04-706 Pilot-Oven
- 128728-01-701 Knob-Burner, Rear
- 128728-01-702 Knob-Burner, Front
- 128728-01-705 Top-Main, Black
- 128728-01-707 Knob, Ignitor
- 128728-01-708 Fitting w/Orifice/Tube-Rear
- 128728-01-710 Fitting w/Orifice/Tube-Frt.
- 128728-01-716 Ignitor f/Burners
- 128728-01-717 Wires-Ignitor
- 135065-01-701 Ignitor/Porcelain-Top Burner
- 135065-01-703 Valve/Burner-Rear
- 135065-03-700 Fitting-Half Union
- 135065-03-715 Top-Main, Stainless Steel
- 135656-01-701 Mixer/Air
- 151279-01-700 Burner-Pilot-RV
- 151279-02-700 Burner-Oven w/Shutter
- 151279-02-701 Knob-Thermostat, Black
- 151279-02-702 Pipe-Manifold
- 151279-02-703 Thermostat
- 151279-02-704 Elbow Block Asm. (Valve-Oven)
- 135065-01-705 Burner/Sealed Asm.
- 135065-03-716 Valve-Set Screw/Gasket
- 135065-01-705 Burner/Sealed Asm.
- 112881-04-706 Pilot-Oven
- 112881-03-701 Regulator Kit w/Fittings
- 151277-03-704 Grommet/Bumper f/Sgl. Grate



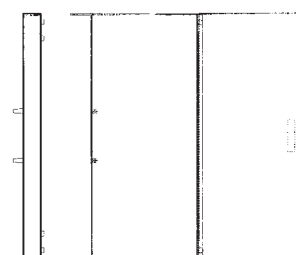
**22" 3-Burner Range  
ALY2280BDB**

- 151279-02-01A Range-22", 3-Burner/Sealed-Mercury Free, Blk Door/Glass, ALY2280BDB
- 112881-01-721 Deflector/Flue, Blk. Sealed Burner
- 151279-02-02A Range-22" 3-Burner/Sealed, Mercury Free SST Door/Glass-ALY2280BDS
- 112881-03-702 Clip-Main Top
- 126023-01-713 Trim-Side (Right), Black
- 126023-01-714 Trim-Side (Left), Black
- 126023-01-716 Rack-Oven
- 126023-01-718 Flue Box Assembly
- 126023-01-731 Bottom-Oven
- 128728-01-703 Pin/T-Nut f/Hinge
- 135066-03-701 Panel-Manifold, Black
- 135066-03-708 Spring-Oven Door
- 102020-01-725 Glass Outer
- 126023-01-712 Panel-Door, Black
- 126023-01-732 Seal/Oven Dr. Top
- 126023-01-738 Clip-Glass Oven, Black
- 128727-01-701 Handle-Oven Door
- 135066-03-714 Seal-Oven Door Sides
- 102020-01-734 Bumper-Grate, Pkg. of 8
- 102020-01-724 Bumper-Main Top
- 112881-03-701 Regulator Kit w/Fittings
- 112881-04-706 Pilot-Oven
- 128728-01-701 Knob-Burner, Rear
- 128728-01-702 Knob-Burner, Front
- 128728-01-705 Top-Main, Black
- 128728-01-707 Knob, Ignitor
- 128728-01-708 Fitting w/Orifice/Tube-Rear
- 128728-01-710 Fitting w/Orifice/Tube-Front
- 128728-01-716 Ignitor-f/Burners
- 128728-01-717 Wires-Ignitor
- 135065-01-701 Ignitor/Porcelain-Top Burner
- 135065-01-703 Valve/Burner-Rear
- 135065-03-700 Fitting-Half Union
- 135065-03-703 Grate, Black (Sealed Burner)
- 135065-03-715 Top-Main, Stainless Steel
- 135656-01-701 Mixer/Air
- 151279-01-700 Burner-Pilot-RV
- 151279-02-700 Burner-Oven w/Shutter
- 151279-02-701 Knob-Thermostat, Black
- 151279-02-702 Pipe-Manifold
- 151279-02-703 Thermostat
- 151279-02-704 Elbow Block Asm. (Valve-Oven)
- 151279-02-705 Pilot-Oven
- 135066-03-702 Panel-Door, SST
- 135065-03-716 Valve-Set Screw/Gasket
- 151277-01-704 Hinge Kit-Oven Door/Lt.
- 151277-01-705 Hinge Kit-Oven Door/Rt.
- 135065-01-705 Burner/Sealed Assembly
- 112881-03-701 Regulator Kit w/Fittings
- 151277-03-704 Grommet/Bumper f/Sgl. Grate




(White for example only)  
**Bi-Fold Cooktop Cover**

- 126022-04-01A Cover-Range, Bi-Fold 16". Black
- 126022-05-01A Cover-Range, Bi-Fold 22". Black



**Bifold Range Cover**

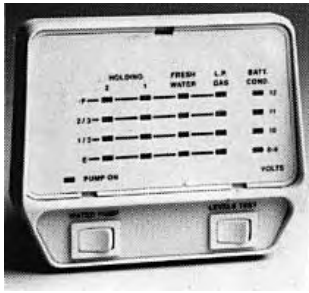
- 151424-01-01A Cover-Range-Bifold, Black



**Monitor Panel  
2 Tank-3 Switch**

- 9016
- 102765-04-01A Panel/Monitor-2 Tank/Water Heater/Adjustable Board, Almond
- 102765-04-700 Circuit Board
- 102765-01-700 Switch (On-On) Almond
- 097617-01-701 Switch (On-Off) Almond
- 097617-01-702 Switch (Mom) Almond






**Monitor Panel  
2 Tank-2 Switch  
Replacement Parts Only**

Philips 1756.

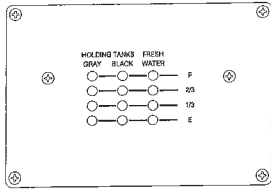
- 097617-01-01A Almond Panel (Piece Parts Only)
- 097617-01-703 Circuit Board
- 097617-01-701 Switch (SPST) Almond
- 097617-01-702 Switch (Mom) Almond



**Monitor Panel**

LA1032-00

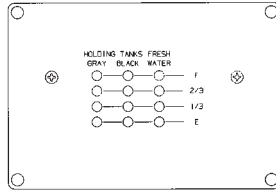
- 113566-03-01A Panel-Monitor, 1 Tank
- 113566-03-701 PC Board
- 096983-01-701 Switch-SPST MOM 2 Term.
- 111414-01-000 Receptacle-12V w/o Bimetal
- 113566-03-704 Cap-Rubber w/12 Volt Receptacle



**Monitor Panel**

LA1029-00

- 129561-01-01A Panel-Monitor 2 Tank
- 129561-01-700 PC Board
- 129561-01-701 Chassis Screened
- 129561-01-703 Harness



**Monitor Panel**

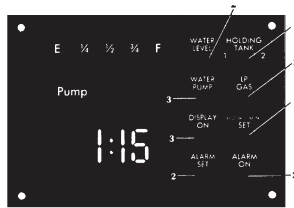
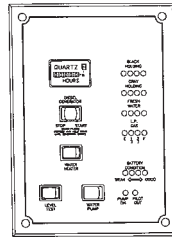
LA1077-00

- 129561-02-01A Panel-Monitor-Read Out Only-Holding/Water Tank
- 129561-01-701 Chassis Screened
- 129561-01-703 Harness
- 129561-02-700 PC Board

**Monitor Panel  
Pce. Parts**

LA1026-00.

- 121148-04-01A Panel-Monitor, 2 Tank (Pce. Parts Only)
- 096983-01-700 Switch-On/Off
- 096983-01-701 Switch, SPST/MOM 2 Terminal
- 096983-01-702 Switch, Mom/Off/Mom 3 Term.
- 096983-01-703 Switch, On/On
- 100258-10-701 Gauge-Hour Meter, LCD
- 121148-02-700 Board-Circuit



**Monitor Panel Switches**

- (1) 096983-01-702 Switch
- (2) 096983-01-701 Switch, Mom
- (3) 096983-01-700 Switch-On/Off

**Monitor Panel Wire Asm.**

Three probe sending unit with resistor. (3 wires with orange cap). (Yellow, Green, Blue)

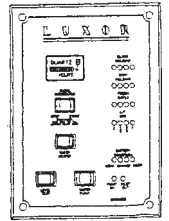
- 097618-01-000 Monitor Panel Wire Asm. (shown), 15.7"
- 097618-02-000 Wire Asm.-Monitor Panel, 102.4"



**Monitor Panel Wire Asm.**

- 129560-01-000 Wire Asm./Monitor Panel-3 Wires (2 Wht./Brown & Solid Brown)

**Luxor Monitor  
Panel  
Pce. Parts**

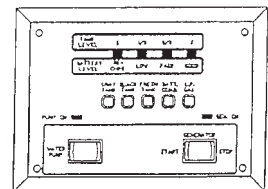
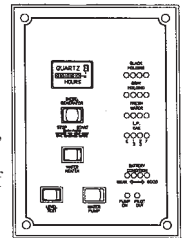


- 121148-02-01A Panel-Monitor, 2 Tank QD '96 L5099-20 (Pce. Parts Only)
- 121148-03-01A Panel-Monitor, 2 Tank Pump '97 LA1018-00 (Pce. Parts Only)
- 096983-01-700 Switch-On/Off
- 096983-01-701 Switch-SPST Mom. 2 Term.
- 096983-01-702 Switch-Mom/Off/Mom 3 Term.
- 096983-01-703 Switch-On/On
- 100258-10-701 Gauge-Hour Meter, Clip On, LCD
- 121148-02-700 Board-Circuit
- 100258-10-01A Gauge-Hour Meter w/Switch-LCD, Screw On

**Monitor Panel  
Pce. Parts**

LA1028-00

- 121148-05-01A Panel-Monitor, 2 Tank Low (Pce. Parts Only)
- 096983-01-700 Switch On/Off
- 096983-01-701 Switch-SPST/Mom 2 Terminal
- 096983-01-702 Switch-Mom/Off/Mom 3 Terminal
- 096983-01-703 Switch-On/On
- 100258-10-701 Gauge-Hour Meter, Clip On
- 121148-02-700 Board-Circuit
- 100258-10-01A Gauge-Hour Meter w/Switch LCD, Screw-On



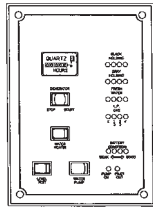
**Monitor Panel  
Parts**

- LA1023-00
- 114014-02-02A Monitor-Panel w/Remote (Black w/White Letters)
- 096983-01-700 Switch, On/Off (Black)
- 096983-01-702 Switch, Mom/Off/Mom 3 Term.
- 114014-01-701 Circuit Board
- 096983-01-703 Switch-On-On
- 114014-01-700 Overlay-Silkscreen
- 097618-01-000 Wire Asm.-Monitor Panel (3 Wire-Yellow, Green, Blue)
- 100258-10-01A Gauge-Hour Meter w/Switch-LCD, Screw On
- 100258-10-701 Gauge, Hour Meter, LCD Readout Clip-On
- 114014-02-701 Overlay Silkscreen
- 114014-02-702 Board-Circuit

**Monitor Panel**

LA1027-00

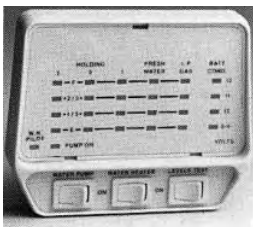
- 121148-06-01A Panel-Monitor, 2 Tank
- 096983-01-700 Switch-On/Off
- 096983-01-701 Switch, SPST/MOM 2 Terminal
- 096983-01-702 Switch, Mom/Off/Mom 3 Term.
- 096983-01-703 Switch, On/On
- 100258-10-701 Gauge-Hour Meter, Clip-On, LCD
- 121148-02-700 Board-Circuit
- 100258-10-01A Gauge-Hour Meter w/Switch, LCD, Screw On
- 100258-10-702 Hour Meter, Clip-On w/Gen. Switch



**Monitor Panel Pce. Parts**

Philips CP-9018

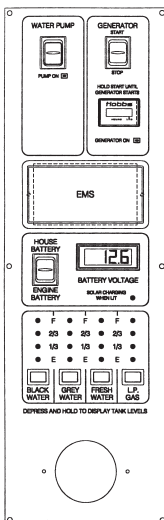
- 102765-03-01A Almond Panel (Pce. Parts Only)
- 102765-03-700 Circuit Board
- 102765-01-700 Switch (On-On) Almond
- 097617-01-701 Switch (On-Off) Almond
- 097617-01-702 Switch (Mom) Almond



**Monitor Panel**

LA1062

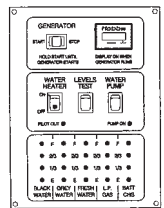
- 133004-04-01A Panel-Monitor, 2 Tank Digital Volt, Solar Model #LA1062
- 100258-10-701 Gauge-Hour Meter - Clip-On (LCD)
- 133004-01-701 Switch/DPDT On-On/Maintained
- 133004-01-702 Switch/DPDT Mom-On-Off-On
- 133004-01-704 Meter/Volt-Digital-LCD
- 133004-01-705 Switch/Mom-On-Push Button
- 133004-01-706 LED-Green-Panel Mount
- 133004-02-700 Board-PC
- 133004-04-700 Screened Chassis/Sub Assy.



**Monitor Panel**

LA 1045-00


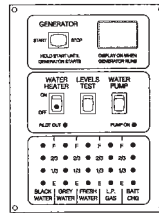
- 134940-01-01A Panel-Monitor, 2 Tank w/Generator
- 096983-01-701 Switch-SPST/Mom, 2 Terminal
- 096983-01-702 Switch-Mom/Off/Mom, 3 Terminal
- 096983-01-703 Switch-On/On
- 100258-10-701 Gauge-Hour Meter, Clip on LCD
- 134940-01-700 Board-PC
- 134940-01-701 Switch-SPST/On-Off, Black w/Light
- 134940-01-702 Chassis-Silkscreened
- 100258-10-702 Hour Meter (Snap-In) Switch & Wire



**Monitor Panel**

LA 1046-00

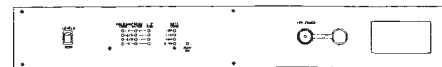
- 134940-02-01A Panel-Monitor, 2 Tank w/o Generator
- 096983-01-701 Switch-SPST/Mom, 2 Terminal
- 096983-01-703 Switch-On/On
- 134940-01-700 Board-PC
- 134940-01-701 Switch-SPST/On-Off, Black w/Light
- 134940-01-702 Chassis-Silkscreened
- 134940-02-700 Switch-Dummy



**Monitor Panel Replacement Parts**

L6009

- 113566-01-01A Switch On-Momentary (Piece Parts Only)
- 096983-01-703 Switch-On/On
- 113566-01-705 Board-Circuit
- 096983-01-701 Switch-SPST/Mom, 2 Term.
- 097618-01-000 Wire Asm.-Monitor Panel (Yellow, Green, Blue-3 Wire)
- 111414-01-000 Receptacle-12V w/o Bimetal
- 113566-03-704 Cap-Rubber, w/12V Recp.



**Monitor Panel Replacement Parts**

LA1001-00

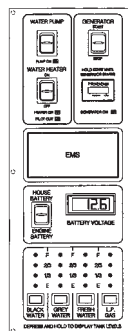
- 113566-02-01A Monitor-Panel (Pce. Parts Only)
- 096983-01-701 Switch, SPST-MOM-2 Term.
- 129560-01-000 Wire Asm. 2 Monitor Panel
- 111414-01-000 Receptacle-12V w/o Bimetal
- 113566-03-704 Cap-Rubber, w/12V Recp.
- 113566-03-701 PC Board



**Monitor Panel**

LA1047

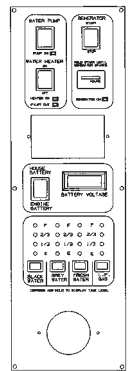
- 133004-02-01A Monitor-Panel 2 Tank Digital w/Solar Panel
- 100258-10-701 Gauge Hour Meter, Clip On, LCD, Clip On
- 133004-01-701 Switch/DPDT On-On/Maintained
- 133004-01-702 Switch/DPDT Mom/On/Off/On
- 133004-01-703 LED, Red-Panel Mount
- 133004-01-704 Meter Digital Panel
- 133004-01-705 Switch, SPNO Mom On/Off Push
- 133004-01-706 LED, Green-Panel Mount
- 133004-02-700 Board-PC
- 133004-02-701 Screened-Chassis
- 100258-10-01A Gauge-Hour Meter w/Switch-LCD, Screw On



**Monitor Panel Replacement Parts**

LA1040

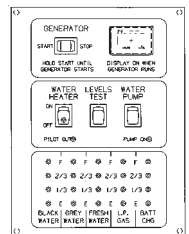
- 133004-01-01A Monitor-Panel 2 Tank Digital (Pce. Parts Only)
- 100258-10-701 Gauge Hour Meter, Clip On LCD
- 133004-01-700 PC Board
- 133004-01-701 Switch/DPDT On-On/Maintained
- 133004-01-702 Switch/DPDT Mom/On/Off/On
- 133004-01-703 LED, Red-Panel Mount
- 133004-01-704 Meter Digital Panel
- 133004-01-705 Switch, SPNO Mom On/Off Push
- 133004-01-706 LED, Green-Panel Mount
- 133004-01-707 Screened Chassis



**Monitor Panel**

LA 1071-00

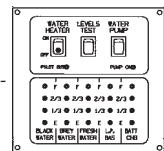
- 134940-06-01A Monitor Panel-2 Tank w/Generator Switch, LA1071-00
- 096983-01-701 Switch-SPST/Mom 2 Terminal
- 096983-01-702 Switch-Mom/Off/Mom/3 Terminal
- 096983-01-703 Switch-On/On
- 100258-10-701 Gauge-Hour Meter Only (LCD)
- 134940-01-701 Switch-SPST/On-Off, Blk.w/Light
- 134940-01-702 Chassis-Silkscreened
- 134940-06-700 Board-PC



**Monitor Panel**

LA 1086-00

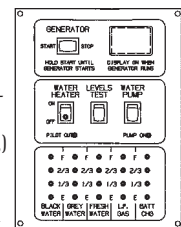
- 134940-10-01A Panel-Monitor-2-Tank w/o Generator Switch
- 096983-01-701 Switch-SPST/Mom 2 Terminal
- 096983-01-703 Switch-On/On
- 134940-01-701 Switch-SPST/On-Off/Blk. w/Light
- 134940-06-700 PC Board-Sensor System/Red
- 134940-10-700 Silkscreened Chassis



**Monitor Panel**

LA 1073-00

- 134940-07-01A Panel-Monitor-2 Tank w/o Generator (for use with non-contact tank sensors.)
- 096983-01-701 Switch-SPST/Mom 2 Terminal
- 096983-01-703 Switch-On/On
- 134940-01-701 Switch-SPST/On-Off, Blk w/Light
- 134940-01-702 Chassis-Silkscreened
- 134940-02-700 Switch-Dummy
- 134940-06-700 Board-PC



# APPLIANCES

## Monitor Panel

LA 1074-00

134940-08-01A Panel-Monitor-2 Tank w/Generator Switch Solar Charger, (for use w/non-contact tank sensors.)

096983-01-701 Switch-SPST/Mom 2 Terminal

096983-01-702 Switch-Mom/Off/Mom 3 Terminal

096983-01-703 Switch-On/On

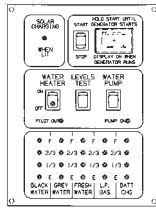
100258-10-701 Gauge-Hour Meter Only (LCD)

134940-01-701 Switch-SPST/On-Off, Blk.w/Light

134940-04-700 Chassis-Silkscreened

134940-04-701 Board-PC Solar Light

134940-06-700 Board-PC



## Monitor Panel

LA1072-00

133004-05-01A Panel-Monitor-2 Tank Digital Volt Meter, Solar w/Water Heater Switch, (for use with non-contact tank sensors.)

100258-10-701 Gauge-Hour Meter Only (LCD)

133004-01-701 Switch/DPDT On-On/Maintained

133004-01-702 Switch/DPDT Mom/On/Off/On

133004-01-703 LED, Red-Panel Mount

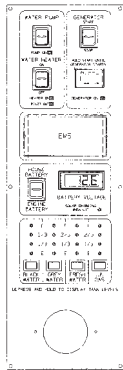
133004-01-704 Meter/Volt Digital LCD

133004-01-705 Switch, Mom On-Push Button

133004-01-706 LED, Green-Panel Mount

133004-05-700 Screened Chassis

133004-05-701 Board-PC



## Monitor Panel Pce. Parts

LA1050

134940-04-01A Panel-Monitor, 2 Tank w/Generator Solar Charger (Pce. Parts Only)

096983-01-701 Switch-SPST/Mom 2 Terminal

096983-01-702 Switch-Mom/Off/Mom 3 Terminal

096983-01-703 Switch-On/On

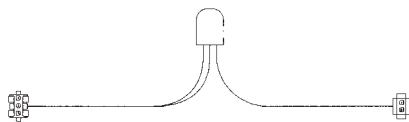
100258-10-701 Gauge/Hour Meter-Clip On LCD

134940-01-700 Board-PC

134940-01-701 Switch-SPST/On-Off/Blk. w/Light

134940-04-700 Chassis-Silkscreened


134940-04-701 Board-PC-Solar Light



## Wire Asm.

151808-01-000 Wire Adapter w/Diode Pack, 2 Male & 3 Female f/Socket-Gray Tank

151808-02-000 Wire Adapter w/Diode Pack, 2 Female & 3 Male. Socket-Water, Black Tank




## Microwave Vents

138983-01-01A Vent Asm. Microwave Outer, Brt. Wht.

138983-01-02A Vent-Microwave, Outer-Black

138983-02-01A Cover-Vent, Microwave, Outer, Brt. Wht.



## Cover-Vent Microwave

138983-03-01A Cover-Vent Microwave/Outer, Bright White



(Black Unit is R1510)

## Sharp R1510 Microwave

Sharp R1510 microwave features auto-touch control panel with large carousel turntable, sensor cook center, defrost center, keep warm plus, popcorn sensor, vegetable, reheat, child lock and 11 variable power levels. 1000 watts, black w/glass window. 29-15/16" W x 16-1/4" H x 15-9/16" D. 55 lbs.

119267-10-01A Oven-Microwave/Non-Convection w/Hood, Sharp R1510

119267-04-700 Filter-Grease

119267-10-700 Bracket/Mounting



## Sharp R-1880 LS

The Sharp Insight™ over the range convection microwave oven features 1.1cu. ft., 13" diameter glass turntable, 7-digit, 2-color lighted display, auto-touch controls and special features of keep warm, automatic popcorn sensor, sensor cook, reheat sensor, convection temperature control, low mix/bake, high mix/roast, broil, slow cook, automatic settings for broiling, roasting and baking; automatic defrost, custom help, Minute Plus™, kitchen timer, 4-stage programming, 11 variable power levels, 2-speed ventilation fan, light, child lock, audible signal elimination, demonstration mode. 850 watts, 71 lbs. Stainless steel with black glass window. Outside dimensions: 29-15/16" W x 16-11/32" H x 15-9/32" D. Oven dimensions: 17-1/8" W x 8-1/16" H x 13-13/16" D.

119267-17-01A Oven-Microwave w/Hood, SST Sharp R-1880LS

119267-17-700 Turntable, Glass

119267-04-703 Plate-Mounting



## Sharp R-1405 Microwave

(White Shown for Example)


The Sharp R-1405 microwave has a 1.4 cu. ft. oven capacity. Features are carousel turntable system, 5-digit, 2-color lighted display, Auto-touch controls include Minute Plus, Popcorn, Reheat, Cook, Defrost and Timer. 3-stage programming, 10 variable power levels, ventilation fan, work light, child lock, audible signal elimination, demonstration mode. 950 Watts. Black. 55 lbs. 29-15/16" W x 16-1/4" H x 15-9/16" D.

119267-15-01A Oven-Microwave/Non-Convection w/Hood, Sharp R-1405

119267-15-700 Support-f/Glass Tray

119267-15-701 Tray-Glass





**Sharp  
Microwave/Convection**

(SS Shown for Example)


1.1 cu. ft. oven capacity, turntable system with on/off setting, 13" diameter ceramic turntable, 7-digit, 2-color lighted display, auto-touch controls, keep warm, automatic popcorn sensor, sensor cook, reheat sensor, convection temperature control, low mix/bake, high mix/roast, broil, slow cook, CompuBroil, CompuRoast, CompuBake, CompuDefrost, custom help, minute plus, kitchen timer, 4-stage programming, 11 variable power levels, 2-speed ventilation fan, light, child lock, audible signal elimination. 850 watts. 29-15/16" W x 16-11/32" H x 15-9/32" D. Black.  
 119267-12-01A Oven-Microwave/Conv. w/Hood R1870 US/R-1875  
 119267-04-703 Plate-Mounting  
 119267-04-704 Light Cover F/R1480/1850  
 119267-12-700 Louver-Exhaust  
 119267-04-700 Filter-Grease  
 119267-12-702 Rack-High  
 119267-12-703 Rack-Low  
 119267-13-01A Oven-Microwave/Conv. w/Hood R1875A (CSA)  
 119267-04-700 Filter-Grease  
 119267-12-702 Rack-High  
 119267-12-703 Rack-Low  
 119267-04-701 Plate/Glass  
 119267-12-701 Support f/Glass Tray



**Sharp R-1514**

Sharp R-1514, 1000 Watt, 1.5 cu. ft. microwave features 14-1/8" turntable diameter, 2 color lighted display, 11 sensor cook settings, popcorn key, reheating and defrosting options, 2-speed ventilation fan, work light, night light, clock, minute timer, minute plus, child safety lock, stainless steel. 29-15/16"W x 16-1/4"H x 15 9/16"D. 55 lbs.

119267-10-02A Oven-Microwave/Non-Convection w/Hood, US, R-1514  
 119267-04-700 Filter-Grease  
 119267-04-704 Light Cover  
 119267-15-700 Support f/Glass Tray  
 119267-10-700 Bracket/Mounting



**GE Advantium Microwave**

The SCA1001KSS 1.4 cu. ft. microwave features speedcook technology, multiple cooking modes, Halogen cooktop lighting, two-speed venting system and sensor cooking controls.

16.41"H x 29.88"W x 15.38"D.

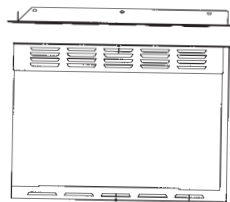
140147-04-03A Microwave Oven, GE SCA1001KSS, Stainless Steel  
 140147-02-700 Tray-Glass  
 140147-02-701 Filter-Grease (Sold as Pair)  
 140147-02-702 Tray-Metal Pan  
 140147-02-704 Bulb-Halogen



**Sylvania SR11092BNG  
Microwave**

Sylvania SR11092BNG features 0.9 cu. ft. and 900 watts of power, 10 power levels, digital touch pad, preset menus, safe child lock feature, speed and weight defrost, cook by weight, turntable, kitchen timer, express cooking. Outside dimension of 12-1/2" H x 20" W x 15-3/16" D. Oven cavity dimension of 8-7/16" H x 13-3/4" W x 13" D. Black

158686-02-01A Oven/Microwave, .9 cu. ft., Non-Convection w/o Trim/Vents  
 158686-01-700 Plate-Glass  
 158686-01-701 Trim Kit-2Pce.



**Trim Kit**

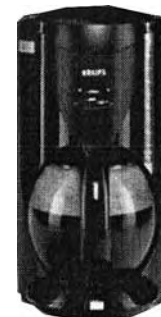
Top Has 4 Rows Of Louvers, Bottom Has One Row.  
 164197-01-01A Trim Kit-Microwave, 1 Pce. Black



**Sharp R-820BK  
Microwave/Convection**

Sharp R-820BK features 0.9 cu. ft. w/12-3/4 diameter turntable, 900 watts, 2 line, 12-digit interactive display, custom help, CompuBake, CompuPizza, CompuGrill, CompuRoast, CompuCook, CompuDefrost, 4-popcorn settings, reheat key, minute plus, kitchen timer, programmable, 4-stage cooking, touch-on key. Black. 20-1/2"W x 12-1/8"H x 19-3/4"D. 44 lbs.

150606-04-01A Oven-Microwave/Convection, R-820BK, Black  
 150606-04-02A Oven-Microwave/Convection/Silver, R-820JS  
 150606-04-700 Rack-Baking  
 150606-04-701 Plate/Turntable  
 150606-05-01A Trim Kit-Microwave .9 cu. ft., Black  
 150606-05-02A Trim Kit-Microwave .9 cu. ft., Silver  
 150606-06-01A Oven-Microwave Convection, Black, R-820BK-CSA



**Countertop  
Krups Coffee  
Maker**

The Krups "Crystal Arome Plus" 10-cup electronic coffee maker features a unique "DuoFilter" water filtration system. A filtration indicator on the coffee maker conveniently indicates when the water filter should be changed for optimal coffee brewing. For added convenience, Krups "Crystal Arome Plus" has a non-stick warming plate and innovative "Stop 'N Serve" feature that allows for serving coffee in the midst of the brewing cycle. Black. 13.6"H x 7.2"W x 11.2"D. 3.9 lbs.

138584-02-01A Coffee Maker, Countertop, Krups

## APPLIANCES

### Norcold MRFT-40

The MRFT-40 features improved cooling performance. New lid with more height for tall containers. Easy-access top loading in convenient, single, lift-out storage basket. AC plug and DC cord with cigarette lighter attachment. 20"H x 24-7/8" x 14-1/8"D. 1.5 cu. ft., 53 lbs.



### Freezer Portable Dual Plug

119296-03-01A Freezer-Portable Dual Plug  
 119296-03-700 Door Assembly Stat/Evaporator  
 119296-03-701 Latch Assembly  
 119296-03-702 Door Gasket  
 119296-03-703 Hinge Assembly Set  
 119296-03-704 Motor Cover Assembly  
 119296-03-705 Thermostat  
 119296-03-706 Basket  
 119296-03-707 Cooling Unit  
 119296-03-708 Cabinet Assembly  
 119296-03-709 Cover Assembly-Case  
 119296-03-710 Power Supply  
 119296-03-711 Handle-Cabinet  
 119296-03-712 Cushion-Corner  
 119296-03-713 Cord Assembly-DC  
 119296-03-714 Fuse-Special Terminal



### Portable Freezer

This freezer features electronic thermostat and 3-stage battery monitor, removable coated wire basket, low voltage protector adjustable for consumer or starter battery with slide regulator. Electronic fuse with automatic reverse polarity protection. Standing height for standard 2 liter bottles. Extremely quiet running. 12/24 volts DC 110 volts AC, 39 quarts. Dimensions: 22.8"L x 17.5"H x 14"W.

155331-01-01A Freezer-Portable, Gray/Dark Gray  
 155331-02-000 Cord/Power, Freezer 90° End



### DishDrawer® Dishwasher

The DishDrawer® is an ergonomically designed dishwasher incorporating the familiar kitchen drawer concept into dishwashing. DishDrawer® is the only dishwasher that uses variable water pressures and a flow-through detergent dispenser with precise wash temperatures to deliver a superior wash. 22-7/16"L x 23-7/16"W x 16"H.

146340-01-01A DishDrawer® Dishwasher, No Face-DS603I  
 146340-02-01A DishDrawer® Dishwasher, SST Face  
 146340-02-700 Face Only For SST Dishwasher



### 2100XC Washer-Dryer

Built tough for RV and Marine use, the new 2100XC is Splendide's quietest, most durable and most convenient washer-dryer yet.

Combining an entirely new drum and motor system with Splendide's flagship 2-in-1 design, the 2100XC is able to wash bigger loads than many stackable laundry sets. Maximum capacity of 15 lbs. wash, 11 lbs. dry, 10 wash cycles and 3 dry cycles, 4-cycle option buttons, extra wide door opening, 11 1/2" diameter (160° swing) water use of 7.5 to 16 gallon/load, venting drying system, 148 lbs., 23-1/2" W x 33-1/8" H x 23-3/8" D. Electrical Specs: 120 V, 60 Hz, 11 A.

167453-01-01A Washer Dryer, White Vented, 2100XC



### Splendide 2100 Washer/Dryer

The Splendide 2100 saves space. Washes and dries in one 24" space. Weighs only 161 lbs. Features 9 wash programs, 3 dry programs and 7 water temperature settings. Equipped with special vibration-dampening and noise reduction systems. 33-1/4"H x 23-7/16"W x 23-3/8"D. White.

153204-01-01A Washer/Dryer Vented, WD 2100



### H-P Vacuflo Built-In Vacuum

108186-03-000 Vacuum Cleaner-Built In- w/o Hose/Tool Kit  
 092304-02-700 Brush-Power, Vacuum (Rugrat)  
 092304-02-702 Tool-Rug  
 092304-02-707 Tool-Upholstery  
 092304-02-708 Wand-Plastic  
 092304-02-709 Hose Asm., 30' Complete  
 092304-02-710 Secondary Filter  
 108186-03-700 Paper Bag-3 Pkg.  
 108186-03-701 Motor f/RV2000  
 108186-03-703 Valve-Inlet-White  
 108187-14-000 Hose-Flex, 1-1/4" Vacuum Cleaner  
 108187-15-000 Connector-Flex Hose Kit  
 108187-16-000 Valve/Inlet, Vacuum Cleaner, Black



### VacPan™

The ideal complement to your built-in vacuum system. Install VacPan™ on your new or existing central vac system. Your VacPan™ will install flush-mounted to your wall or cabinet kickboard, never in the way and practically unnoticeable. To activate your VacPan™ simply direct the foot switch to the on position, sweep dirt and debris toward the powerful suction of your central vac and your floor is clean-instantly! Constructed with a strong ABS resin, VacPan™ is perfect for anywhere frequent cleanup and sweeping is needed.

142348-01-000 VacPan™, White  
 142348-02-000 VacPan™, Black



### 8.5" Flipdown TV/DVD

The Directed OHD83800B1 flipdown LCD TV/DVD features are 12 V DC power, 16:9 screen format, resolution pixel of 1440 x 234, A/V input: DVD-AVI-AV2, A/V output of 1. Dimensions: 10.6" L x 9.9" W x 2" H. Black DC 12V.

164136-01-000 TV/DVD, 8.5" Flipdown - LCD/12 V.  
164136-01-700 Headphone



### Model 13BNL/3 13" Low Profile

Model 13BNL/3 13" Low Profile  
12V DC-Only features a 36-key Tri-Mode TV/DVD/VCP infrared controller, internal speaker, rear panel jacks, front panel controls, on-screen display, quartz frequency synthesis tuning system. 11.6"H x 13.8"W x 13.8"D. 20.2 Lbs.

159733-01-000 TV-13" DC Only, KEC 13BNL/3  
159733-01-700 Remote-TV



### 15" LCD TV MBQLC 154-W

The MB Quart 15" LCD TV features OSD menu, control, auto/manual TV station search, station memory, brightness, contrast and sharpness controls, TV system - ATSC and NTSC, control keys, standby/on, function, menu, channel up, channel down, volume up, volume down, AV in, component in, S-video-in, audio-in, TV ant-in, PC-in, built in left/right speakers. 12 V DC/AC 120 V. Dimensions: 14.4" W x 15.6" H x 6.6" D.

165808-01-000 TV-15" LCD/Stereo, 12 V  
165808-02-000 Wire Asm. Power Cable



### Toshiba 19A26

Toshiba 19A26 features the Blackstripe II picture tube, front firing speaker, glow TV remote, tri-lingual on-screen display, color coded wires, on-timer, 181-channel NTSC tuner, v-chip parental control system, sleep timer, channel return, video lock, channel lock, Game Timer™, front panel A/V inputs, RF input.  
38.5 lbs., 19.25"W x 16-3/8" H x 18-1/4"D.

159178-03-000 TV-19" w/RCA Input, Toshiba 19A26  
159178-03-700 Remote



### Jensen JE1907 19" Widescreen LCD Flat Panel Television

The JE1907 is equipped with state-of-the-art features such as a wide 16:10 format, LCD panel HDTV ATSC tuner, convenient front controls, cable TV tuner, and high output front speakers. Not only is this TV the ultimate in high resolution video entertainment, it is uniquely developed with conformal coated circuit boards to help protect components against condensation and corrosion. Video inputs/outputs: composite input (1), S-video input (1), component input (1) HDMI input (1) composite video output (1), VGA input, audio inputs/outputs: Stereo mini phono jack input (1), stereo mini photo jack output (1) RCA input (4), RCA output (1).  
Dimensions: 21.34" W x 15" H x 4" D. 110 V AC/12 V DC power

164495-01-000 TV-19", LCD 16:9, Bottom Speaker  
164495-01-700 Remote-TV



### 20" Sharp LC-20S7U

The 20" Sharp LC-20S7U features a ASV LCD panel, built-in ATSC/NTSC tuners, component input, high brightness, 170°H/170°V viewing angles, 60,000 hour lamp life, 500:1 contrast ratio, HD component input. Audio system of 1W x 2, s-video input of 4-pin DIN x 1, composite video input of 2, composite video output of 1, audio input of RCA L/R x 3, audio output of RCA L/R x 1, fixed bottom speakers, headphone jack of 3.5 mm stereo mini jack x 1 (rear). Black with titanium speakers.  
Dimensions: w/stand: 18-3/16" W x 17-7/64" H x 8-13/16" D., TV only: 18-3/16" W x 15-45/64" H x 3-45/64" D.

164598-01-000 TV-20" Flat Panel/LCD/Stereo,  
Sharp LC-20S7U



### 20" TV RCA 20F424T

The RCA 20" diagonal TruFlat SDTV features built-in ATSC/NTSC/QAM Tuner for access to off-air digital programming, picture format control displays 16:9 or 4:3 digital programming. Sound logic audio leveler, on-screen clock, sleep and wake timers, electronic on-screen notepad and calendar mode, favorite channel list.  
20.9" H x 22.8" W x 20.3" D. 47 lbs. Black finish.

149040-04-000 TV-20", Flat Stereo, RCA 20F424T





**Samsung TXR2435 24" TV**

Samsung TXR2435 features a 24" DynaFlat TV anti-distortion, anti-glare flat picture tube, turbo sound loudness function, front panel control buttons, velocity scan modulation improves edge detail, digital comb filter, full function remote control, normal and zoom screen filling modes, sound enhancement modes including standard, movie, music, speech & custom. Component video input, 2 rear A/V composite inputs, s-video input, side A/V input, fixed audio output. 10 watt stereo audio system. Power requirements 120w AC, 60Hz. Dimensions: 26.7" W x 20.2" H x 18.1" D. 78 lbs. This TV is not DHS compatible.

146299-01-701 TV-24" Stereo, Samsung TXR2435



**Sony 24" TV**

Sony KV24FS120MT02 features vertical aperture compensation, tilt correction, Trinitone® color temperature, dynamic picture processor circuitry, auto white balance, auto SAP, auto channel program, caption vision, clock/timer two event, favorite channel, on-screen display, sleep timer, V-chip parental control, video label and earphone jack. 28.3" x 20.3" x 18.9"

146299-02-000 TV-24" Stereo w/5 Jacks, Sony 24S120MT02



**RCA 24" 24F524T**

The 24" RCA 24F524T features a built-in ATSC/NTSC/QAM tuner for access to off-air digital programming, picture format control displays 16:9 or 4:3 digital programming, KidPass™ advanced parental control, broadcast stereo with bass and treble controls, electronic on-screen notepad and calendar mode, clock, sleep and wake timers. Black finish. 21" H x 27.7" W x 16.7" D. 75 Lbs.

164180-02-000 TV-24", Stereo Flat, 3 jack, 24F524T



**RCA 24"**

RCA 24" TruFlat Stereo television features broadcast stereo with 3 watts per channel and front-fired speaker system, sleep timer, digital comb filter, two sets of rear input jacks, front stereo audio/video input jacks, trilingual on-screen display. AC only. Silver diamond finish. 30-1/2"W x 22"H x 24-1/2"D. 80 lbs.

148230-02-000 TV-24" Stereo-Flat w/5 Jacks, RCA 24F530T  
148230-01-700 Remote



**RCA 24" TV**

The RCA 24V414TAO features a 24" screen, 16:9/4:3 picture format, adjustable color warmth, digital picture formatting, sound logic (auto volume correction), audio power, on-screen menu system, auto channel search, favorite channel list, EnergyStar® qualified, v-chip, front panel lock, time display, sleep & wake timers, calendar mode, on-screen notepad, side A/V jacks, video input, RF input, rear outputs. Finish: (Front & Rear) Silver Diamond/Slate. 21.2" H x 24.8" W x 19.5" D.

152441-04-000 TV-24", Stereo/5 Jacks, RCA 24V414TAO



**RCA 24V412T 24" TV**

RCA 24V412T features broadcast stereo and front-fired speaker system, on-screen clock, sleep and wake timers, rear stereo AV inputs with s-video, side stereo AV inputs, rear AV outputs, trilingual on-screen display, electronic on-screen notepad, favorite channel list, front panel lock. Silver diamond/black finish. 24-7/8" W x 21-1/4" H x 19-13/16" D. 61.6 lbs.

152441-02-000 TV-24", Stereo/3 Jacks-RCA 24V412T  
152441-03-000 TV-24", Stereo/5 Jacks-RCA 24V412TAO  
152441-01-700 Remote-TV



### Jensen 26" LCD Television

Key features of the JE2608 are the 26" diagonal screen, 16x9 format, integrated ATSC HDTV tuner, PAL compatible, resolution: 1366 x 768, brightness 500 NIT, contrast ratio: 800:1, viewing angle: 160/150.

Dimensions of 26.8" W x 18.6" H x 3.6" D.

166446-01-000 TV-26", LCD 16.9, Bottom Speaker



### Norcent LT-2725 27" LCD TV

The Norcent LT-2725 LCD television features a 27" widescreen, TV reception is provided via built-in ATSC, clear-QAM and NTSC tuner, HDMI input delivers uncompressed, crystal-clear digital video & audio via a single cable, SRS creates a virtual surround sound experience from the internal speakers, HD panel resolution (1366 x 768), high brightness (500 cd/m<sup>2</sup>), high contrast ratio (1000:1), wide viewing angle (176°H/176°V), composite video, s-video and composite video inputs, MTS, SAP, closed caption & v-chip, speaker power 10wx2. Connections include RF antenna input, headphone output, PC input (with audio input) audio (L/R) inputs. On-screen menu languages, AC 100V, 240V 50/60 hz power supply, unit weight of 29.7 lbs. Dimensions (w/stand) 27.3" W x 21.2" H x 8.9" D. Dimensions (w/o stand) 27.3" W x 19.3" H x 4.4" D.

164226-01-000 TV-27" Flat Panel/LCD/HDTV-

Norcent LT-2725

164226-01-700 Remote-TV



### RCA 27V414TAO

The 27" Diagonal RCA Stereo SDTV features built-in digital/QAM tuner for access to digital programming off-air or on cable, composite and s-video connections, picture format control displays and programming, broadcast stereo with bass and treble controls, customizable parental controls featuring KIDPASS™ TV timer, on-screen calendar, notepad, sleep and wake timer. Silver diamond/Black finish. 27.5"W x 24"H x 20"D. 77 lbs.

157282-02-000 TV-27" Stereo w/5 Jacks/Digital

Tuner RCA 27V414TAO

157282-02-700 Remote-TV



### Sony TV-27" 27FS120

Sony 27" TV features S-video detection, vertical aperture compensation, trinitone color temperature, tilt correction, magnetic quadra pole, dynamic picture processor circuitry, auto white balance, auto pedestal clamp, V-chip parental control, sleep timer, on-screen display, auto channel program, auto SAP and auto mute. Silver finish.

30-1/4" x 23-1/4" x 19-5/8". 98 lbs. 15 oz.

146298-02-000 TV-27" Stereo w/5 Jacks

146298-02-700 Remote-TV



### 27" LCD Flat Panel TV JE2707

The Jensen JE2707 key features are 110V AC power, high performance wide 16:9 format LCD panel, high brightness - 550 Nit, high contrast ration-1000:1, ultra wide viewing angle - 176 x 176, cable ready TV tuner, ATSC/NTSC-M TV system, front controls, high output front speakers-detachable, full function, backlit remote control included, conformal coated circuit boards, HDTV ready, video inputs/outputs: composite input (2) s-video, input (1), component input (2), HDMI input (1), composite video output (1), VGA input, audio inputs/outputs: stereo mini phone jack output (1), RCA input (4), RCA output (1), optical digital output (1).

Dimensions: 27.56" W x 18.5" H x 4.25" D. 35 lbs.

165074-01-000 TV-27" LCD 16:9 Bottom Speaker Jensen JE2707



### KV-30HS420 Sony HDTV 30"

KV-30HS420 features 30" HDTV monitor, HiScan 1080i display, 3D digital comb filter, high voltage regulator, screen modes of normal, wide zoom, full mode, zoom mode, SRS WOW audio, digital reality creation, cinemotion 3-2 pulldown, multi brand remote, video input labeling, component video input (2 rear), composite A/V input (3 rear, 1 front), s-video input (2 rear, 1 front) RF input, fixed/variable audio output, speaker output-10wx2. 35-3/8"W x 23-3/4"H x 21-7/8"D. 150 lbs.

155330-01-000 TV-30" High Definition, Sony KV-30HS420

155330-01-700 Remote TV



**Samsung TXT 3093WH  
30" HDTV**

Samsung Slim Fit 30" HDTV features slim depth CRT, 1/3 thinner than regular flat CRT, built-in HDTV tuner (ATSC/NTSC) finer pixel Dot flat CRT improves picture resolution and brightness, offers true compatibility with progressive scan DVD players, 3:2 pull down film frame rate correction, digital signal processing, INVAR shadow mask, velocity scan modulation improves edge detail, multi function universal remote control, side speaker design, SRS TruSurround XT. Specifications are power requirements - 120 V AC, 60 Hz, power consumption (on) - 180W, 10W x 2 stereo output, aspect ratio - 16:9, 2 HDMI input, 2 component inputs, fixed A/V output, s-video input, 2 composite A/V inputs.  
Dimensions 35.5" W x 22.4" H x 16.3" D. Weight: 117 lbs.  
160363-02-000 TV-30", HDTV w/Digital Tuner/Side Speakers, TXT3093WH  
160363-01-700 Remote



**Samsung 32" HDTV LCD TV**

Samsung 32" HDTV LCD TV features built in ATSC HD tuner, virtual dolby, VESA compatible, freeze picture frame, SRS TruSurround, auto volume leveler, clock on/off timer, side speaker design for widescreen look. Power requirements 120V AC, 60 Hz, speakers - 10W x 2 @ 16 ohm, pixel resolution - 1366 x 768, aspect ratio - 16:9, contrast ratio - 7,000:1, brightness - 500c, viewing angle - 170 (H)/170(V) response time - 8 ms, HDMI input & PC input, 2 component & 2 composite A/V input, VESA compatible - 100 x 200.  
Dimensions 34.42" W x 20.9" H x 3.19" D.  
Weight: 27 1/2 lbs.  
164609-01-000 TV-32", Flat Panel LCD, HDTV Samsung LNT3242H



**32" LCD Flat Panel HDTV  
RCA L32W23**

RCA L32WD23 specifications - technology: Tuner, analog video formats, HDTV capability, category. Picture: Display type, screen size, display aspect ratio, display resolution, brightness, contrast ratio, viewing angle horizontal/vertical, response time adjustable color temperature, adjustable picture control, format control, comb filter, reverse 3:2 pull down, noise reduction. Sound: Audio power front speakers, treble, bass, balance, volume, mute control, broadcast stereo, second audio program, Dolby processing, premium sound. Convenience: Top panel controls, auto channel search, multilingual on-screen display, channel labeling, closed caption capability. Energy star qualified, parental control (v-chip), picture reset, picture memory presets, clock, sleep timer, PC compatibility. Rear connections - inputs: RF input (ATSC/NTSC), composite video input, s-video input, audio input for composit video, PC input, audio input for PC, component video input, audio input for component video, HDMI inputs, audio input for DVI. Rear connections - outputs: Video/monitor output, audio output for monitor, digital input, audio input for composite/s-video, s-video, headphone jack output. Satin black finish. Size w/stand: 23.8" H x 31.9" W x 9.7" D. Size w/o stand: 22" H x 31.9" W x 4.6" D.  
166332-01-000 TV-32" Flat Panel/LCD/HDTV, RCA L32WD23



**Sony 32" HD LCD TV**

Features of the Sony KDL32S3000 are HDTV w/built in ATSC tuner, BRAVIA engine full digital video processor, BRAVIA sync with HDMI connection, light sensor backlighting control, live color creation featuring WCG-CCFL backlight, digital audio amplifier, 16:9 HD resolution panel, Xross media bar (XMB) on-screen navigation interface, VESA compliant mounting holes, picture freeze function, HDMI digital interface, bottom speaker design. Resolution: 1366 (H) x 768 (V), viewing angle: 178 (H) x 178 (V), Power requirements: 120 V AC, 60 Hz, Aspect ration: 16:9, Response time - 8 ms, contrast ratio - 1600:1, input signals: 480i, 480p, 1080i, 720p, PC input, I-RF input, digital audio out - 2 rear - component video input, composite video input (2 rear/1side) s-video (1 side/2 rear), HDMI input w/analog audio input (2 rear), audio inputs (1 front/4 rear), fixed/variable audio output.  
Dimensions w/stand: 31.1" W x 22.9" H x 8.4" D.  
Dimensions w/o stand: 31.1" W x 20.9" H x 3.9" D.  
Weight: 32 lbs. w/o stand, 38 lbs. w/stand.  
165071-01-000 TV-32" Flat Panel/LCD/HDTV, Sony KDL-32S3000



**KDL-32S2010 32" TV**

Sony 32" LCD TV with built in ATSC tuner features 1 chip video processor, digital audio amplifier, HDMI digital interface, 3D digital comb filter, light sensor backlighting control, SRS TruSurround XT audio enhancement, S-PVA technology delivers vivid accurate colors/wider viewing angle/blazing response time, bottom speaker design, 5W x 2 stereo output, aspect ratio: 16:9, PC input, component video input (2 rear/1side) s-video (1 side/2 rear) audio (1 front/4 rear) fixed/variable audio output: Dimensions without stand: 31.18" W x 21-1/2" H x 3.9" D. Black  
160064-02-000 TV-32", Flat Panel/LCD/HDTV, Sony KDL-32S2010





**37" Sharp Flat Panel LCD TV**

Sharp LC-37D43U features a true 16:9 aspect ratio, HDTV resolution of 1366 x 768, Sharp's Emmy® award-winning LCD technology and breathtaking color purity, it is a next-generation TV to carry you into the high-definition future. The D43U series utilizes Sharp's proprietary advanced super view/black TFT panel providing 6000:1 dynamic contrast ratio, 6 ms response time and wide viewing angles. (176° H x 176° V). Built-in ATSC/QAM/NTSC tuners and include 2 HDMI™ and HD component video inputs as well as a D-sub, 15-pin input for PC compatibility. Black cabinet.

Dimensions with stand: 35-61/64" W x 25-27/32" H x 11-35/64" D.

Dimensions without stand: 35-61/64" W x 23-35/64" H x 3-53/64" D.

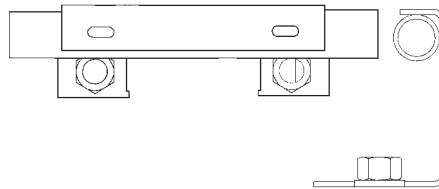
160079-02-000 TV-37", Flat Panel LCD, HDTV Sharp LC37D43U



**Samsung 37" Flat Panel LCD/HDTV**

The Samsung 37" HDTV LCD TV features built in ATSC HD tuner, HD-grade pixel resolution, CCFL backlight technology, VESA compatible, freeze picture frame, SRS Tru-Surround XT, auto volume leveler, clock on/off timer, side speaker design for widescreen look. Dimensions w/o stand: 40.4" W x 24.3" H x 4.3" D. 49.6 lbs.

164605-01-000 TV-37" Flat Panel/LCD/HDTV, Samsung LNT3732H.



**Holddown Asm. TV**

154557-01-02B Holddown Asm. TV

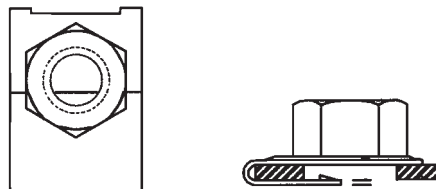


**37" RCA L37WD23**

The RCA 37" diagonal LCD flat panel HDTV features EN-V picture processing technology designed to provide enhanced color and contrast so you can enjoy a crisp picture with magnificent clarity. Built-in high definition digital (NTSC/ATSC/QAM) tuner for access to off-air digital programming or unscrambled digital cable, SRS 3D stereo sound, 2-built-in HDMI™ connections provide high definition video and audio to connect to the latest digital devices, 2 HD component video inputs and PC input. Satin black finish. Size with stand: 27.3" H x 37.4" W x 11.2" D.

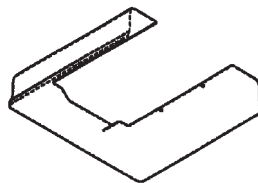
Size without stand: 25.3" H x 37.4" W x 4.9" D.

166337-01-000 37" TV, Flat Panel, LCD, HDTV



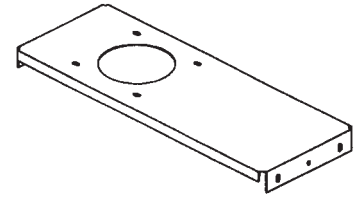
**J-Clip**

142913-01-000 J-Clip f/TV Hold Down



**TV Cover**

154592-01-10A Cover/TV/Black


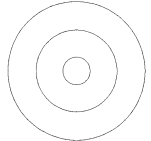


**TV Bracket**

159552-01-02B Bracket-TV

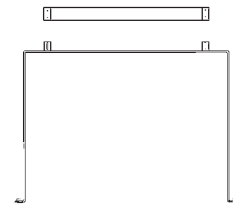
**TV Knob**

150109-01-01A Knob f/TV Swingout, Black



**TV Tiedown**

148247-12-02B Strap/Tiedown-TV  
148247-05-02B Strap/Tiedown-TV 21"  
148247-08-02B Strap/Tiedown-TV 27.63"  
148247-09-02B Strap/Tiedown-TV 25"  
148247-10-02B Strap/Tiedown-TV 23"



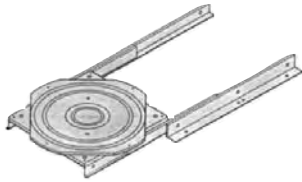
**TV Tiedown**

146656-01-02B Strap Asm. - Tiedown-TV  
146656-03-02B Strap Asm. - Tiedown-TV



**TV Swivel**

10-1/4"L x 10-1/4"W x 7/16"H.  
123395-02-000 TV Swivel, Steel




**TV Slide/Swivel**

Swivel/slides, F/TV shelf, 12.8"D x 1"H x 13.1"W, extends 8.5", 12.8" deep x 1" high x 13.1" wide track x 12.8" long track x 10.3" square plate.

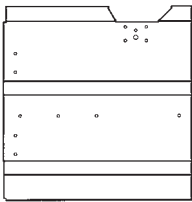
124437-01-000 Slide-Swivel, TV

**TV Slide/Swivel**

Swivel/Slides, F/TV shelf, 17.9"D x 1.6"H x 15.3"W, extends 7.8", 17.9" deep x 1.6" high x 15.3" wide track x 13.9" long track x 12.3" square plate, 130 lb. capacity.




116773-02-000 Slide, Swivel-TV



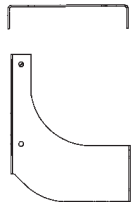
**Bracket-TV Slide**

160299-02-02B Bracket-Slide, TV



**Bracket-TV Face**

156304-01-02B Bracket-TV-Face



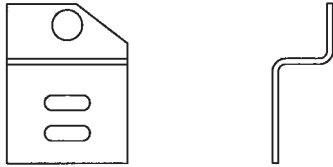
**Handle TV Mount**

158868-01-02B Handle-TV Mount

**TV/VCR Bracket**

(Not Shown)

- 122298-02-02B Bracket-TV/VCR, LH
- 110790-03-000 Bracket-Tiedown TV
- 144819-01-02B Bracket-TV
- 152310-01-02B Bracket Asm. TV Support
- 156048-01-02B Bracket/Brace TV
- 154810-01-02B Bracket TV
- 155278-01-02B Bracket Asm. TV
- 152310-02-02B Bracket/Support TV
- 155313-02-02B Bracket/TV



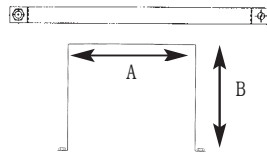
**TV/Swingout Bracket**

150214-02-000 Bracket/Keeper TV/Swingout



**Tiedowns**

	<u>A</u> Female	<u>B</u> Male
099717-01-000 Tiedown Asm. Strap	14.2"	24"
099717-02-000 Tiedown Asm. TV	14.2"	29.9"
099717-03-000 Tiedown Asm. TV	5.1"	7.9"
099717-04-000 Tiedown Asm. Strap w/Buckle	21.2"	27.1"
099717-07-000 Tiedown Asm. Strap w/Buckle	76.2"	23.6"



**Tiedowns**

	<u>A</u>	<u>B</u>
115466-02-02B Strap Asm. Tiedown, Mill	14"	11.7"
115466-10-02B Strap Asm. Tiedown	13.75"	12.3"
115466-18-02B Strap Asm. Tiedown	19"	19.4"
115466-20-02B Strap Asm. Tiedown	19.9"	16.6"
115466-28-02B Strap-Asm. Tiedown	19.9"	17.7"
115466-37-02B Strap-Asm. Tiedown	19.9"	17.7"
115466-35-02B Strap Asm.-Tiedown	30.4"	22.6"
115466-39-02B Strap Asm.-Tiedown	19.3"	16.6"




**Hold Down**

151829-01-02B Hold Down/Z-f/TV



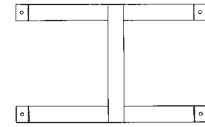
**Z-Bracket**

164778-01-02B Bracket-Zee, TV



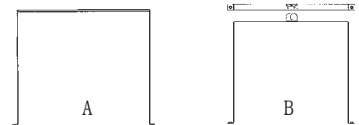
**Hold Down**

151829-02-02B Zee-TV Hold Down



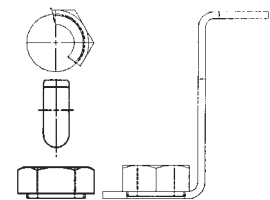
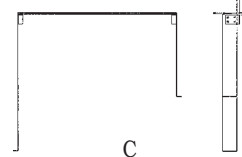
**Tiedown**

120564-02-02B Strap Asm.-Video Player



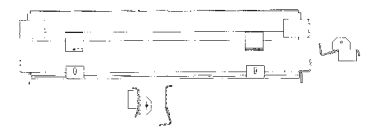
**Tiedown Bracket**

- (A) 136172-01-02B Bracket-Tiedown, TV
- (B) 139341-01-02B Bracket-Tiedown, TV
- (C) 144148-01-02B Bracket-Tiedown, TV



**Tiedown Bracket**

152944-02-02B Bracket-TV, Tiedown




**TV Bracket**

- 155314-01-02B Bracket-TV, 33.6" w/o Foam Tape
- 155314-02-02B Bracket-TV, 32.6" w/o Foam Tape

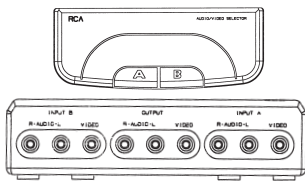


158394-01-02B Bracket-TV



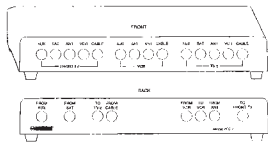
**Tiedowns**

- (A) 133790-02-02B Strap-Tiedown/TV, 25.3"
- (A) 133790-03-02B Strap-Tiedown/TV, 20.3"
- (A) 133790-04-02B Strap-Tiedown/TV, 20.3"
- (A) 133790-06-02B Strap-Tiedown/TV, 19.8"
- (A) 133790-10-02B Strap-Tiedown/TV, 21.4"
- (A) 133790-12-02B Strap-Tiedown/TV, 27"
- (A) 133790-14-02B Strap-Tiedown/TV, 27"
- (A) 133790-15-02B Strap-Tiedown/TV, 27.3"
- (A) 133790-16-02B Strap-Tiedown/TV, 27.3"
- (A) 151656-04-02B Strap-Tiedown/TV, 30.7"
- (B) 160735-02-02B Strap-Tiedown/TV, 31"



**Audio/Video Switch**

156689-01-000 RCA DT902 AV Switch/Audio/Video  
Dimensions 1.5"H x 5"W x 11"D., 0.10 lbs.  
156586-01-02B Bracket-Switch Video



**Magnadyne VCS-7 Control Center**

The VCS-7 control center features push button type select, deluxe plastic cabinet, accept 5 inputs: TV antenna, VCR, satellite antenna, LD disc player, and cable box. Provide 3 outputs: main TV, one VCR and remote TV. High isolation, low insertion loss. All passive, no power required. 10" L x 4.7" W x 1.57" H.  
086757-04-000 Video Control Center, VCR/TV, 5 Inputs



**Video Control Center**

Connects to +12 VDC power source with locking connector for permanent vibration resistant connection. Shielded circuitry provides high isolation and low signal loss. Built-in antenna power supply eliminates the need and added cost of a separate wall-mounted power supply. 5 video inputs include TV antenna, VCR and Auxiliary plus separate inputs for satellite TV and cable TV. 3 video outputs allow for independent viewing of signals at two different TV sets with an additional recording option from the VCR. 1.5"H x 10"W x 5.4"D

- 142258-01-000 Switch-Video/Antenna Power Supply
- 142258-02-000 Wire Loom-Video Switch f/Power Supply



**Memorex VCR**

The Memorex VCR features 2-head scanning system, 181-channel tuner, 29-function remote control, auto head cleaner, commercial skip, digital auto tracking, trilingual on-screen programming.

- 136932-01-000 Memorex VCR MVR1028 or MVR2040
- 136932-01-701 Remote



**Sony SLV-N55**

Sony SLV-N55 4-Head Hi-Fi Stereo VCR features 19 Micron video heads for superior picture quality in EP mode, instant repeat, commercial skip, Child Loc circuitry, Front A/V jacks, color on-screen display, Digital Auto tracking. 14-1/4"W x 3-3/4"H x 9-2/5"D. 5 lbs. 12 oz.

- 146397-01-000 VCR-VHS, Hi-Fi Stereo
- 146397-01-700 Remote



**Sylvania 6220VB 2 Head VCR**


Features 181-channel auto set tuner, LED display, bi-lingual display, 1 year/7-event system, digital tracking, three speed playback, auto head cleaner. 14.17"W x 3.62"H x 8.48"D.

- 140767-02-000 Sylvania VCR 6220VB




**Shroud Radio**

- 160604-01-000 Shroud-Radio/DVD, Black



**Bracket**

- 143676-01-02B Bracket Asm.-VCP
- 143676-02-02B Bracket Asm.-VCP



**Tiedown Strap**

- 150447-01-02B Strap-Tiedown-VCP



**Compact Disc Changer**

Ultracompact size, oversampling digital filter, one-bit twin digital-to-analog converter, antishock suspension mechanism, three-beam laser tracking, vertical/horizontal mounting capability, 95 dB dynamic range, one DIN cable connection, 10-disc magazine, titanium cosmetics works with Excedio controller units.

- 148134-01-000 Changer-Compact Disc, Sanyo EAX-510

**Compact Disc Changer CDX-727**



Sony CDX-727 10-disc CD Changer features 1-bit Delta-Sigma D/A converter, electronic shock protection, 3-second, 4 Mbit memory, fast CD to CD changing, 110 CD custom file memory, memo list, program play, CD text compatibility, super suspension system, compact chassis, easy mounting.

- 102080-10-000 Compact Disc Changer CDX-727
- \*Compatible w/AM/FM CD converter/radio 127517-06-000 only.**





**MCD10G CD Changer**

The Jensen MCD10G features are CD-R/CD-RW compatible, electronic skip protected, direct track and disc access, last position memory, 8x over-sampling, 1 bit D/A converter, multi-beam laser pickup, water resistant. Horizontal, vertical or 45 degree mounting. Dimensions 9-5/8" W x 3-3/8" H x 7-1/2" D. 6 lbs.  
163141-01-000 Changer-Compact Disc, MCD10G



**Sony Compact Disc CDX-636**

Sony CDX-636 features 1-bit pulse D/A converter, active servo control, CD text, fast change 10 disc mechanism, 10 disc magazine, compact cabinet with sliding door. 12-1/8"W x 3-5/8"H x 7-1/8"D.  
102080-13-000 Changer-Compact Disc, Sony CDX-636  
*\*Compatible with 127517-06-000 only*



**Cobra CB Radio**

The C75WXST all-in handset mobile CB features sound tracker, 40 CB channels and 10 national weather channels, remote mount system, dual watch and full channel scan, instant channel 19 access and full-featured LCD display panel.  
151935-01-000 Radio/CB-40 Channel, Cobra C75WXST



**GMRS200 Two-Way Radio**

The GMRS200 two-way radio features a 9-mile range, key lock allows user to lock the keys to prevent inadvertent key press, low battery scale, key tone-on/off, weatherband-10 channels, NOAA alert and dual watch allows user to scan for two predetermined channels.  
141679-05-000 Radio/Two-Way w/Battery (Each=1)



**Docking/Charging Station**

12-volt charger mounts in wall to save space. Latching spring loaded door for easy opening. LED charge indicators for up to 4 radios. Integrated mounting system with trim flange. 10-1/4"W x 8"H x 4-1/2"D.  
141679-03-000 Dock Station, Two-Way Radios



**Cassette Box**

C-Box systems are modular, heat resistant, shatter-proof storage systems that keep tapes or CDs organized and protected, "near the driver". With one hand the driver can remove a tape or CD and put in the player, keeping eyes on the road! Tapes are kept tightly wound by the patented C-Box locking device preventing "tape spaghetti" and a foam bumper keeps them from rattling. CD's rest on their rims in "concave" drawers to prevent scratches. Red indicators tell which storage unit is full. 7-1/4" x 4-7/8" x 2-1/4".  
096776-02-000 Cassette Box, 4-Tape



**Clarion DXZ555-MP**

Features of the DXZ555MPM are detachable control panel, 2-band Parametric EQ, plays MP3 and WMA encoded CD's, plays CD-R/RW, Magna Bass EX, retractable rotary volume control, adjustable display contrast, CD text, CD tilting, station tilting, IR remote control, 18 FM/6 AM presets, Cenet control of DVD changer, TV tuner, sirius satellite radio receiver and 6 disc CD changer. 212 W (53W x 4) 7"W x 2"H x 6 1/8"D. 2.64 lbs.  
153792-02-000 Radio-AM/FM/CD Player-Satellite Ready Clarion DXZ555MPM



**Sony Radio CDX-GT610UI**

The Sony CDX-GT610UI features iPod® direct: Resident 30 pin connector with 1.2m cable and wireless remote front panel Aux In and USB In, SAT radio ready, EQ3 stage 2, rear/sub selectable preout w/LPF, flip-down detachable faceplate, MP3/WMA/AAC/ATRAC3 plus playback, MP3 ID3Tag indication (title/artist/album), SSIR-EXA tuner, 18 FM & 12 AM presets, BTM (best tuning memory) Tel/Nav attenuation, CEA-2006 power compliant, pause function, Unilink control, CD text. Power requirement-12 volt DC, dimensions: 7-1/8" W x 2" H x 7-1/8" D. Weight - 2 lbs. 14 oz., maximum output power - 52 W x 4 @ 4 ohms. RMS - 23.2 W x 4 @ 4 ohms, 5% THD, 45 degree install, drive switch 120 dB SN ratio, 8 fs, 1 Bit D/A converter.  
164339-01-000 Radio-AM/FM/CD/Sat. Ready Din.  
160885-01-700 Remote



**Clarion SIRCLI Satellite Radio Receiver**


153816-01-000 Receiver-Satellite Radio, Sirius, Clarion SIRCLI



**Kenwood Satellite Radio Tuner  
KTC-H2A1**

The Kenwood Satellite Radio features an adjustable output level, parental control stream lock, requires optional car and/or home docking kits, signal quality screen for antenna aiming, 3 high-altitude Geo-Synchronous orbiting satellites minimize service interruptions and multipath interference, coast-to-coast coverage, superior sound quality, 40 news, sports and information streams, 60 commercial-free music streams, 3 brightness levels, multiple display modes, quick-release mechanism, search modes stream, category, artist, song, preset, song, title and artist memory/recall, LCD display, remote control included.

148113-01-000 Radio/Tuner-Satellite/Sirius  
w/Remote w/o Antenna, Kenwood KTC-H2A1  
148113-02-000 Cradle-Radio



(A) 148114-01-000 Cable-Audio 1/8"



(B) 148115-01-000 Wire Asm., Power Cable



**Docking Cradle**

148113-04-000 Docking Cradle  
Only



**Satellite Antenna**

158494-01-000 Antenna-Satellite, Radio-Sirius,  
M9SIR-ANT-WP



**Antenna Cable**

158494-02-000 Cable-Antenna Satellite, Sirius,  
M9SIR-ANT-CABLE



**Magnadyne M3200CD  
AM/FM/CD Stereo Receiver  
w/Fixed Face**

Model M3200CD AM/FM/CD Stereo receiver with fixed face features power output: 4 x 25 watt, 12 VCD power supply, PLL synthesizer tuner CD-R compatible, CD random/repeat/intro/pause/repeat A-B, 3D station presets (18 FM/12 AM) auto station store, presets scan, infrared remote control. 7"W x 7"D x 2"H.

155619-02-000 Radio AM/FM CD w/o Remote/Wire  
Harness  
155619-03-000 Remote  
155619-04-000 Wire Asm.-Radio, f/Units w/o Radio  
Pwr. Switch-Ford  
155619-05-000 Wire Asm.-Radio, 12-Pin



**Sony AM/FM/CD Player  
CDX-A25ICMR05**

The Sony CDX-A25ICMR05 plays CD, CD-R, CD-RW, MP-3/WMA/ATRAC3. Drive S provides improved durability and excellent sound quality, EQ3 is one button audio processing, large, easy to read display, Sirius/XM compatible, changer control, user friendly, (big buttons, big knob), front aux-input for easy portable audio player connection, compatible with IPOD with XA-110IP adapter, wireless remote supplied, wired remote compatible. Maximum output power 52W x 4 @ 4 ohms. Dimensions: 7.25"W x 2.125"H x 6.375"D., 21 lbs. 10 oz.

160885-01-000 Radio-AM/FM/CD Player, CDX-A25ICMR05  
160885-01-700 Remote



**Visteon AM/FM Cassette  
Stereo**

12 FM/6 AM memory presets, AMS, Dolby B noise reduction, digital clock, 24 watts RMS, full electronic tuning with seek and scan control. 7-3/8"W x 4"H.

136542-01-000 Radio AM/FM Cassette  
136542-01-700 Harness-Wire

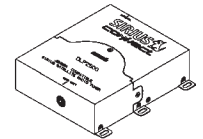


**Jensen VR182**

The Jensen VR182BKWIN AM/FM/CD/WB satellite radio features 1.8 DIN chassis with mounting sleeve, 160 x 75 full dot matrix display, blue LED backlit controls and display, electronic AM/FM tuner with RBDS (w/PTV & TA search features) auto-store (AS) and preset scan (PS) FM 12 presets/AM 6 presets, weatherband tuner, CD player with 40 second ESP, plays audio CD, CD-R, CD-RW MP3 w/ID3 tag and WMA. Aux audio input (rear chassis and front panel), Sirius satellite ready, iPod ready (full control & charging) EQ presets: flat, jazz, rock, pop, vocal, CD changer ready, steering wheel remote, multi-button handheld remote (credit card style) 4x40 W audio output power, external IR remote receiver ready, rear channel pre-amp audio output, audio mute, beep confirmation tone and 12/24-hour selectable clock. 12 VDC.

163142-07-000 Radio-AM/FM/CD/WB-Satellite  
Ready, VR182BKWIN  
163142-08-000 Radio-AM/FM/CD/WB-Satellite  
Ready w/12 Pin Amp Control Center, VR182SVWIN

163142-06-000 Receiver-  
Satellite Radio



163142-09-000 Remote  
Control/Radio (Credit Card Size)



163142-10-000 Remote  
Control/Radio (Steering  
Wheel Mount REM182SW)



163142-11-000 Receiver  
(Eye) Infrared



163142-12-000 Cable/Interface -iPod



**Magnadyne M9900CDS**

Magnadyne M9900CDS Sirius ready AM/FM/CD/weather band stereo receiver features digital electronic tuning, 15 FM & 10 AM station memory, weather band tuner, CD player, 1.5 DIN chassis, bass/treble/balance and fader controls, 50 watts x 4 channels maximum power output, 22 watts x 4 channels at 10% THD into OHM speakers, green rear panel illumination & clock. Dimensions 6.6" D x 3.3" H x 7.36" W.

135420-15-000 Radio-AM/FM CD/Sirius Satellite Ready w/o Remotes/Wire Asm.

**Radio Remote Control**

135420-10-000 Remote Control/Radio (Credit Card Size) M9999-CCR



**Harness Cable**

135420-16-000 Wire Loom-Radio



**Harness Cable**

135420-17-000 Wire-Radio C Ford, 4-Pin



**Steering Wheel Remote**

135420-18-000 Remote Control/Radio (Steering Wheel Mount)

**Wireless Remote**

135420-19-000 Remote Control/Radio (Credit Card Size)




**Receiver**

135420-20-000 Receiver-Satellite Radio



**Radio Remote Control**

135420-11-000 Remote Control/Radio-Steering Wheel Mount (M9999-SWR1)



**Wire Asm.**

135420-08-000 Wire Asm.-Radio, C-Ford, 4 Pin



**Radio Remote Control**

135420-12-000 Remote Control/Radio (Steering Wheel Mt. w/Button CD Changer) M9999-SWR2



**Sony SIR-SNY1W Sirius Satellite Radio Receiver**

Sony SIR-SNY1W specifications: Power requirements 11-16 volts DC, audio output: 1.4V rms fixed, unilink cable: 103" in length, Power cable: 37" in length, Dimensions: 5"W x 1-7/16"H x 7-5/16"D.

160886-01-000 Receiver-Satellite Radio, Sirius Sony SIR-SNY1W



**Satellite Radio Receiver**

136543-06-700 Receiver/Satellite-Radio



**Wire Asm.-Satellite Radio**

136543-07-000 Wire Asm.-Interface-Sat. Radio



**Cable**

165307-01-000 Cable/Video 3' Male/Female Ends



**Cable**

165308-01-000 Cable/HDMI-12' Male/Male Ends



**Splitter**

152909-01-000 Splitter-Single Lead Sat. Antenna/Dual Lead Receiver



**Wire Asm.**

(A) 149750-01-000 Receiver-Infrared  
(B) 149750-02-000 Cable-Receiver, IR  
(C) 147190-03-000 Cable, 22" f/Sirius



**IR Transmitter**

149750-03-000 IR Transmitter



**Satellite Radio Cover Wire**

153474-01-11A Cover-Wire, Satellite Radio





### Module

149750-04-000 Module, Interface



### Audiovox AWM-930 Wallmount AM/FM Stereo w/CD Player

AWM-930 features bass/treble, A/B speaker outputs, auxiliary input function, locking power/speaker connector, clock/alarm, external fuse holder, alarm defect switch, 6 station presets, CD functions, headphone stereo jack. 10-7/16"W x 7-1/2"H x 3-1/8"D. 3.75 lbs.

133307-02-000 AM/FM Stereo w/CD, Wallmount  
Audiovox AWM-930



### Visteon CD Receiver

12 FM/6 AM presets, 24 watts RMS, fully electronic tuning w/seek and scan, 6-disc radio controlled CD changer compatible, single disc CD player. 7-3/8"W x 4"H.

136543-01-000 Radio-AM/FM CD



### AWM960 Wallmount Stereo

The Jensen AWM960 Wallmount Stereo with AM/FM/CD and DVD player features 12 V. DC power, US/Euro AM/FM tuner, plays CD, CD-R/CD-RW, MP3, DVD, and DVD+/-RW, fully suspended slot-type DVD mechanism, auxiliary audio/video input, programmable station presets, preset scan, automatic memory storage, blue backlit controls/display, auto-dimming display, alarm clock, wireless remote included, external IR repeater input, headphone output, audio mute, independent speaker output selection switches, 12-pin/4-pin locking connector.

163031-01-01A Radio-Wallmount-DVD/CD  
w/Alarm  
163031-01-700 Remote



### Wallmount Radio

Magnadyne wallmount radio with DVD/cassette features AM/FM stereo receiver with 18 FM/12 AM programmable station recall button, automatic station memory, manual tuning and seek tuning, sleep timer, mute, IR remote control, plays music CD's, CD-R, and CD-RW's, 10-second track intro feature, random play control, manual skip, 4 level fast forward and fast reverse, on-screen display, parental control, electronic volume control, electronic bass/treble and balance controls, 5 watts per channel output, 20 watts total power. Auxiliary input for an additional sound or video source, clock, display lighting dimmer.

151976-01-000 Radio-Wallmount, DVD/Cassette  
(Vertical Mount)



### Sony DVD/VCR Combo SLV-D360P

SLV-D360P features combination DVD/VCR, progressive output for DVD w/3-2 pulldown, DVD, DVD-RW, DVD-RW/R playback, CD, SVCD, VCD, CD-R/RW and MP3 playback, multi brand TV remote control, S-VHS quasi: playback, auto head cleaner, plug & play for easy set-up, auto clock set. 40 watt. 17" W x 3-3/8" H x 11" D.

146396-04-000 DVD/VCR Player-Sony SLV-D360P



### RCA DVD/VCR DRC6350N

The RCA DRC6350N features a single DVD/VCR combo with progressive scan, coaxial digital audio output, front A/V input system, unified TV/DVD/VCR remote control, 4-head HiFi stereo VCR. Plays DVD-R/RW, DVD+R/RW, CD, CD-R/RW, VCD, DVD-RW, MP3. 16.8" W x 3" H x 10" D. 4 lbs.

145641-05-000 DVD/VCR Player, DRC6350N



### NESA Vision DVD-1002 In-Dash DVD Player

NESA Vision DVD-1002 in-dash DVD player features DVD, SVCD, VCD, CD-R/RW, MP3, DVCD compatible, anti-shock and anti-moisture mechanism, full function remote control, external remote sensor included, slot-type DVD, last scene memory.

160603-01-000 DVD Player-Horizontal Mount 12V.,  
Black, NESA-100z  
160603-01-700 Remote  
160603-01-701 Remote Sensor



### Memorex MCD2023 DVD Player

Memorex MVD2023 progressive scan DVD player with LED display, format compatibility DVD, VCD, CD player with built-in MP3 decoder, audio CD, CD-R/RW, MP3 CD, and picture CD playback display, multi-colored LED display, progressive scan output, dolby digital output, on-screen graphical user interface, 16:9/4:3 picture select, slow motion function (1/2-1/4-1/8-1/16) F.B./F.F. play function (x2-x4-x8-x16 speed) multi-angle menu, zoom function, component output, s-video input. Dimensions: 10.2" W x 8.5" D x 1.7" H.

164584-01-000 DVD/MP3 Player-Progressive Scan  
Memorex MVD2023



### DV352 DVD Player

Front load DVD player, slot type drive, front and rear AV jacks, LCD display, blue backlit buttons, full operational control from front panel, Dolby digital sound, IR remote control included, 12 volt operation.

158778-01-000 DVD Player-Slot In, 12 V., Jensen  
DV352WIN  
158778-02-000 DVD Player-Vertical Mount, 12 V.,  
Jensen DV352 VMWIN  
158778-01-700 Remote  
158778-02-700 Remote



**RCA DVD/VCR  
Home Theater Combo**

The RCA RTD300R features a HiFi VHS VCR deck with tuner together with a DVD player are built in this compact receiver. DTS, Dolby Digital, DPLII, MP3 format, DVD, CD, CD-R, CD-RW playback, progressive scan, component video output, optical in and out. 30 station presets. Speakers and subwoofer not included.

- 150089-01-000 DVD/VCR Player-RCA w/Receiver/Remote/Wires
- 150089-01-700 Remote

**DVD Bracket**

- 143676-04-02B Bracket Asm.-DVD
- 143676-03-02B Bracket Asm.-DVD
- 158807-01-02B Bracket-DVD
- 159773-01-02B Bracket-DVD



**Memorex STS2891-R DVD  
Home Theater w/o Speakers**

The Memorex STS2891-R plays DVD, CD, JPEG file, CD-R and CD-RW disc. Other features are repeat, program and resume playback. Language, sub-title, multi-angle selection, various OSD languages available, screen format normal/wide, video system-NTSC only. Radio features: AM/FM PLL radio, auto/manual station search, preset memory station. Front panel: LCD display with backlight, control keys, USB port, 3.5 mm audio in jack. Rear panel: Speakers terminals, coaxial digital out, RCA AV-Out, RCA AV-In. 150 watts of power output. AC 120V, 60 Hz. 13.8" W x 12.02" D x 2.48" H.

- 164270-01-000 DVD-Home Theater w/o Speakers



**Mobile Theatre System**

From the moment you turn on the MOBILE THEATRE SYSTEM, you won't want to turn it off. This outrageous AV System will leave your senses tingling. What you hear is simulated surround sound, but we bet you can't tell the difference. The sound is rich and full and engineered to fill the cabin whether you're watching a video tape or cranking your favorite tune.

- 124881-01-000 Amplifier-Audio
- 124883-02-000 Speaker-Cube, Assembly w/Brackets (Shown w/o)
- 124883-03-000 Speaker Cube w/o Case
- 124884-01-000 Speaker-6x9, Sub-woofer
- 124885-01-000 Grill-Speaker-6x9, Sub-woofer
- 126387-01-000 Bracket-Speaker Mounting
- 124883-04-000 Speaker Grille, Cube
- 124882-11-000 Wire Asm.-Amplifier



**DVD Home Theater  
Sony DAVDZ120W**

Sony DAVDZ120W features 850 watt single disc AM/FM receiver, plays DVD/DVD-RW/CD/CD-R/CD-RW/MP3 super audio CD player, fully digital amplified receiver, subwoofer output - 140 watts x 1 @ 3 ohm, Dolby Digital, dts, Dolby Pro Logic decoding II, MP3 playback, progressive scan output 480P, magnetically shielded speakers, movie/music mode. Remote commander. Power requirements AC 120V, 60 Hz. 1 audio input, 1 composite video output, 1 component video output, 1 s-video output, headphone jack. 17" W x 2.17" H x 14.17" D.

- 165199-01-000 DVD Home Theater w/2 Speakers



**Sony DAV-S500**

- 140626-01-000 Stereo System, Sony DAV-S500 (Pce. Parts Only)
- 140626-01-702 Cube (Speaker) Rear (3 Speakers, Silver, Gray)
- 140626-01-704 Remote
- 140626-01-705 Antenna/FM
- 140626-01-706 Antenna/AM
- 140626-01-707 Knob/Volume



**Connector/RCA**

- 140262-01-000 Connector/RCA, M-F 90 Degrees



**Wire Asm. Pin**

- 081059-02-000 Wire Asm. 9 Pin




**Monitor Cable**

- 148112-01-000 Cable-Monitor, Sony Aux.



**Relay Radio/TV**

- 115539-01-000 Relay-Radio/TV Speaker, Switch



**Radio Adapter f/Power Speakers**

114365-02-000 Adapter-Radio, Power Speakers



**Headphone Stereo**

160932-01-000 Headphone-Stereo w/8' Cord/In-Line Volume Control



**Speaker Volume Control**

133089-01-000 Control-Volume, Speaker

(A)



(B)



**Amplifier**

(A) 147139-01-000 Amplifier-Stereo-2 Channel  
(B) 147139-02-000 Wire-Stereo Kit



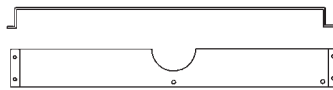
**Speaker 5.25"**

4 ohm, 15 watt.  
094097-01-000 Speaker



**Grille & Spacer**

089340-02-000 Grille,  
6.5" Square w/Cloth  
089340-03-000 Spacer Tin



**Bracket Cover**

158886-01-02B Bracket/Cover Speaker



(A)

(B)



(C)

**Speaker Cube**

(A) 148026-01-01A Speaker Cube w/Fixed Bracket, Silver  
(B) 148026-02-01A Speaker Grille Cube, Silver  
(C) 148026-03-01A Speaker Cube w/o Case



**Speaker Grille**

139111-01-02A Grille-Metal Mesh, 6" Round, Glacier



**Speaker Cube**

124883-02-000 Speaker Cube w/Bracket, Black



**Grille Speaker**

159430-01-02A Grille Speaker, 6" Round-Black




**Speaker Grille**

124883-04-000 Speaker Grille, Cube



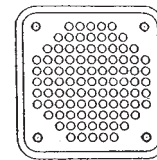
**Speaker Grille**

Fits 5.25" speakers.  
074014-01-000 Black




**4x6 Speaker**

110469-01-000 Speaker 4x6 Oval, 25 Watt, 4 OHM Black



**Speaker Grille**

093214-01-01A Grille-Speaker 4", Black  
093214-01-03A Grille-Speaker 4", Glacier  
093214-01-04A Grille-Speaker, 4" Riverstone  
093214-01-05A Grille-Speaker 4" Cashmere  
093214-01-06A Grille-Speaker 4" Briarwood  
093214-01-07A Grille-Speaker 4" Camel  
093214-01-08A Grille-Speaker 4" Saddle



**Speaker Grille**

151844-01-01A Grille-Speaker, 6"x9", Sub Woofer, Black



**4x6 Speaker Grille**

110470-01-01A Grille Speaker, 4x6 Oval Black



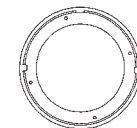
**Speaker**

160867-01-01A Speaker-Round/Ceiling-Cream, Magnadyne LS3EYC-WN



**Speaker**

150090-01-000 Speaker, 6"x9", Subwoofer



**Speaker**

160868-02-01A Speaker-Grille, Round Silver-LSISM-GS

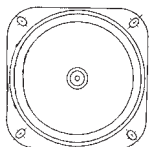


# ELECTRICAL



## Speaker Grille

151569-01-01A Grille-Speaker, 6"x9", Subwoofer, Black



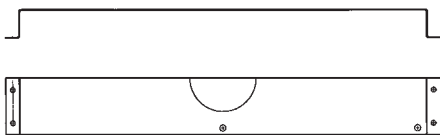
## Speaker 4"

098819-01-000 Speaker 4", 2 Watt, 8 OHM



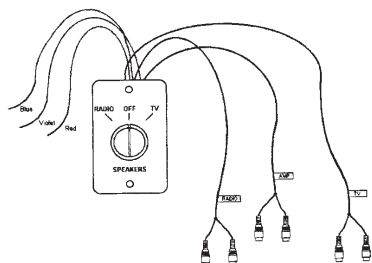
## Speaker

160868-01-01A Speaker-Round, w/o Case, Black



## Bracket/Cover Speaker

158886-02-02B Bracket Cover, Speaker



## Audio Switch

119494-01-000 Switch-Audio Radio/TV



## Bracket

158885-01-02B Bracket/Mount, Speaker/TV Mount



## Bracket

158885-02-02B Bracket/Mount, Speaker/TV Mount



## Filter-Ground Loop

165161-01-000 Filter-Ground Loop/Video

## Cable

148591-01-000 Cable-RCA Male/RCA Male



## Cable

136860-01-000 Cable-RCA, 3 Male to 12 F Male Connector

136860-02-000 Cable-RCA, 3 Male to 50 F Male Connector

136860-03-000 Cable-RCA Shielded, 3 Male To Male Connectors-6'

136860-04-000 Cable-RCA Shielded, 3 Male to Male Connectors, 20'



## Cable

117420-01-000 Cable-RCA, Male-Male, 1 ft.

117420-02-000 Cable-RCA, Male-Male, 4 ft.

117420-03-000 Cable-RCA, Male-Male, 20 ft.


117420-04-000 Cable-RCA, Male-Male, 50 ft.

117420-05-000 Cable-RCA, Male-Male, 10 ft.



## Cable

155845-01-000 Cable-RCA, 12' - 3 RCA Male Connectors, Both Ends



## Shaft Extenders

109889-02-000 Shaft Extender, 2.1"

109889-04-000 Shaft Extender, 3.7"

109889-05-000 Shaft Extender 3"



## Amplifier Wire Assembly

124882-07-000 Wire Asm.-Amplifier, Stereo

124882-03-000 Wire Asm.-Amplifier

124882-09-000 Wire Asm.-Surround

124882-08-000 Wire Asm.-Amp, Surround

124882-11-000 Wire Asm. Amp., Surround



## Radio Wire Adapter

133877-01-000 Wire Assembly-Radio Adapter



## Filter-Ground Loop

123324-01-000 Filter-Ground Loop



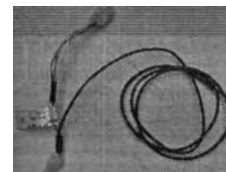
## Noise Filter

155634-01-000 Filter-Noise f/Alternator Radio Noise



## Noise Filter

128074-02-000 Filter-Noise, 12V D.C. 2/Plugs



## Noise Filter, Radio Input

143077-01-000 Filter-Noise, Radio Input



**Noise Filter**

144215-01-703 Filter-Noise



**Noise Filter**

136053-01-000 Filter-Noise, Audio



**12 Volt Receptacle**

132958-01-000 Receptacle, 12 Volt



**Radio Antenna w/Holder**

15" contracted, 42" extended, 4' lead wire.

077069-01-000 Antenna

077069-02-000 8' Extension Cable



**16" Rubber Radio Antenna**

With 72" lead.

090944-01-000 Rubber Radio Antenna



**Antenna**

090944-02-000 Antenna-Radio, 16" w/o Lead Wire



**Antenna Cable Asm.**

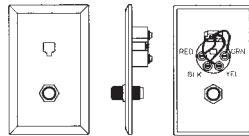
090944-03-000 Cable Asm.-Antenna



**CB Antenna**


123256-01-000 Antenna-CB, w/o Cable

123256-02-000 Cable-CB, Coax




**Telephone/Coax Wall Plate**

130686-01-01A Plate-Wall, Telephone/Coax-White



**Wall Plate**

149557-01-01A Plate/Wall-Phone, Dual Coaxial/Vertical, White




**Wall Plate**

149557-02-01A Plate/Wall-Phone, Dual Coaxial/Horizontal, White



**Wall Plate**

149557-03-01A Plate/Wall-Triple Coaxial/Horizontal




**Wall Plate**

149557-04-01A Plate/Wall-Triple Coaxial/Horizontal



**Wall Plate**

149557-05-01A Plate/Wall-Dual Coaxial/Horizontal, White



**Wall Plate**


086777-01-000 Wall Plate/TV Cable w/Antenna Switch/Booster-2 TV, Ivory

086777-02-000 Wall Plate/TV Cable w/Antenna Switch/Booster-2 TV, Black



**Wall Plate**

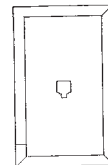
076319-09-000 Wall Plate Receptacle Black Single (Ivory Shown)



**TV Power Controller**

The RL-1003 is designed to allow motor home manufactures to comply with vehicle codes which state that a working television must not be in direct view of the driver. The PowerTek RL-1003 has a 12 volt relay connected to the ignition circuit of the motor home. When the ignition is off, the relay is off, connecting 120 VAC to the outlet, hence the television. When the ignition is on, the relay turns on, disconnecting the 120 VAC from the television.

156676-01-000 Controller/Outlet-Power/TV-Auto Shut Off w/Ignition



**Telephone Wall Plate**

093253-01-02A Plate-Wall, Telephone, Brown

093253-01-03A Plate-Wall, Telephone, White



**Wall Plate**

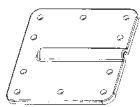
076319-27-000 Wall Plate Receptacle, White

**Roof Plate**

076319-06-000 Adapter Cable Roof Plate

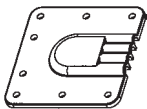


# ELECTRICAL



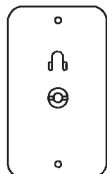
## Roof Plate

146488-01-000 Plate-Roof-Cable, Entry



## Roof Plate

146488-03-000 Plate-Roof, Cable Entry, Quad

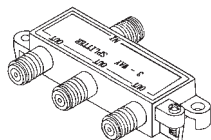
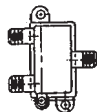


## Headphone Jack Plate

160931-01-000 Plate/Jack-Headphone 1/8" Stereo

## 2-Way Splitter

086756-01-000 2-Way Splitter



## TV Splitter

086756-02-000 Splitter-TV, 3-Way



## Coaxial Connector

076319-12-000 Coaxial Connector One Pc.



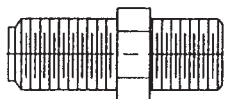
## Coaxial Connector

145171-01-000 Connector Coaxial



## Coaxial Cable

145210-01-000 75 OHM

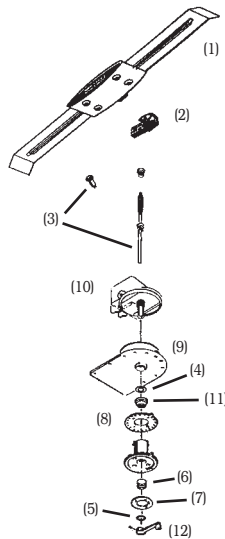


## TV Adapter

082134-01-000 Adapter-TV, Cable to Cable

## Winegard TV Antennas

076319-25-000 Kit-Hardware, Interior  
076319-23-000 Antenna-TV Roof, 44.5" Mast  
076319-24-000 Antenna-TV Roof, 25.5" Mast



## Parts for 44.5" Winegard

- (1) 076319-01-700 RVSA Sensor Antenna
  - (2) 076319-01-701 Elevating Gear
  - (3) 076319-01-702 Shaft Elevating Assembly
  - (4) 076319-01-704 Bearing-Nylon, 1.25" OD
  - (5) 076319-01-705 Grommet-Nylon, 7/8" ID
  - (6) 076319-01-707 Spring-Handle
  - (7) 076319-01-708 Decal-Crank
  - 076319-01-711 Base & Lift Asm. (not shown)
  - (8) 076319-01-712 Plate-Ceiling, Directional
  - (9) 076319-01-713 Plate-Base, Steel
  - (10) 076319-01-714 Housing, Rotating Gear
  - (11) 076319-01-715 Nut (Gear Housing)
  - 120233-01-709 Washer-Nylon (not shown)
  - (12) 120233-01-710 Handle-Crank
  - (13) 076319-01-706 Handle-Crank w/Set Screw
- 076319-25-000 Kit-Hardware, Interior (Kit includes spring, ceiling plate, handle directional, handle-up antenna/down antenna)



## Sony Rear Vision System Cables

093041-01-000 Cable for Monitor Internal, 65.6"  
093041-02-000 Cable for Monitor External, 65'

For specific Winnebago/Itasca applications, call for more information.



## Monitor

156442-03-01A Monitor/Color, 5.6"/LCD w/Audio, Plastic Pod Mount, Tan, Black  
136514-08-000 Cable-Monitor/Camera, 50'



## Monitor


156442-02-01A Color Monitor/LCD, 5.6", No Audio-Plas. Pod Mount-Tan/Blk.



## Monitor

156930-02-01A Monitor/LCD, 5.6" No Audio, Plastic Pod Mount, Tan





**Sony VCB-62MH  
Color Rear Monitor**

Excellent picture quality with increased brightness, contrast ratio and resolution. True view prospective with 16:9 camera and monitor. Increased camera viewing angle of 95° vertical and 120° horizontal. Built in camera switching for left and right camera. A/V input for navigation and A/V output for second monitor. Automatic on in standby mode when reverse gear engaged or turn signal engaged. Screen size of 6.2". Dimensions: 8"W x 6"H x 2-1/2"D. Input/Output connectors: Camera inputs: 6-pin connector x 3, output: A/V RCA connector x 1, input: A/V RCA connector x 1, audio: speaker out x 1.


160313-01-000 Monitor/Rear, Color VCB-62MH  
160313-02-000 Wire-Monitor, 12V Color, Sony VM-HRN62W



**Sony VCB-V2MH  
Color Rear Camera**

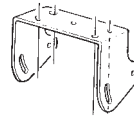
The Sony color rear camera features hydrophilic film coating on the outer glass to allow water run off on the glass surface. High contrast capability, accurate color reproduction. 16:9 format, 3.62"W x 1.61"H x 2.2"D, 0.6 lbs. Input/Output connector: 6 pin lock type.

160313-03-000 Camera/Rear-Color w/Bracket, Sony VCB-RV2MH



**Rear Camera**

093040-09-000 Camera-Rearview w/Bracket  
*also order 096717(03-04) Wire "per built date"/aftermarket installation order cable 093041-02-000*



**To make a complete system order:**  
(1) 093040-06-000 Wire Asm.-Monitor, (for non-prewired aftermarket installation)  
(1) 093041-02-000 Cable, Monitor/Camera, External, 65 ft.

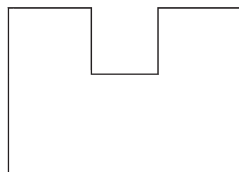
**Available replacement parts:**  
093040-06-000 Wire Asm. Monitor (For non-prewired aftermarket installation)  
093041-01-000 Cable, Monitor/Camera, Internal (Contact Parts Administrator when ordering)  
093041-02-000 Cable, Monitor/Camera, External, 65'

For Pre-1993 model year order 093040-06-000 Wire Asm.

If built after 10/28/98, order 096717-04-000 Wire Asm. Rear Monitor, Upper

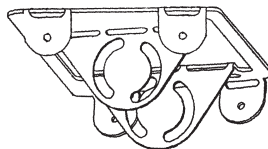
Late model '94 & up "G" are pre-wired (Parts Bulletin #108), if for older coaches, order 093040-06-000 and 093041-02-000.

When ordering for a Vectra or Luxor ref. "M07596 for additional audio.



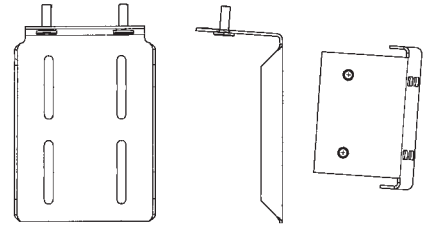
**Monitor Bracket**

160883-01-02B Bracket-Monitor



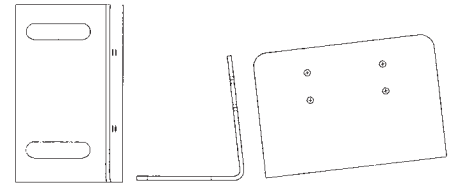
**Camera Bracket**

149227-01-02B Bracket-Camera



**Camera Bracket**

152021-02-02B Bracket/Mount Camera w/4 Slots



**Camera Bracket**

152022-01-02B Bracket/Mount Camera w/2 Slots



**Camera Switching System  
& Side Cameras**

Allows you to view side blind spots by depressing turn signal lever. There are 3 camera inputs (rear, left, right) turn signal activation, reverse override.

156655-01-000 Switch Box-Video Camera, Turn Signal Activated



156655-04-000 Cable-Monitor/Camera-15' (Side Camera)

157160-01-01A Gasket-Camera/Side Mount

156655-05-01A Camera-Rear

View/Pass. Side, White 16x9

156655-06-01A Camera-Rear

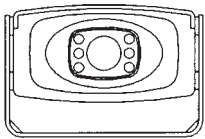
View/Driver Side, White 16x9





**Camera**

156655-07-01A Camera-Rear View Passenger Side, Black  
 156655-08-01A Camera-Rear View, Driver Side, Black



**Camera - Rear View**

Compact design, wide view angles, rugged, waterproof die-cast metal housing, polar-white powder-coat finish, built-in microphone, 12 VDC, 270,000 pixels. Black & white. 2-11/16"W x 1-5/8"H x 2-1/2"D.

144677-04-000 Camera-Rear View w/Bracket, VBSC150

**Camera Cable:**

Single, multi-conductor jacketed cable for all camera circuits, oil/grease/gas resistant, 20 meters long and UV stable.

136514-02-000 Cable-Monitor/Camera



136514-04-700 Adapter/Pigtail Junction Box to Monitor/Camera Cable (For Second Camera Addition Only) (Shown)  
 136514-04-701 Sunshield-Monitor, 6.8" Flat Panel/Rearview, #681 Only

*\* Must order the 144677-04-000 & 136514-02-000 for complete installation.*



**AOM711 Monitor**

The Voyager® AOM711 wide format monitor is highly effective in helping drivers back up lanes, pull into traffic, and make turns. This monitor provides users with two camera inputs to allow images from up to two Voyager® observation cameras - such as rear, side body, and cameras - to be seen by the driver. The AOM711 is highly durable and is made with an anti-glare/anti-scratch protective lens. As with all Voyager® equipment, the new monitor is specially designed, built, and tested to withstand mobile conditions such as vibrations, condensation, electrostatic discharge, temperature fluctuations. 7" wide format, high performance color LCD panel, back-lit controls, integrated audio speaker, NTSC and PAL video signal compatible, two camera (A/V) inputs. Manual (push button) or automatic (trigger) source selection. Auto power on (standby), auto/manual day/night brightness modes. On screen display (OSD) for AV source, picture adjustment and volume level, OSD programmable source name and distance markers. Non-volatile memory for picture and volume adjustments settings. Removable sunvisor included. Size: 7.5" W x 5" x .75" D.

136514-07-000 Television System - Rear View, 7", AOM711WIN



(A)


**Plug Asm.**

(A) 114870-01-000 Plug Asm., 3.5mm Audio w/Leads, 5'

(B) 114870-02-000 Plug Asm., 3.5 mm Audio w/Leads, 6" Lead



(B)



**Rear View System**

**Monitor:**

This monitor has soft touch backlit buttons for operations at night, audio, separate day/night contrast and brightness button, volume control. The AOM78WIN monitor is 5.91"H x 7.8"W x 8.75"D.

144677-01-000 Monitor-Rear View, 7" ASA AOM78WIN Black/White (Pce. Parts Only)

136514-02-000 Cable/Monitor-Camera (f/Aftermarket Use Only)

**Camera:**

The camera features are high resolution (270 pixels) solid state image sensor, die cast aluminum housing, microphone, waterproof, led assisted illuminator, electric iris, viewing angles 120 degree, 72 degrees vertical, 96 degrees horizontal. 2.2"H x 4"W x 2.2"D.

144677-03-000 Wire Asm.-Monitor, Power

144677-04-000 Camera-Rearview, B/W w/Bracket, VBSC150

144677-06-000 Monitor/Black & White-7"-3 Pin



144677-07-000 Wire-Monitor-Pwr., 3-Pin to 6-Pin (3-Wire)

144677-10-700 Housing/Camera RT/LT-White

144677-10-701 Housing/Camera RT/LT-Primed



144677-08-000 Monitor/Black & White, 7" w/o Side Cameras/Wire Asm./Cable

144677-09-000 Wire-Monitor-Power 3 Pin/2 Pin

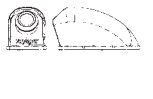
144677-10-01A Camera-Rear View Wall Mount/Right, Brt. White. (Shown)

144677-10-02A Camera-Rear View Wall Mount/Right, Primed



144677-11-01A Camera-Rear View Wall Mount/Left, Brt. White.

144677-11-02A Camera-Rear View Wall Mount/Left, Primed

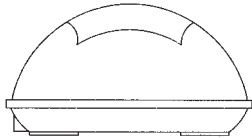


144677-12-000 Cable-Monitor/Camera 12'

144677-13-000 Cable-Monitor, Trip Tek Adapter f/Trip Tek Only

144677-10-703 Screw Cover, w/Screws, Primed

144677-14-02A Camera-Rear View w/Bracket, Black



**Satellite Antenna**

163598-01-01A Antenna/Satellite-Dish In Dome/Automatic, White  
 163598-01-02A Antenna/Satellite-Dish In Dome/Automatic, Black



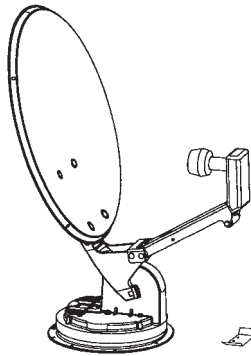
163598-02-000 Switch/Control, Satellite



163598-03-000 Cable-Satellite Control

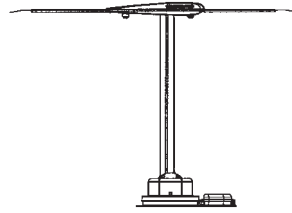


163598-04-000 Cable/Coax, Satellite 9"




**Winegard WI-DM54**

137135-05-000 Antenna-Satellite DSS w/Sensor  
 120233-01-714 Clip-E  
 120233-01-737 Ceiling Plate Kit, Interior w/Direct Wheel/Hdle.  
 120233-01-721 Handle-Crank-Foldup w/Spring  
 120233-04-703 Kit-Directional Handle Upgrade  
 137135-01-703 Kit-Elevation Shaft f/Manual System  
 137135-01-704 Pin-1/4" x 3.25"  
 137135-01-708 Turret  
 137135-01-710 Plate-Rotate Limit  
 137135-01-712 Bearing-Outer  
 137135-01-713 Turret Base  
 137135-01-714 Gear-Elevating Shaft  
 137135-01-715 Bearing-Inner  
 137135-01-717 Bolt-Flat Head  
 137135-01-719 Bracket-Pivot  
 137135-01-722 Clamp



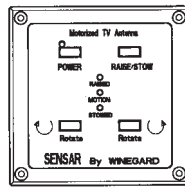
**Antenna**

158270-01-01A Antenna-TV Power Lift, Gray/Black



**Antenna Wire Asm.**

158270-02-000 Wire Asm.-Antenna, Data 25'



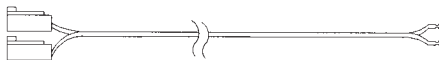
**Wallplate**

158270-03-01A Wallplate-Antenna Control, Black



**Sirius Radio Satellite**

147190-01-000 Antenna-Satellite-Radio/Sirius-w/Ground Plane Plate, 6" Lead  
 147190-02-000 Cable/Satellite Antenna-Radio Sirius, 22 ft.



**Antenna Cable**

147190-03-000 Cable-Antenna, Sat. Radio Sirius, 22' w/o Radio End Connector

**Monitor Wire**

(Not Shown)

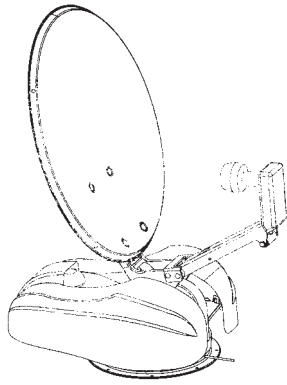
143545-02-000 Wire Asm.-Rear Monitor, Color



**Satellite Dish**

137135-02-000 Antenna-Satellite-DSS w/Sensor, WI-DM04  
 120233-01-704 Dial-Directional  
 120233-01-714 Clip-E  
 120233-01-737 Plate/Int.w/Directional Handle  
 137135-01-700 Roof Wedge w/Gasket  
 137135-01-701 Connector F-Male to Male  
 137135-01-704 Pin-1/4" x 3.25"  
 137135-01-710 Plate-Rotate Limit  
 137135-01-712 Bearing-Outer  
 137135-01-713 Turret Base  
 137135-01-714 Gear-Elevating Shaft  
 137135-01-715 Bearing-Inner  
 137135-01-716 Hub  
 137135-01-717 Bolt-Flat Head  
 137135-01-718 Reflector/White 46 cm w/Hdwe.  
 137135-01-719 Bracket-Pivot  
 137135-01-722 Clamp  
 137135-02-700 De-Sensor  
 137135-02-701 Box-Surface Mount  
 137135-02-703 Low Noise Block Filter  
 137135-03-000 Wire Asm. Digital Elev. Sensor  
 137135-04-000 Wire Asm. Power Digital Elev. Sensor  
 120233-04-700 Wall Plate/Cable Kit-Wall Plate w/White Buttons  
 120233-04-703 Kit/Directional Handle Upgrade  
 141454-01-700 Kit-Elevation Shaft w/Gears & Spring f/Automatic System  
 120233-01-721 Handle/Crank Fold-up w/Spring  
 137135-01-703 Kit-Elevation Shaft f/Manual System





**Automatic Satellite Antenna**

- 141454-03-01A Antenna-Satellite, Automatic AS-2053 (Pce. Parts Only)
- 141454-04-000 Wire Asm.-Satellite, Automatic
- 120233-01-714 Clip-E
- 137135-01-704 Pin-1/4" x 3.25"
- 137135-01-712 Bearing-Outer
- 137135-01-713 Turret Base
- 137135-01-714 Gear-Elevating Shaft
- 137135-01-715 Bearing-Inner
- 137135-01-718 Reflector/White-46 cm w/Hdwe.
- 137135-01-719 Bracket-Pivot
- 137135-01-722 Clamp
- 137135-01-723 Support/Frame-Backup-w/Hdwe.
- 137135-02-703 Low Noise Block Filter
- 141454-01-700 Kit Elev-Shaft/Gears/Spring
- 141454-01-701 Kit-Gear/Motor-Gear/Rotate
- 141454-01-702 Housing/Electronics-Upper
- 141454-01-703 Housing/Electronics-Lower
- 141454-01-704 Kit Lift Assembly Complete
- 141454-01-705 Housing-Motor
- 141454-01-706 Gasket-Motor Housing
- 141454-01-709 Gasket
- 141454-01-712 Gear-Rotate
- 141454-03-700 Motor (Azimuth)
- 141454-03-701 Motor (Elevation)
- 141454-03-702 Circuit Board
- 141454-03-703 Control Panel w/Box
- 120233-04-703 Kit-Directional Handle Upgrade



**GPS Navigation System**

The NVE-N872A is designed to make it easier for you to find destinations, and provide you information that you need. A friendly graphical user interface makes operating your navigation system easier than ever. With new intelligent maps, useful points of interest, built-in Zagat survey A® guide, and real time satellite traffic ready, this system will be useful for you on an everyday basis. Now you can find your destination, and so much more!  
7.8" W x 1.9" H x 6.9" D.


137424-08-000 GPS-Navigation System w/DVD Divit/Maps/GPS Ant./Wire Harness



**Monitor/LCD Color**

The TME-M740BT is the ideal stand alone monitor to fit your needs. This 7-inch monitor boasts 1.15 million pixels for excellent image quality and viewing angles with a 16:9 image aspect ratio. It's also equipped with touch screen display for convenience. With built-in Bluetooth compatibility you can get on-screen touch control of your Bluetooth enabled cell phone. Built-in microphone. 1 A/V input, 1 A/V output. Dedicated camera input with reverse sensor.

- 137424-09-000 Monitor/LCD-Color, 7" Alpine TME-M740BT
- 137424-10-000 Cable/Adapter-Audio/Video-GPS




**Satellite**

- 680301-29-000 Satellite, Dome In-Motion, White
- 680301-29-001 Satellite, Dome In-Motion, Black




**Camera Cable**

143591-08-000 Cable-Camera Interface f/Black & White Monitor



**Wall Lamp**

119258-58-01A Lamp-Wall w/Glass Shade w/o Bulbs UL/CSA, Satin Nickel  
067479-01-000 Bulb, #1076



**Wall Lamp**

119258-61-01A Lamp-Wall w/o Shade/Bulbs - UL/CSA, Antique Bronze  
117805-01-000 Bulb, #921



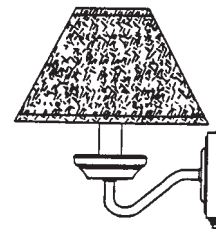
**Wall Lamp**

119258-60-01A Lamp-Wall w/o Shade/Bulbs - UL/CSA, Satin Nickel  
117805-01-000 Bulb, #921



**Wall Lamp**

119258-59-01A Lamp-Wall w/Glass Shade, w/o Bulbs, Antique Brass  
067479-01-000 Bulb, #1076



**Wall Lamp**

119258-17-01A Lamp-Wall, Brass  
067479-01-000 Bulb-12V #1076

*Shade dimensions are across the top, top to bottom and across the bottom of the shade. Shades are sold separately.*



**Wall Lamp**

119258-18-01A Lamp-Wall, Brass  
067479-01-000 Bulb-12V #1076



**Wall Lamp**

119258-35-02A Wall Lamp, Brass/Nickel  
119258-35-03A Wall-Lamp, Satin Nickel  
119258-35-04A Wall Lamp, Bronze  
117805-01-000 Bulb #921F  
117805-02-000 Bulb #921



**Wall Lamp**

119258-36-01A Wall Lamp, Brass  
119257-17-01A Shade, Rectangular, Whisper  
Chablis, 4" x 5-1/2" x 8"  
067479-01-000 Bulb #1076



**Wall Lamp**

119258-37-01A Wall Lamp, Brass  
119258-37-02A Wall Lamp, Brass/Nickel  
119258-37-03A Wall Lamp, Satin Nickel  
119258-37-04A Wall Lamp, Bronze  
119257-18-01A Shade, Parchment, 2-1/2" x 3-1/2"  
067479-01-000 Bulb #1076




**Wall Lamp**

119258-44-01A Lamp-Wall, Satin Nickel  
117805-02-000 Bulb - #921



**Wall Lamp**

119258-53-01A Lamp-Wall,  
UL/CSA, Brushed Nickel  
067479-01-000 Bulb #1076



**Wall Lamp**

119258-48-01A Lamp-Wall, Brushed Chrome  
067479-01-000 Bulb-#1076




**Wall Lamp**

119258-39-01A Lamp-Wall, Brass  
065201-09-000 Shade-Lamp-Parchment 4.1" x 6.1"  
x 7.1"  
117805-02-000 Bulb - #921



**Wall Lamp**

119258-45-01A Lamp-Wall, Satin Nickel  
067479-01-000 Bulb #1076, 12V  
119258-01-704 Finial (Ball) Satin Nickel




**Wall Lamp**

119258-51-01A Lamp-Wall w/Glass Shade, Antique  
Nickel  
067479-01-000 Bulb-#1076



**Wall Lamp**

119258-57-01A Lamp-Wall,  
w/Glass Shade/Switch, CSA,  
Nickel  
117805-02-000 Bulb-#921



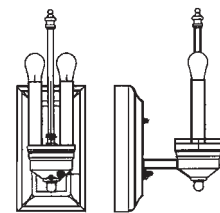
**Wall Lamp**

119258-52-01A Lamp-Wall, Nickel  
119257-24-01A Shade-Lamp, Square, B/W, 4-5/8"  
x 4-5/8"  
067479-01-000 Bulb #1076



**Wall Lamp**

119258-55-01A Lamp-Wall, UL/CSA,  
Brushed Nickel  
067479-01-000 Bulb #1076



**Wall Lamp**

119258-56-01A Lamp-Wall, Brushed Nickel  
067479-01-000 Bulb-#1076

*Shade dimensions are across the top, top to bottom and across the bottom of the shade. Shades are sold separately.*



**Wall Lamp**

119258-43-01A Lamp-Wall, Brass (Glass included)  
117805-02-000 Bulb - #921  
117805-01-000 Bulb - #921F



(A) (B) (C)

**Finial**

(A) 119258-01-700 Finial (Pyramid)  
(B) 119258-01-701 Finial (Flat Top)  
(C) 119258-01-702 Finial (Globe)



**Finial**

093575-33-700 Finial-Moonball-Brass  
093575-33-702 Finial-Moonball-Nickel  
093575-33-701 Glass (White Swirl) w/ Ind. Hole (Not Shown)



**Ceiling Light**

093575-37-01A Light-Ceiling/Double, Satin Nickel/Brass  
117805-02-000 Bulb #921



**Ceiling Light**

093575-23-01A Ceiling Light, Double-Brass  
093575-23-03A Ceiling Light, Double-Satin Nickel  
093575-23-04A Ceiling Light, Double Bronze  
117805-01-000 Bulb #921F  
117805-02-000 Bulb #921




**Ceiling Light**

093575-48-01A Light-Ceiling/Oval w/Switch, Nickel  
117805-02-000 Bulb #921



**Ceiling Light**

093575-38-01A Light-Ceiling/Double, Satin Nickel/Brass  
117805-02-000 Bulb #921



**Ceiling Light**

093575-45-01A Light-Ceiling/Double, Nickel  
067479-01-000 Bulb #1076



**Ceiling Light**

093575-50-01A Light-Ceiling/Double w/Globes, Antique Nickel  
067479-01-000 Bulb #1076




**Ceiling Light**

093575-46-01A Light-Ceiling/Double, Brushed Nickel, w/Globes  
117805-02-000 Bulb #921  
093575-46-700 Globe



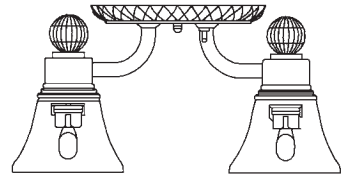
**Ceiling Light**

093575-30-01A Light-Ceiling, Round, Brass  
117805-02-000 Bulb, #921



**Ceiling Light**

093575-44-01A Light-Ceiling, Dbl. w/Globes, Antique Nickel  
067479-01-000 Bulb-#1076  
157382-01-700 Globe



**Ceiling Light**

093575-47-01A Light-Ceiling/Double-Brushed Nickel  
117805-02-000 Bulb #921



**Ceiling Light**

093575-49-01A Light-Ceiling/Double, Satin Nickel  
067479-01-000 Bulb #1076


*Shade dimensions are across the top, top to bottom and across the bottom of the shade. Shades are sold separately.*





**Ceiling Light**

093575-27-01A Light-Ceiling, Round-Brass (Glass included)  
 093575-27-02A Light-Ceiling, Round-Satin Nickel  
 093575-27-03A Light-Ceiling, Round-Bronze  
 117805-02-000 Bulb-#921  
 117805-01-000 Bulb-#921F



**Ceiling Light**

093575-51-01A Light-Ceiling, Round, Antique Bronze  
 117805-02-000 Bulbs, #921



**Ceiling Light**

093575-40-01A Light-Ceiling, Round-Nickel  
 117805-02-000 Bulb, #921



17-1/4"

5"

**Table Lamp**

142612-05-01A Lamp-Table, Satin Nickel  
 117805-02-000 Bulb-#921  
 142612-05-700 Finial-Ball, Chrome




**Table Lamp**

142612-06-01A Lamp-Table, Satin Nickel  
 142612-06-02A Lamp-Table, Bronze  
 067479-01-000 Bulb-#1076



**Lamp Shade**

119257-18-01A Shade-Lamp, Parchment, 3.5" x 4.8" x 7.8"




**Lamp Shades**

(A) 119257-03-01A Lamp Shade, Linda White, 3" x 5-1/4" x 8"  
 (B) 119257-24-01A Shade-Lamp, Square, B/W 4-5/8" x 4-5/8"  
 (C) 119257-08-01A Lamp Shade-Silkara, 3.6" x 4.7" x 8.2"  
 (D) 119257-26-01A Shade-Lamp, Square, Bright White, 4.02" W x 5.09" H.  
 (E) 119257-27-01A Shade-Lamp, Round Elephant Hide 5.03" H x 3.64" W  
 (F) 119257-28-01A Shade-Lamp, Round, Ivory, 3.8" x 5.38" x 6.65"  
 (G) 119257-29-01A Shade-Lamp, Oval-Parchment, 4.25" W x 4.75" H  
 (H) 119257-30-01A Shade-Lamp, Linda Parchment, 4" W x 4.5" H



**Dimmer Switch**

137889-01-000 Switch, Light Dimmer, Brass



**Directional Light**

Beige 5"L x 3-1/4"W x 4"H overall swiveled out.  
 104172-01-01A Directional Light



**Reading Light**


149590-01-02A Light-Reading/Swivel w/o Switch, Nickel  
 123917-01-000 Bulb #1383, 12V



**Reading Light**

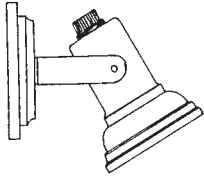
132427-01-01A Light-Reading, Swivel, Round-Brass  
 132427-01-02A Light-Reading, Swivel, Round-Nickel  
 132427-01-03A Light-Reading, Swivel, Round-Black  
 123917-01-000 Bulb-Halogen, 12V, #1383

*Shade dimensions are across the top, top to bottom and across the bottom of the shade. Shades are sold separately.*



**Reading Light**

152438-01-01A Light-Reading/Swivel w/Switch, Satin Nickel  
152438-01-700 Bulb w/Lens



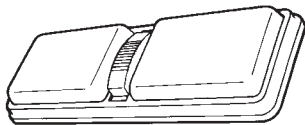
**Reading Light**

128786-01-01A Light-Reading, Swivel Brass  
128786-01-02A Light-Reading, Swivel, Satin Nickel  
123917-01-000 Bulb, #1383  
128786-02-01A Light-Reading, Swivel w/o Switch, Brass  
128786-02-02A Light-Reading-Swivel w/o Switch, Satin Nickel  
128786-02-03A Light-Reading Swivel w/o Switch, Black



**Replacement Lens**

(A) 098024-01-700 Lens, Replacement-Solid White  
(B) 098024-01-701 Lens, Replacement-Opti-Clear, Skylite  
(C) 098024-01-702 Lens, Replacement-Circular Design



**Double Dome Light**


Maximizes head clearances with a stand off dimension of 1-9/16". The low profile ABS frame enables an enlarged lens to distribute light over an expanded interior area. The narrow frame width of 4" assures a custom fit look in tight interior spaces. Ivory. 12 volt. 11-1/2"L x 4"W x 1-9/16"H.

098024-03-01A Light-Dome 2 Bulb, Ivory  
098024-03-02A Light-Dome 2 Bulb, White  
098024-01-700 Lens Only  
008218-01-000 Bulb 12V. #1141



**Double Dome Light**

164039-01-01A Light-Dome, Shower, Plastic, White  
008218-01-000 Bulb, 12 V, #1141



**Double Dome Light**

Surface mount. 11-3/8" x 5-1/2". White finish. 12 volt.

033509-02-000 Light  
033508-02-700 Replacement Lens  
008218-01-000 Bulb #1141



**Double Dome Light**

11.85"L x 4.5"W x 1.75"H

137417-04-01A Light-Dome, Double, w/Switch-Frosted White (shown)  
137417-05-01A Light-Dome, Double, w/Switch-Optic White  
137417-06-01A Light-Dome, Double, w/o Switch, Frosted White  
008218-01-000 Bulb 12V, #1141  
137417-05-700 Lens, Double-Optic  
137417-06-700 Lens, Double-White

**Single Dome Light**


6-5/8"L x 4"W x 1-9/16"H.

098024-05-02A Light-Dome, 1 Bulb, Skylight-White  
008218-01-000 Bulb-12V #1141  
098024-01-701 Lens, Opti-Clear



**Shower Dome Light**

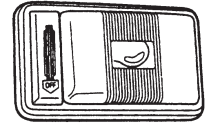
121935-01-01A Light-Dome, Shower 5-9/16"L x 4"W x 1-9/16"H  
008218-01-000 Bulb, #1141  
121935-01-700 Lens Only



**Dome Light**

6-5/8"L x 4"W x 1-9/16"H.

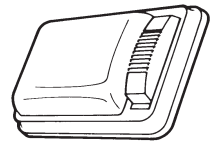
098024-01-04A Light-Dome  
1 Bulb, Skylite, Gray  
008218-01-000 Bulb-12V  
No.1141  
098024-01-701 Lens, Opti-Clear



**Dome Light-Shower**

164040-01-01A Light-Dome, Shower/Recessed Glass, White  
008218-01-000 Bulb #1141

**Single Dome Light**



Maximizes head clearances with a stand off dimension of 1-9/16". The low profile ABS frame enables an enlarged lens to distribute light over an expanded interior area. The narrow frame width of 4" assures a custom fit look in tight interior spaces. 6-5/8"L x 4"W x 1-9/16"H. 12 Volt.

098024-01-03A Light-Dome, 1-Bulb, White  
098024-01-702 Lens Only 4-1/2" x 3-1/2"  
008218-01-000 Bulb 12V #1141  
098023-01-02A Shroud, White

**Single Dome Light Replacement Parts**




Surface mount, white finish. 5-1/2" x 6-1/2", 12 volt. (Pce. Parts Only)

033508-02-700 Replacement Lens  
008218-01-000 Bulb #1141



**1-Bulb Dome Light**

098024-07-02A Light-Dome, 1 Bulb w/o Switch  
008218-01-000 Bulb-12V, #1141



**Dome Light**

Large 5.5" x 3.5" plastic construction with only 3/4" recessing mounting depth. Black textured molded finish.

135376-01-01A Light-Dome, Cab  
117806-01-000 Bulb-12V #912



**Dome Light**

11-1/2"L x 4"W x 1"H.

098024-09-02A Light-Dome 2 Bulb, No Switch  
008218-01-000 Bulb #1141  
098024-09-700 Lens-Dbl. Light Sgl. Lens-Frost




**Single Dome Light**

7"L x 4.5"W x 1.75"H

137417-01-01A Light-Dome, Single w/Switch, Frosted Lens-White (shown)  
137417-02-01A Light-Dome, Single w/Switch, Optic Lens-White  
137417-03-01A Light-Dome, Single w/o Switch, Frosted Lens-White (Shown)  
008218-01-000 Bulb 12V, #1141  
137417-01-700 Lens-Single, Frosted  
137417-02-700 Lens-Single, Optic

**Surface Mount Light**



12 Volt. 4.06"W x 2.32"L.


086280-01-000 Light  
086280-01-700 Bulb-12 V, #1414

**Surface Mount Dome Light**



12 Volt. 5"L x 3"W.

068937-04-000 Light w/o Switch, Off/White  
068937-01-700 Replacement Lens  
008215-01-000 Bulb #1003



**Light Trim Ring**

149160-01-01A Trim-Light, Ring-Concert Cherry  
149160-01-03A Trim-Light, Ring-Neat/Washed Maple  
149160-01-04A Trim-Light, Ring-Sierra Maple  
149160-01-05A Trim-Light, Ring-Portsmouth Oak



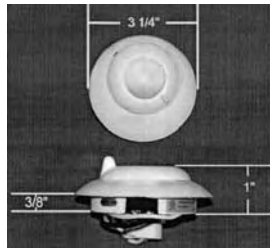

**Swivel Lights**

Single light: 4-3/4" x 3-5/8" x 1-1/2"  
Double light: 7" x 4" x 1-1/2"

112643-01-000 Light-Sgl. Swivel  
112643-02-000 Light-Dbl. Swivel  
112642-01-06A Trim Ring, Sgl. Light, Black

**Halogen Light**

165170-01-01A Light-Halogen, Round/Glass Lens, 10 Watt

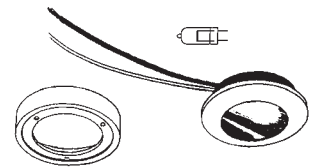



**Halogen Light**

146048-01-01A Light-Halogen, Adjustable, White  
123775-01-700 Bulb-10W, Halogen 99-JC10

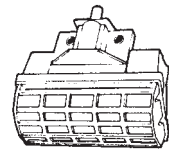
**Halogen Light**

165643-01-01A Light-Halogen, 4.5" Round, Glass Lens, 20 Watt



**Brass Halogen Light**

123775-01-01A Light-Halogen, Round, Brass  
123775-01-02A Light-Halogen, Round, Satin Nickel  
123775-01-03A Light-Halogen, Round-Black  
123775-02-01A Light-Halogen, Collar, Brass  
123775-02-02A Light-Halogen, Collar, Satin Nickel  
123775-02-03A Light-Halogen, Collar, Black  
123775-01-700 Bulb-10 Watt, Halogen 99-JC10  
123775-01-701 Bezel-Lens, Brass  
123775-01-702 Bezel-Lens, Satin Nickel



**Wardrobe Light**

12 volt. 4-1/8"L x 3-1/2"W x 2"H.

087694-01-000 Light w/Switch  
087694-01-700 Bulb Only #561



**Thin-Lite Recessed Light**

Uses two 18" fluorescent tubes. 20.6" x 6.6" x 1.75".  
12 volt/30 watt.  
091937-04-000 Light, Fluorescent, 12V w/Switch, 6.6" x 20.6"

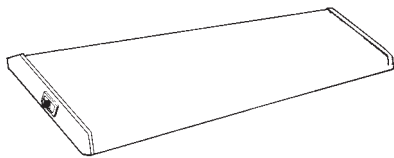


**Fluorescent Light**

Anodized aluminum housing. Clear acrylic diffuser lens. 8 watt 12 VDC light. 17-5/8" x 2-1/4" x 1-1/8" deep. 0.9 amps.

127327-01-01A Fluorescent Light





**Fluorescent Light**

30 Watt, 12V Light. 18" x 5-5/8" x 1-3/8"D.  
130338-02-01A Light-Fluorescent 18", Warm White Bulb  
130338-01-700 Lens-Light



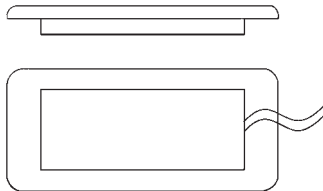
**Fluorescent Light w/o Lens**

133416-02-000 Light, Fluorescent 36" x 5-3/8" x 1"  
133416-03-000 Light, Fluorescent 36", 2-Bulb  
133416-04-000 Light-Fluorescent, 36"/1-Bulb, Warm White  
133312-01-01A Lens- Diffuser 23.7" x 47.8"



**Thin-Lite Light Strip**

113371-01-000 Fluorescent Light 18" Strip, 141  
113371-05-000 Fluorescent Light, 24" Strip, Warm White



**Fluorescent Light**

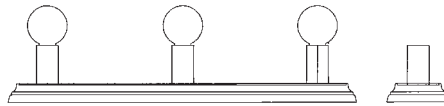
153464-01-01A Light-Fluorescent, (7.3" x 16.1" Overall, Cut Out Size 4.8" x 12.1") Recessed, w/o Switch-White Bulb (Shown)  
153464-02-01A Light-Fluorescent (7.3" x 16.1" Overall, Cut Out Size 4.8" x 12.1") Recessed, w/Switch-White Bulb  
153464-03-01A Light-Fluorescent (7.3" x 21.8" Overall, Cut Out Size 4.8" x 17.9") Recessed w/o Switch-White Bulb  
153464-04-01A Light-Fluorescent (7.3" x 16.1" Overall, Cut Out Size 4.8" x 12.1") Recessed w/o Switch-Warm White Bulb  
153464-05-01A Light-Fluorescent (7.3" x 16.1" Overall, Cut Out Size 4.8" x 12.1") Recessed w/Switch-Warm White Bulb  
153464-06-01A Light Fluorescent (7.3" x 21.8" Overall, Cut Out Size 4.8" x 17.9") Recessed w/o Switch-Warm White Bulb



**Spotlight**

Model 2000 permanent mount spotlight features wireless remote of up to 150 feet, dual speed, durable ABS housing, 370 degree horizontal rotation with 90-degree vertical sweep. Sealed halogen bulb. Amber lens. Base: 5.75" x 5.75" x 6.5"H, Light is 7.5" x 6.0".

130672-01-01A Spotlight, Pwr. w/Remote, White  
130672-01-02A Spotlight, Pwr. w/Remote, Black  
130672-02-700 Remote (f/lights labeled "Golight" & White Bezel)  
130672-01-704 Remote Control-Radio Ray, 7900C  
130672-02-700 Remote (f/Spotlights w/light asm. labeled Golight & White Bezel)  
130672-02-701 Head  
130672-02-702 Bulb



**Make-Up Light**


162371-01-01A Light-Make-Up, 3-Bulb, Rectangular, Brushed Nickel (Uses 13 Watt Bulbs)



**Spotlight**

Golight® Stryker with wireless hand-held remote features 500,000 candle power, 5.5 amps, UV ray and saltwater resistant. Integrated 12V DC high-torque motors and 370° rotation x 135° Tilt.

157808-01-01A Spotlight-Power/Remote, Chrome  
157808-01-700 Remote-HandHeld Wireless  
157808-01-701 Remote-Hand Held Dash Mount  
157808-01-702 Bulb #9011 Clear  
157808-01-703 Rockguard-White f/Spotlight  
157808-01-704 Rockguard-Black f/Spotlight



**Make-Up Light**

162446-01-01A Light-Make-Up, 3-Bulb, Antique Bronze, 18"  
123918-01-000 Bulb #9019



**Make-Up Light**

162446-02-01A Light-Make-Up, 3-Bulb, Antique Bronze, 24"  
123918-01-000 Bulb #9019



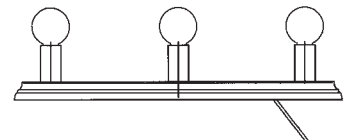
**Make-Up Light**

18" L x 2" H x 1-1/4" D  
138116-01-02A Make-Up Light 3-Bulb, Curved w/o Bulb, Satin Nickel  
123918-01-000 Bulb 9019F



**Make-Up Light**

24" L x 2" H x 1-1/4" D  
138116-02-02A Make-Up Light 4-Bulb, Curved w/o Bulb, Satin Nickel  
123918-01-000 Bulb 9019F



**Make-Up Light**

162371-01-01A Light-Make-Up, 3 Bulb Rectangular, Brushed Nickel

**Make-Up Light**



157382-01-01A Light-Vanity w/o Bulbs (3), Antique Nickel  
067479-01-000 Bulb-12V, #1076

**Make-Up Light**



157382-02-01A Light-Vanity, 3 Bulb, Satin Nickel  
119257-24-01A Shade, Lamp-Square, Brt. White  
067479-01-000 Bulb-12V, #1076



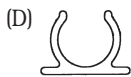
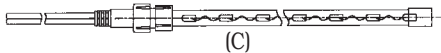
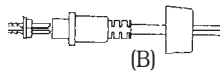
**Defroster Fan**

122856-01-01A Fan-Defroster, w/Swivel Base Non-Oscillating, Heavy Duty, 2 Speed (2,800/1,800 rpm). 12 Volt 1.6/.9 Amp, Chrome



**Wall Clock**

142368-01-01A Clock- 8" Round-Brass



**Flex-Light**

- (A) 146514-01-000 Light-Flex/Round w/Strip
- (B) 146514-02-000 Connector-Light
- (C) 146514-03-000 Light-Flex-Rope/Round, w/o Mount Channel
- (D) 146514-04-000 Channel/Mount f/Rope Light



**Electronic Compass/Thermometer**

Combination compass and outside temperature display. Systems features in-dash bezel to conceal screws, easy touch buttons, remote sensor for accurate compass readings. 4.5" x 2.3" display face.

- 136119-01-000 Compass/Thermometer, Black
- 136119-01-700 Sensor-Compass Engine
- 136119-01-701 Probe-Compass/Temp. Sensor Vers. 1 (Rectangular)
- 136119-01-702 Display Module LED Visual Version 1
- 136119-01-706 Probe-Compass Temp. Version 2-Oval
- 136119-01-707 Display Module-LED Visual, Version 2 (Oval)
- 136119-01-703 Harness-Compass Power
- 136119-01-704 Harness-Compass Engine
- 136119-01-705 Harness Compass/Temp Sensor Version 1
- 136119-01-708 Compass/Thermometer-Electronic Harness



**Courtesy Light**

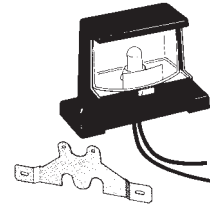
12 V. recessed light, 1" x 3" cut out.  
061424-01-000 Courtesy Light  
036196-01-000 Bulb #194



**Flush Mount Courtesy/Cockpit Light**

Molded in weather resistant ABS, this light can be installed almost anywhere. The standard automotive 3 watt lamp is easily replaceable. The chrome plated reflector makes maximum use of the lamp, providing an excellent directed light pattern. 2-3/8" x 2-3/8".

- 108354-01-01A Courtesy Light
- 108354-01-700 Bulb, #395-B



**License Plate Light and Bracket**

3-7/8"W x 1-9/16"H x 2-5/8"D. 12 volt Thermoplastic body construction.

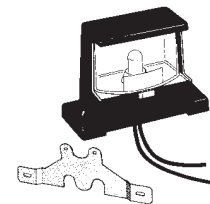
- 066432-02-000 Black w/o Bracket
- 066432-03-000 Bracket Only



**Recessed Porch Light**

(Black with white lens shown for example only) 2-3/4" x 4-3/8". 12 volt.


- 008089-02-000 Assembly, Chrome w/Clear Lens
- 008089-01-700 Replacement Lens



**License Plate Light and Bracket**

3-7/8"W x 1-9/16"H x 2-5/8"D. 12 volt Thermoplastic body construction.

- 066432-02-000 Black w/o Bracket
- 066432-03-000 Bracket Only




**License Plate Retainer**

161263-01-02B Retainer License Plate

# ELECTRICAL

## Surface Mount Porch/Utility Light



Compact design. 6"L x 3.5"W x 2.5"H. Clear Lens. 12 Volt.

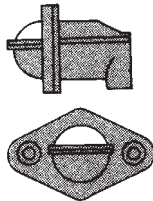
097917-01-01A Off White  
097917-01-06A Brt. White  
097917-01-08A Chrome  
097917-01-701 Lens, Amber  
097917-01-700 Lens, Clear

## Stepwell Light




12 volt.  
007309-01-000 Stepwell Light

## Dump Valve/Fuse Panel Light

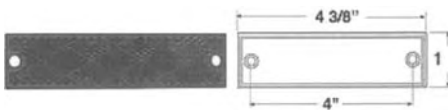


12 Volt.  
087201-01-000 Dump Valve/Fuse Panel Light



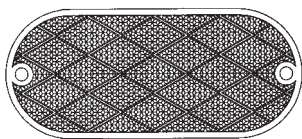
## Reflector

106646-02-000 Reflector-Stick-On, Red  
(If screwed in place, holes will need to be made in reflector)



## Reflector

166850-01-000 Reflector, Rectangular, Stick On, Red



## Reflector

157998-01-000 Reflector-Oval/Red, 1.9" x 4.3"



## Stick-On Reflector

141514-01-000 Reflector-Round, Red, 2-1/2", Stick-On



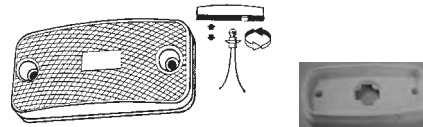
## Socket Assembly

133069-03-000 Socket Asm. Lamp-3-Wire



## Socket Base

Wedge socket base w/leads.  
103608-01-000 Socket-Wedge Base  
103603-01-000 #74 Wedge Bulb  
.12A Wedge, GE 22-25


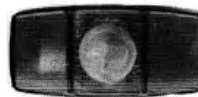


## Clearance Light

3-7/8" x 1-7/8" x 3/4".  
127536-01-000 Light-Clearance, Red  
127536-02-000 Socket Asm. #194 Wedge  
036196-01-000 Bulb #194

## Clearance/Sidemark Light

042405-03-000 Base w/Bulb  
042405-01-000 Red Lens  
042405-02-000 Amber Lens  
008213-01-000 #57 Bulb

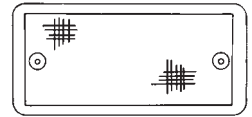


## Clearance Lamp Asm.

(A) 138996-01-000 Lamp Asm. Clearance-Amber  
(B) 138996-02-000 Lamp Asm. Clearance-Red  
(C) 138996-03-000 Bracket-Lamp Clearance  
(D) 138996-04-000 Connector Asm. Lamp

## Clearance Lights

4.5" x 2.2".  
079377-02-000 Red



## Clearance Light



Made of rugged ABS plastic with oval snap-on acrylic lens. 4" x 2" x 1".

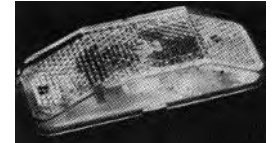
701752-01-000 Oval Amber  
701752-02-000 Oval Red



## Clearance Light

132978-01-000 Light-Clearance, Amber  
067789-02-000 Socket Asm.  
036196-01-000 Bulb, #194

## Clearance Light



Rectangular clearance light has acrylic snap-tite lens with reflex reflectors. 4" x 1-1/4" x 1".

062648-01-000 Red  
062648-02-000 Amber

## Clearance Lamp Asm.



129942-01-000 Lamp Asm. Clearance, Amber  
129942-02-000 Lamp Asm. Clearance, Red  
129942-01-700 Bulb-Amber #168



## Clearance Lamp Asm.

4-1/8" L x 2" W x 1" H

(A) 113709-01-000 Lamp Asm.-Clearance, Amber  
(B) 113709-02-000 Lamp Asm.-Clearance, Red





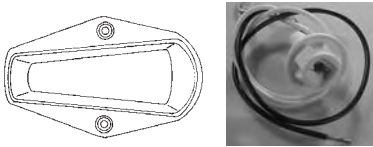
**Cab Marker Light**

7-3/8"L x 2-1/2"W x 2-1/2"H.  
 107749-01-000 Light Asm., Cab Marker, Amber  
 107749-02-000 Light Asm., Cab Marker-Red



**Cab Marker Light**

081237-01-000 Light Asm., Amber  
 081237-02-000 Light Asm., Red  
 008214-01-000 Bulb #67



**Cab Marker Light**

075458-01-000 Amber  
 075458-03-000 Socket Only



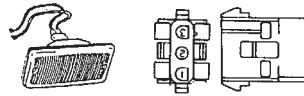
**Reflector**

110177-01-000 Reflector Lens Only - Red  
 110177-02-000 Gasket



**Cab Marker Light Pce. Parts**

(Pce. Parts Only)  
 036196-01-000 Bulb #194  
 088474-09-000 Housing, Socket, 3 Cavity  
 088476-01-000 Socket, Connector



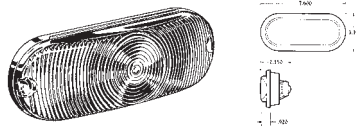
**Cab Marker Light**

Coaches built after September '90.  
 102520-01-000 Front Cap Amber (Shown)  
 102520-02-000 Rear Cap Red  
 102541-01-000 Gasket  
 102582-01-000 Bracket  
 102636-02-000 Wire Asm.  
 036196-01-000 Bulb #194  
 067789-02-000 Socket Asm.  
 088474-09-000 Housing Socket (Shown) 3 Cavity  
 102540-01-000 Screw Seal, Round  
 088476-01-000 Socket-Connector




**Lamp Marker Lens & Base**

133055-01-000 Lens, Lamp Marker, Red  
 133055-02-000 Lens, Lamp Marker, Amber  
 133055-03-000 Base, Lens Lamp Marker, White  
 127536-02-000 Socket-Light  
 036196-01-000 Bulb #194



**Light Assembly**

Sealed assembly comes complete with bulb.  
 126203-01-000 Light Asm. Back-Up, White  
 126203-02-000 Light Asm. Turn, Amber  
 126203-03-000 Light Asm. Stop/Tail, Red  
 126203-04-000 Grommet-Mount Light, Oval



**Side Marker/Turn**

113293-01-000 Lamp (Lens/Base) Sidemarker/  
 Turn Signal, Amber  
 106687-02-000 Socket Asm., Light, 3-Wire (Shown)  
 037935-01-000 Bulb, 12V. #1157 or #2057



**Lamp**

159077-01-000 Lamp-Park/Turn-Amber

**Lamp Asm. Side Marker**



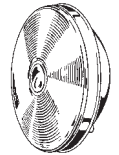
126201-01-000 Lamp Asm. Side Marker-Amber RH (Shown)  
 126201-02-000 Lamp Asm. Side Marker-Amber LH

**Side Marker**

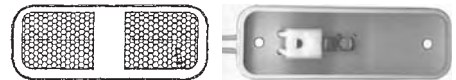


089362-02-000 Side Marker Red  
 089362-03-000 Gasket  
 008103-01-000 Bulb  
 089362-01-000 Side Marker, Amber

**Lamp Assembly**



126198-01-000 Lamp Asm. Park/Turn, Amber



**Lamp Marker**

111102-01-000 Lamp Marker, Base  
 111102-02-000 Lamp Marker, Lens, Amber  
 111102-03-000 Lamp Marker, Lens, Red  
 036196-01-000 Bulb #194




**Side Marker**

117826-01-000 Lamp Asm.-Side Marker,Red  
 117826-02-000 Lamp Asm.-Side Marker, Amber  
 117826-03-000 Gasket-Marker Light  
 067789-02-000 Socket  
 036196-01-000 Bulb #194

**Clearance Light**



121685-01-000 Lamp Asm. Clearance, Clear  
 121685-01-700 Lens, Clear  
 121685-03-700 Lens, Amber  
 124221-01-000 Bulb, 12 Volt #2825



**Side Marker**

146528-01-000 Lamp Asm.-Side Marker, Amber, RH  
 146528-02-000 Lamp Asm.-Side Marker, Amber, LH



**Lamp Assembly**

153658-01-01A Lamp Asm.-Stop/Turn/Tail/Back-up-Brt. Wht.  
 153658-01-02A Lamp Asm.-Stop/Turn/Tail/Back-up-Chrome  
 153658-02-01A Lamp-Stop/Turn/Tail, Chrome  
 153658-01-700 Lens Only  
 037935-01-000 Bulb, 12V. #1157 or #2057  
 037934-01-000 Bulb, 2.1 Amp, #1156

**Lamp Assembly**



146205-01-000 Lamp Asm.-Stop/Turn/Tail, Right  
 146205-02-000 Lamp Asm.-Stop/Turn/Tail, Left  
 146205-03-000 Socket-Lamp, 3-Wire

**Lamp Assembly**



112126-03-000 Lamp Asm. Rear, RH  
 112126-04-000 Lamp Asm., LH  
 112708-01-000 Bulb #3157  
 112707-01-000 Bulb #3156  
 112709-01-000 Socket-Turn Signal  
 112709-02-000 Socket-Back Up Light  
 112709-03-000 Socket-Brake Light

**Lamp Assembly**



146326-01-000 Lamp-Stop/Turn/Tail/Back Up, Right  
 146326-02-000 Lamp-Stop/Turn/Tail/Back Up, Left  
 146326-03-000 Socket-3-Wire, Gray  
 146326-05-000 Socket-2-Wire, Light Gray

**Lamp Assembly**



113294-01-000 Lamp Asm., Park/Turn, Clear, RH  
 113294-02-000 Lamp Asm., Park/Turn, Clear, LH  
 113294-03-000 Lamp Asm., Park/Turn/Amber Pass.  
 113294-04-000 Lamp Asm., Park/Turn/Amber Driver  
 037935-01-000 Bulb 12 V. #1157

**Lamp Assembly**



112126-05-000 Lamp Asm.,Rear, RH  
 112126-06-000 Lamp Asm., Rear, LH  
 112709-01-000 Socket-Turn Signal  
 112709-02-000 Socket-Back-Up Light  
 112709-03-000 Socket-Brake Light  
 112708-01-000 Bulb #3157  
 112707-01-000 Bulb #3156



**Lamp Assembly**

147680-01-01A Lamp Asm.-Marker, Base, White



**Lamp Assembly**

147680-02-01A Lamp Asm.-Marker, Lens, Amber  
 147680-03-01A Lamp Asm.-Marker, Lens, Red




**Lamp Assembly**

161238-01-01A Lamp-Stop/Turn/Tail-LED-Clear  
 161238-01-02A Lamp-Stop/Turn/Tail-LED-Smoke



**Lamp Assembly**

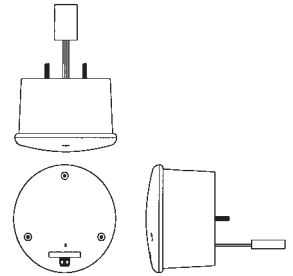
149222-01-000 Lamp Asm.-Stop/Turn/Tail  
 149222-02-000 Lamp Asm.-Backup  
 124234-01-000 Bulb, #7528, 12V  
 124220-01-000 Bulb, #7506, 12V



**Lamp Assembly**

138419-01-000 Lamp Asm. Park/Turn, Amber RH (shown)  
 138419-02-000 Lamp Asm. Park/Turn, Amber LH  
 138419-03-000 Socket Asm. Lamp, 3-Wire

**Lamp Assembly**




165027-01-000 Lamp-Stop/Turn/Tail  
 165027-02-000 Lamp-Back-Up  
 165027-03-000 Lamp-Turn, Amber



**Lamp Assembly**

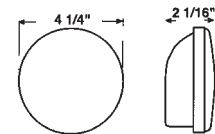
146560-01-000 Lamp Asm.-Park/Turn, Clear  
 146560-02-000 Socket Asm.-Lamp, 3-Wire  
 146560-03-000 Lamp Asm.-Park/Turn-Amber  
 112708-01-000 Bulb-#3157



**Light Assembly**

2-11/16" x 8"

106688-01-000 Light Asm.-Back Up White  
 106688-02-000 Light Asm.-Turn Amber  
 106688-03-000 Light Asm.-Stop Red  
 106688-04-000 Light Asm.-Auxiliary Clear  
 037934-01-000 Bulb 12 Volt #1156  
 106687-01-000 Socket (Shown)



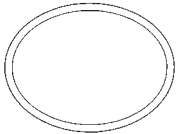
**Lamp Assembly**

138441-01-000 Lamp Asm. Brake, Tail/Turn (shown)  
 138441-02-000 Lamp Asm. Backup  
 (A) 138441-03-000 Connector Asm. Lamp, 2 Circuit  
 (B) 138441-04-000 Connector Asm. Lamp, 3 Circuit  
 (C) 138441-05-000 Lamp Asm. Turn, Amber



**Light Assembly**

- 152070-01-000 Light-Asm., Stop/Tail/Backup (Shown)
- 152070-02-000 Light-Asm., Turn, Amber (Shown)
- 152070-03-000 Light-Stop/Tail/Back-Up
- 037934-01-000 Bulb-2.1 Amp #1156
- 037935-01-000 Bulb-12V. #1157
- 008218-01-000 Bulb-12V. #1141




**Spacer**

- 152256-01-04B Spacer-Backup, Light



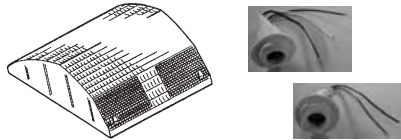
**Lamp Asm. Stop/ Turn/Tail/Backup**

- 117831-01-000 Lamp Asm. Stop/Turn/Tail/Back Up, RH (Shown)
- 117831-02-000 Lamp Asm. Stop/Turn/Tail/Backup, LH
- 117831-03-000 Lamp Asm. Turn, Amber RH (Shown)
- 117831-04-000 Lamp Asm. Turn, Amber LH
- 119157-01-000 Socket-Sgl. Contact
- 119158-01-000 Socket-Dbl. Contact
- 037934-01-000 Bulb, 12V. #1156
- 037935-01-000 Bulb, #1157



**Lamp Assembly**

- (A) 153167-01-000 Lamp Asm. Stop/Turn/Tail/Back-Up, RH (Shown)
- (A) 153167-02-000 Lamp Asm. Stop/Turn/Tail/Back-Up, LH
- (B) 153167-03-000 Lamp Asm. Stop/Turn/Tail/Back-Up, RH (Shown)
- (B) 153167-04-000 Lamp Asm. Stop/Turn/Tail/Back-Up, LH



**Lamp Assembly**

- 113311-01-000 Lamp Asm., Stop/Turn/Tail, Red
- 113311-02-000 Lamp Asm., Stop/Turn/Tail, Amber
- 106687-02-000 Socket Asm. Light, 3 Wire
- 037935-01-000 Bulb 12V. #1157
- 106687-01-000 Socket Asm. Light, 2 Wire
- 037934-01-000 Bulb 12V. #1156



**Lamp Assembly**

- 154206-01-000 Lamp Asm., Stop/Turn/Tail/Back-Up, RH (Shown)
- 154206-02-000 Lamp Asm., Stop/Turn/Tail/Back-Up, LH
- 154206-03-000 Lamp Asm., Stop/Turn/Tail/Back-Up, RH
- 154206-04-000 Lamp Asm., Stop/Turn/Tail/Back-Up, LH
- 112709-02-000 Socket-Back-Up Light
- 112707-01-000 Bulb 12V. #3156
- 112709-03-000 Socket-Brake Light/Marker
- 112708-01-000 Bulb #3157



**Back Up Lamp**

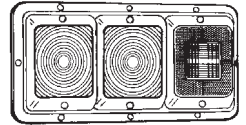
- 164943-01-000 Lamp Asm.-Back-Up
- 139001-02-000 Socket Only f/Docking Lamp
- 117806-01-000 Bulb-12V., #912, 1.0 Amp



**Back Up Light Asm.**

- 124968-01-01A Light Asm.-Back Up, White

**Taillights - Triple Asm.**



14-1/8" x 7" x 1-3/16".

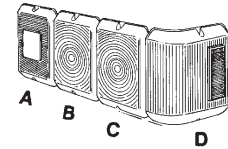
- 081638-02-000 Taillight Asm Triple Colonial White Trim
- 081638-01-700 Lens - Red
- 081638-01-701 Lens - Back Up
- 081638-02-700 Lens - Amber
- 037934-01-000 Bulb #1156
- 037935-01-000 Bulb #2057 OR #1157

**Taillights - 2 Lens Assembly**



Double taillight assembly with black trim. Driver and passenger side. 9-7/8" x 7" x 2-1/8".

- 081638-01-000 Taillight Asm.
- 037934-01-000 Bulb #1156 For Back Up And Turn
- 037935-01-000 Bulb #2057 Or #1157 Brake Light
- 103355-01-05A Brt./Wht. Pod Asm. (Shown)
- 081638-01-700 Red Lens Only
- 081638-01-701 Lens w/Backup



**Taillights**

Individual, radius lens taillight assemblies.

- A) 089290-01-000 Back Up Light Red/Clear Lens
- B) 089291-01-000 Turn & Tail, Red Lens
- C) 089292-01-000 Turn, Amber Lens
- D) 089289-01-000 Wrap Around Red Lens
- D) 089289-01-700 Red Lens Only
- D) 089289-02-000 Wrap Around Amber Lens
- D) 089289-02-700 Amber Lens Only
- 037934-01-000 Bulb #1156

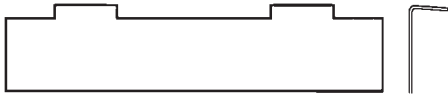


**Taillight Assembly**

2-Light recessed mount with backup. Heavy-duty long service bulbs with shock absorbing housing. Prewired for easy installation. Stainless steel contact points and aluminum brackets. 14-1/2" x 5-1/4" x 2-1/4".

- 058032-02-000 Lamp Asm. 2 Bulb Black Base
- 058031-01-702 Lens Only Red With Back Up
- 058032-02-701 Lens Only Red w/o Back Up



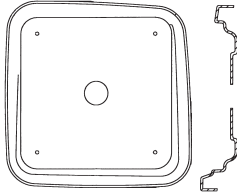


**Taillight Bracket**

159554-01-02B Bracket/Mount, Trim/Pod, Taillight

**Pod Taillight**

164956-01-10A Pod-Taillight, Pass., 9" x 9", Black  
 164956-02-10A Pod-Taillight, Driver, 9" x 9", Black



**Park Turn Lens, w/o Socket**

133069-01-000 Lens-Park Turn RH, Amber  
 133069-02-000 Lens-Park Turn LH, Amber  
 037935-01-000 Bulb-2057 or 1157  
 133069-03-000 Socket-Lamp, 3-Wire



**Taillight Lens Replacement**

Stop, tail, directional and backup lights with reflex reflection.

058031-01-000 Lamp Assembly (Piece Parts Only)  
 058031-01-700 Amber Lens  
 058031-01-701 Red Lens  
 058031-01-702 Back Up Lens



**Taillight Assembly**

121679-01-000 Light Asm. St./Tail/Bup/Turn (Shown)  
 121620-01-01A Pod-Taillight, Brt. Wht.  
 121680-01-000 Lamp Asm. Lic. Plate  
 121681-01-000 Lamp Asm.-Lic. Plate  
 121682-01-000 Lamp Asm. Turn Front  
 121679-01-700 Lens

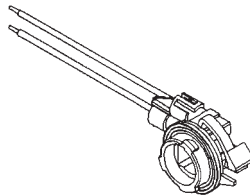
**Lamp Asm.**

142117-01-000 Lamp Asm.-Rear, RH (Shown) w/o Sockets/Bulb  
 142117-02-000 Lamp Asm.-Rear, LH w/o Sockets/Bulbs  
 112709-01-000 Socket-Lamp Turn Light  
 112709-03-000 Socket-Brake Light/Marker Light  
 112707-01-000 Bulb, 12V, #3156  
 112708-01-000 Bulb, 12V, #3157



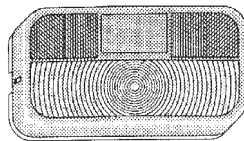
**Light Assembly**

152352-01-000 Light Asm., Back-up, Clear  
 152352-02-000 Socket-Back-Up Light, 2-Wire  
 152352-03-000 Lamp-Stop/Turn/Tail, Red  
 152352-04-000 Socket-Lamp, 3-Wire  
 037934-01-000 Bulb-12V, #1156



**Socket Assembly**

152352-02-000 Socket Asm., Light, 2-Wire  
 037934-01-000 Bulb

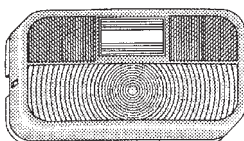
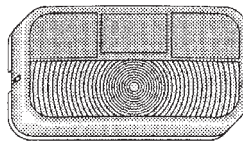


**Taillight Asm.**

115632-01-02A Light Asm. Stop/Turn/Tail, Red  
 115632-01-700 Lens-Red

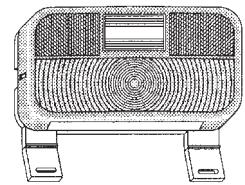
**Taillight Asm.**

115632-02-02A Light Asm. Turn, Amber  
 115632-02-700 Lens, Amber  
 115632-03-01A Light Asm. Stop/Tail/Back-Up  
 115632-03-700 Lens-Red (Stop/Tail/Back-Up)



**Taillight Asm.**

115632-03-02A Light Asm. Stop/Tail/Back-Up  
 115632-03-700 Lens-Red Stop/Tail/Back-Up



**Taillight Asm.**

115632-04-02A Light Asm. Stop/Tail/Bump/Lic.  
 115632-04-700 Lens-Red Stop/Tail/Back Up




**Rear Lamp Asm.**

148658-01-000 Taillamp, Pass./Rear (Shown)  
 148658-02-000 Taillamp, Driver/Rear  
 148658-01-700 Wire Asm.-Pigtail/Sockets (4)

**Taillamp Brackets**


(Not Shown)

151660-01-02B Bracket-Taillamp  
 151662-01-02B Bracket-Taillamp, Outer  
 156312-02-02B Bracket/Taillamp-Driver  
 156312-01-02B Bracket/Taillamp-Passenger



**Taillight Assembly**

124186-01-000 Light Asm., Backup, White  
 124186-02-000 Light Asm., Turn, Amber  
 124220-01-000 Bulb, 12V, #7506  
 124186-03-000 Light Asm., Stop/Park, Red  
 124186-04-000 Reflector-Red  
 124234-01-000 Bulb, 12V, #7528



**Taillight Assembly**

120742-02-000 Light Asm., Stop, Tail, Turn  
 120742-01-000 Light Asm., Stop, Tail, Back-Up, Turn



**Stop/Turn/Taillight Assembly**

133054-01-000 Light Asm.-Stop/Turn/Tail, Red  
 037935-01-000 Bulb-12V, #1157  
 037934-01-000 Bulb-12V, #1156  
 133054-03-700 Lens  
 133054-03-701 Gasket-Light Mounting  
 133054-03-702 Gasket Lens  
 133054-04-000 Light Asm.-Turn, Amber  
 133054-04-700 Lens  
 133054-03-000 Light Asm. Stop/Turn/Tail, Red

**Stop/Turn/Taillight Assembly**

154595-01-000 Light-Stop/Turn/Tail/Back-Up-Pass. (Shown)



154595-02-000 Light-

Stop/Turn/Tail/Back-Up-Driver

154595-03-000 Light-Stop/Turn/Tail/Back-Up, Pass. (Shown)

154595-04-000 Light-Stop/Turn/Tail/Back-Up, Driver

146326-05-000 Socket-2-Wire-Lt. Gray

154619-01-000 Socket-Light-3-Wire

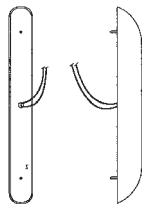
112708-01-000 Bulb-#3157

117806-01-000 Bulb-#912



**Brake Light**

121950-01-000 Light Asm., Brake Center Mount  
 117805-01-000 Bulb, #921



**Brake Light**

146204-01-000 Light-Third Brake, LED



**Brake Light**

136916-01-000 Light Asm. Brake, Center Mount Oval



**Brake Light**

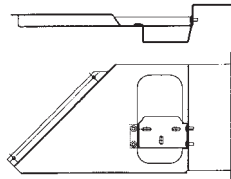
151076-01-000 Light-Third Brake, LED



**Brake Light**

8"W x 2.5"H, Recessed by 1"

136917-01-000 Light Asm. Brake-Center Mount

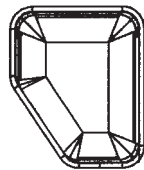


**Docking Light Bracket**

129961-07-02B Bracket Asm.-Docking Light

**Docking Light Cover**

129301-03-01A Cover-Docking Light, Black

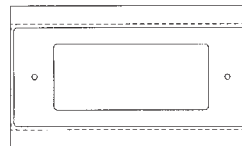


**Docking Light Cover**

159346-01-01A Cover-Docking Light, Black

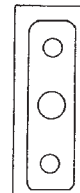
**Pocket Light**

112107-01-01A Pocket-Light, Docking



**Pocket Light**

118374-01-01A Pocket-Side Marker Light



(A) (B)

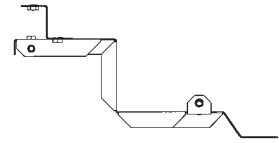
**Pocket Light-Sidemarker**

(A) 113598-01-01A Pocket, Light Sidemarker, Black  
 (B) 113598-02-01A Pocket, Light Sidemarker, Black

**Lamp Assembly**



129746-01-000 Lamp Assembly, Driving, Clear Lens, Black

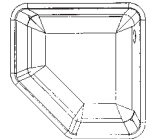


**Headlamp Support**

152682-01-02B Support-Headlamp, Pass. (Shown)  
 152682-02-02B Support-Headlamp, Driver

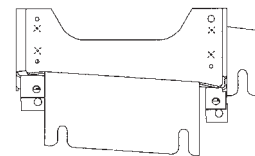
**Docking Light Cover**

129301-04-01A Cover-Docking Light



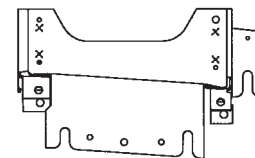
**Docking Lamp Assembly**

139001-01-000 Lamp Asm. Docking (Light Only)  
 139001-02-000 Socket Asm. Lamp (Socket Only)



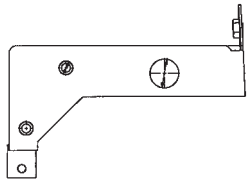
**Headlamp Bracket**

147901-01-02B Bracket Asm.-Headlamp, RH  
 147901-02-02B Bracket Asm.-Headlamp, LH



**Headlamp Bracket**

164261-01-02B Bracket Asm., Headlamp, RH  
 164261-02-02B Bracket Asm., Headlamp, LH



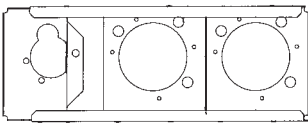
**Headlamp Bracket**

153003-02-02B Bracket-Headlamp, RH  
153003-04-02B Bracket-Headlamp, LH



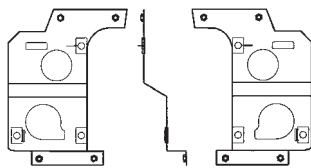
**Headlamp Support**

152436-01-02B Support-Headlamp-Upper, RH  
152436-02-02B Support-Headlamp-Upper/Driver




**Headlamp Support**

152430-02-02B Support-Headlamp, LH  
152430-01-02B Support-Headlamp, Pass.



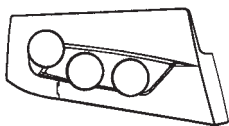
**Headlamp Support**

156577-01-02B Support Asm. Headlamp, RH  
156577-02-02B Support Asm. Headlamp, LH



**Headlamp Support**

152435-01-02B Support-Headlamp, Lwr. Pass.  
152435-02-02B Support-Headlamp, Lwr. Driver




**Bezel Headlamp**

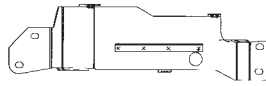
156515-01-03A Bezel-Headlamp/Park Turn, Pass.-Black  
156515-02-03A Bezel-Headlamp/Park Turn, Driver, Black

**Retainer**

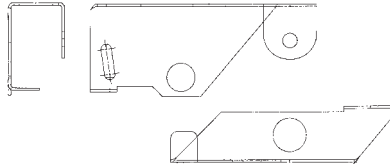
141281-01-01A Retainer-Headlamp, Wht.



**Headlamp Bracket**



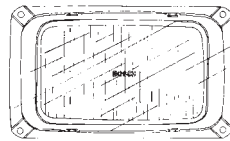
143903-03-02B  
Bracket/Headlamp, Pass. (Shown)  
143903-04-02B Bracket/Headlamp, Driver



**Plate Adjuster**

147644-01-02B Plate Adjuster-Headlamp, RH, (Shown)  
147644-02-02B Plate Adjuster-Headlamp, LH

**Bosch Halogen Headlamp Assembly**



Includes black bezel & screws.  
088733-01-000 Headlamp Asm. w/Bulb




**Headlamp**

154209-01-000 Headlamp w/Park/Turn, RH (Shown)  
154209-02-000 Headlamp w/Park/Turn, LH  
154209-03-000 Socket, Turn Signal/Park Light, (Shown)  
124234-01-000 Bulb, #7528  
124187-01-000 Socket-Housing, Low Beam  
124187-02-000 Socket-Housing, High Beam  
142115-01-700 Bulb, #9005  
142115-01-701 Bulb, #9006



**Headlamp Assembly**

146331-01-000 Headlamp w/Park & Turn, RH  
146331-02-000 Headlamp w/Park & Turn, LH  
112708-02-000 Bulb-12V., #3157NA



**Headlamp Assembly**

Adjuster screws included.  
118056-01-000 Headlamp Assembly, #65025  
118056-02-000 Headlamp Assembly, #65024  
118054-01-000 Bulb #9004



(A)

(B)

**Headlamp Assembly**

(A) 049186-03-000 Headlamp Asm., Dr. H/L Halogen  
(B) 049186-04-000 Headlamp Asm., Dr. H/L Halogen

**Headlamp Asm.**



144834-01-000  
Headlamp Asm. w/Park & Turn RH  
144834-02-000 Headlamp Asm. w/Park & Turn LH  
145919-02-000 Cable-Headlamp Adjuster, 23.9"

**Headlamp Asm.**

142116-01-000  
Headlamp Asm.  
Composite w/Park & Turn w/Adjuster, Pass. (Shown)  
142116-02-000 Headlamp Asm. Composite w/Park & Turn w/Adjuster, Driver  
112708-01-000 Bulb-12V, #3157  
036196-01-000 Bulb-12V, #194, 27 Amp. Bayonette  
142116-03-000 Socket Asm.-Lamp, 3-Wire  
112708-02-000 Bulb-12V, #3157NA



**Headlamp Asm. w/ Adjuster**

142115-01-000 Headlamp Asm. w/Park & Turn, RH  
142115-02-000 Headlamp Asm. w/Park & Turn, LH  
142115-01-700 Bulb-Headlight, #9005  
142115-01-701 Bulb-Headlight, #9006



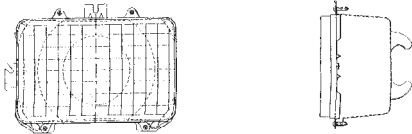
**Headlamp Assembly**

049187-03-000 Headlamp Asm. Hi-Halogen Steel  
049187-04-000 Headlamp Asm. Hi-Halogen, Black



**Headlamp Assembly**

126200-01-000 Headlamp Asm. RH  
126200-02-000 Headlamp Asm. LH  
124163-01-000 Clip-Headlamp Mounting Bracket



**Headlamp Asm.**

049185-03-000 Headlamp Asm. Pass., H/L Halogen



**Headlamp**

148657-01-000 Headlamp-Pass. w/Park & Turn, Shown  
148657-02-000 Headlamp-Driver w/Park & Turn

**Headlamp Assembly**

153171-01-000 Headlamp Asm. w/Park & Turn, RH  
153171-02-000 Headlamp Asm. w/Park & Turn, LH  
112708-01-000 Bulb-12V. #3157



**Headlamp Assembly**

154881-01-000 Headlamp w/Park & Turn, RH (Shown)  
154881-02-000 Headlamp w/Park & Turn, LH  
067789-02-000 Socket-Lamp  
037935-01-000 Bulb-#1157  
036196-01-000 Bulb-#194

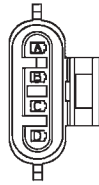
**Headlamp**

148657-03-000 Lamp-Passenger Sidemarker/ Amber, Shown  
148657-04-000 Lamp-Driver Sidemarker/Amber



**Socket**

148657-05-000 Socket f/Lamp



**Wire Assembly**

155505-01-000 Wire Asm. Adapter/Headlight




**Wire**

148657-06-000 Wire f/Socket Lamp


**Headlamp Assembly**

146088-01-000 Headlamp Asm. w/Park & Turn, RH  
146088-02-000 Headlamp Asm. w/Park & Turn, LH  
112708-02-000 Bulb, 12 V., #3157NA



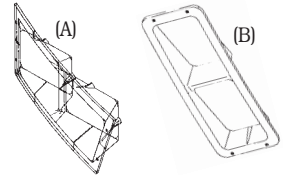
**Headlight/Park Turn Assembly**

095213-01-000 Headlamp Asm. RH  
095213-02-000 Headlamp Asm. LH



**Headlamp Assembly**

148629-01-000 Headlamp Asm. RH, H/L w/Bulb  
148629-02-000 Headlamp Asm. LH, H/L w/Bulb

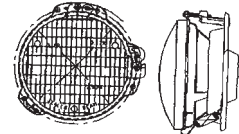


**Headlamp Bezel**

(A) 126844-01-01A Bezel-Headlamp, Dual, RH Blk.  
(A) 126844-02-01A Bezel-Headlamp, Dual, LH Blk.  
(B) 138880-01-01A Bezel-Headlamp, Dual, Pass.  
(B) 138880-02-01A Bezel-Headlamp, Dual, Driver Brt. Wht.

**Headlamp**

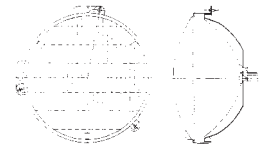
146527-01-000 Headlamp Asm. Low  
146527-02-000 Headlamp Asm. High



**Headlamp Assembly**

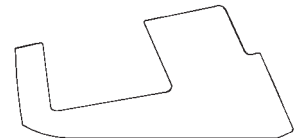
5.75" Round

133021-01-000 Headlamp/Driver High/Low Beam  
133021-02-000 Headlamp/Driver High Beam  
133021-03-000 Headlamp/Pass. High/Low Beam  
133021-04-000 Headlamp/Pass. High Beam



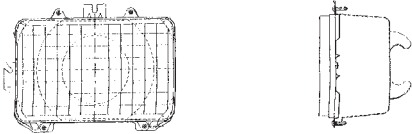
**Headlamp Assembly**

135625-02-000 Headlamp H/L 7" Round, Black with Bucket/Trim Ring  
135662-01-02B Bracket-RH  
135662-02-02B Bracket-LH  
135661-01-02B Adapter/Ring Headlamp



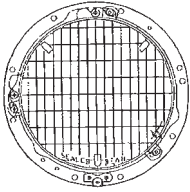
**Headlamp Bezel**

156907-02-01A Bezel-Headlamp/Park Turn, Driver  
156907-01-01A Bezel-Headlamp/Park Turn, Pass.



**Headlamp Assembly**

049188-04-000 Headlamp Asm. Dr., H/L Halogen



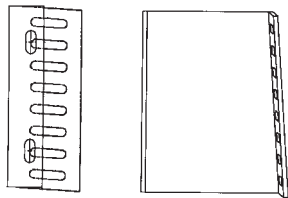
**Headlamp Assembly with Plate/Bucket/Trim Ring**

135625-01-000 Headlamp, High/Low Round, 7"  
135662-01-02B Bracket-Headlamp, RH  
135662-02-02B Bracket-Headlamp LH



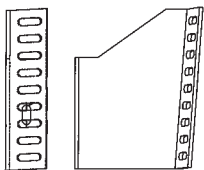
**Headlamp Adjuster Cable**

145919-01-000 Cable-Headlamp Adjuster, 16.9"  
145919-02-000 Cable-Headlamp Adjuster, 23.9"



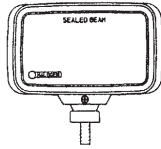
**Fog Lamp Support**

154413-01-02B Support-Foglamp, Upper, RH (Shown)  
154413-02-02B Support-Foglamp, Upper, LH



**Fog Lamp Support**

154414-01-02B Support-Fog Lamp, Lower-RH (Shown)  
154414-02-02B Support-Fog Lamp, Lower, LH

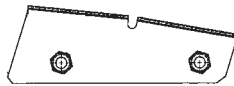


**Fog Light**

Clear lens.  
088747-03-000 Lamp-Fog, Clear Lens  
097372-01-01A Switch, On/Off  
088747-03-701 Bezel-Light, Fog

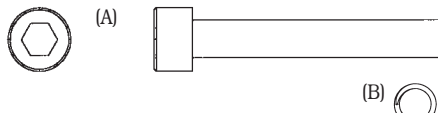
**Lamp Assembly**

133115-01-000 Lamp Asm.  
Fog-Clear, Round



**Fog Lamp Bracket**

152794-03-02B Bracket-Fog Lamp, RH  
152794-04-02B Bracket-Fog Lamp, LH



**Fog Lamp Adjustment Accessories**

(A) 153679-01-01A Screw/Socket Head Cap 10-32 x 1/25" f/Fog Lamp Adjustment  
(B) 153677-01-01A Spring-Compression f/Fog Lamp Adjuster

**Fog Lamp Assembly**

(Use w/151422-01-000)  
151421-01-000 Lamp Asm.  
Fog-Clear, Round



**Wire Assembly**

(Use w/151421-01-000)

151422-01-000 Pigtail f/Fog Light



**Fog Lamp**

124215-01-000 Lamp Asm.-Fog, Clear Lens, Rectangular

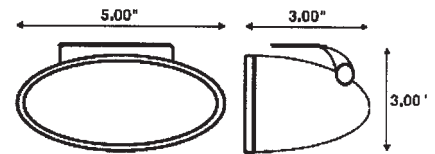

**Fog Lamp**

146332-01-000 Lamp Asm. Fog, Clear-Oval



**Fog Light**

130051-01-000 Lamp Asm.-Fog, Clear Round, RH  
130051-02-000 Lamp Asm.-Fog, Clear Round, LH



**Fog Lamp Asm.**

162085-01-000 Lamp/Fog, Blue Oval



**Fog Lamp Asm.**

153193-01-000 Lamp Asm.-Fog, Clear-Round, RH (Shown)  
153193-02-000 Lamp Asm.-Fog, Clear-Round, LH  
124187-01-000 Socket/Housing

**Fog Lamp Asm.**

146087-01-000 Lamp Asm.-Fog, Clear Oval





**Fog Lamp**

153319-01-000 Lamp-Fog, Clear, Pass. (Shown)  
153319-02-000 Lamp-Fog, Clear, Driver

153324-01-000 Wire Asm. Fog Light

**Fog Lamp Asm.**

117827-01-000 Lamp Asm. Fog, Clear Lens




**Fog Lamp**

153318-01-000 Lamp-Fog, Clear/Square, Pass. (Shown)  
153318-02-000 Lamp-Fog, Clear/Square, Driver  
124187-01-000 Socket/Housing



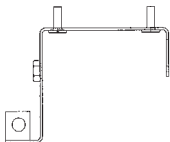
**Fog Lamp**

138910-01-000 Lamp-Fog, Clear/Round, Hella w/Pwr. & Ground Wire



**Fog Lamp**

161115-01-000 Lamp/Fog, Clear/Oval




**Fog Lamp Bracket**

153177-02-02B Bracket-Foglamp, RH  
153177-04-02B Bracket-Foglamp, LH



**Socket**

119158-01-000 Socket-Double Contact  
119157-01-000 Socket-Single Contact



**Socket Assembly**

145787-01-000 Socket Asm. Park/Turn  
148657-06-000 Wire f/Socket Lamp



**Socket Assembly**

154619-01-000 Socket Asm., -3-Wire



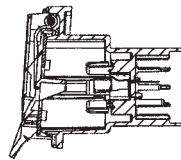
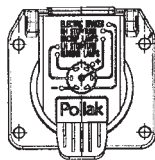
**Side Marker Socket**

151289-01-000 Socket-Side Marker

**Trunk and Trailer Housing Asm.**

6 pin trailer connector, pre-wired. Male and female asm.

064399-01-000 Asm. With 60" Wire



**Connector**

157593-01-000 Connector, Plug-Trailer, 7-Socket

**Trailer Connector**

146246-01-000 Connector-Plug, Trailer-7-Pin



**Trailer Connector**

(A) 113589-01-000 Connector, Plug Trailer  
(B) 113589-02-000 Connector, Socket Trailer  
(C) 113589-03-700 Adapter-7 Round Spade/4 Flat  
(D) 113589-01-700 Adapter 4-Way, 6-Way



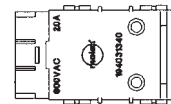
**Socket Connector**

098261-01-000 Socket-Connector-Weatherpack



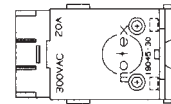
**Socket Connector**

088476-02-000 Socket-Connector 12-10 Gauge



**Wire Connector**

144283-01-000 Connector-Wire, 110V, f/use w/SOW Wire, Blue (works with 144283-02-000)



**Wire Connector**

144283-02-000 Connector-Wire, 110V, f/use w/NM Romex Wire, Clear (works with 144283-01-000)




# ELECTRICAL



## Connector

(A) 115932-01-000 Connector-Female 30A, 120V  
 (B) 115932-02-000 Connector-Female 50A, 240V



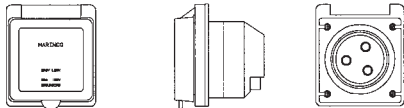
## Connector Cover

115931-02-000 Cover, Connector w/LK ring (50 amp)



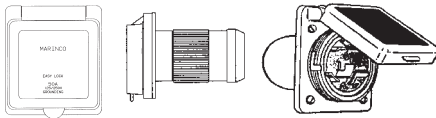
## Connector Cover

115931-01-000 Cover, Connector w/LK Ring (30 amp)



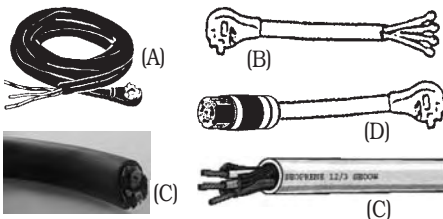
## Exterior Inlet

115930-01-000 Inlet/Receptacle w/Cover, 30 Amp/120 Volt, Exterior



## Inlet

115930-02-000 Inlet/Receptacle w/Cover, 50 Amp/240 Volt, Exterior



## Power Cords

10/3 wire, 30 amp.

(A) 008054-01-000 25' USA  
 (B) 108934-02-000 4 Wire/50 Amp, 36'  
 (C) 115832-01-000 Cord-Heavy Duty 14-2 w/Ground-Sold by the Foot  
 (D) 108934-01-701 50 Amp w/Conn. Cover, 36'  
 (E) 008054-01-700 30 Amp w/Conn. & Cover (Unassembled), 25'



## Extension Cord


10/3 wire.

701020-01-000 25' 30 Amp



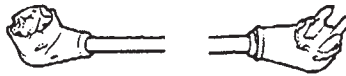
## Power Cord Adapter 30 To 15

008058-01-000 Power Cord Adapter 30 to 15



## Power Cord Receptacle

024924-02-000 Power Cord Receptacle, 30 Amp



## Adapter

008058-01-700 Adapter-Elec., 30 Amp M, 50 Amp F

## Bulbs

- A** 008103-01-000 #53
- B** 008213-01-000 #57 Single Post
- C** 036196-01-000 #194
- C** 036196-02-000 #194A (Amber)
- D** 008218-01-000 #1141 Single Post
- D** 037934-01-000 #1156
- E** 037935-01-000 #1157 or #2057 Double Post
- E** 037936-01-000 #1157A Amber
- F** 063914-01-000 #1139 Single Post
- G** 067479-01-000 #1076 Double Post
- H** 086280-01-700 #1414
- I** 103603-01-000 #74 Wedge 0.12A
- J** 112708-01-000 #3157
- K** 112707-01-000 #3156
- L** 108354-01-700 Bulb for Courtesy Light 395-B
- M** 118054-01-000 #9004
- N** 117805-01-000 #921F Frosted
- N** 117805-02-000 #921
- O** 117806-01-000 #912
- P** 124221-01-000 #2825, 5 Watt
- g** 124234-01-000 #7528
- R** 123917-01-000 #71-1383
- S** 123775-01-700 #71-JC10
- T** 112708-02-000 #3157NA, Amber
- U** 146673-01-000 #9040, 3.51 Amp

*The drawings of the bulbs are approximate and intended only to illustrate the bulb shape.*

## Toggle Switches Contoured Rocker



Single pole, single throw, snap-in installation, slip-on terminals. Color- Black Matte.

097372-01-01A On-Off 2 Term.

097372-03-01A On-Off-On 2 Term

**Switches**

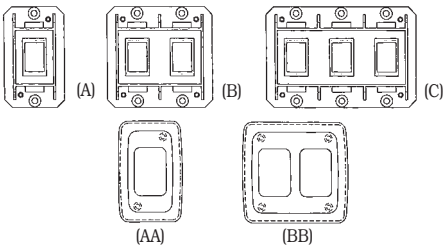

- 079364-02-000 Switch-Black-3 Term. On/Off Rocker
- 079364-03-000 Switch-Brown-3 Term. On/Off Rocker
- 079364-04-000 Switch-Black-2 Term. On/Off Rocker
- 079364-05-000 Switch Off/Mom On Rocker, 2 Term. Black
- 079364-07-000 Switch-Mom/Off/Mom Rocker, Black, 3 Term.
- 079364-08-000 Switch/On/Off Lighted Green-3 Term.



**Toggle Switches - Flat Rocker**

Single-pole, snap-in installation. Color-gloss black. Slip-on terminals.

- 076759-01-000 On-Off 2 Terminal
- 076759-09-000 On-Off 3 Terminal
- 076759-07-000 Normally Closed Mom. Off 2 Term.
- 090351-01-000 Door Lock Switch 4 Term.

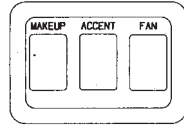


**Rocker Switches & Bezels**

- (1) 135740-01-01A Switch-Rocker-SPST On/Off, Brown-2 term.
- (2) 135740-01-02A Switch-Rocker-SPST On/Off, White-2 term.
- (1) 135740-02-01A Switch-Rocker-SPDT On/On, Brown-3 term.
- (2) 135740-02-02A Switch-Rocker-SPDT On/On, White-3 term.
- (1) 135740-03-01A Switch-Rocker-DPDT Mom/Off Mom, Brown-6 term.
- (2) 135740-03-02A Switch-Rocker, DPDT, Mom/Off Mom, White-6 term.
- (2) 135740-04-02A Switch-Rocker, SPDT, On/Off/On, White-3 term.
- (1) 135740-05-01A Switch-Rocker-DPDT On/On, Brown-6 term.
- (A) 135741-01-02A Switch-Base, Single, White

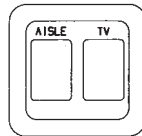
CONTINUED NEXT COLUMN

- (B) 135741-02-01A Switch-Base, Double, Brown
- (C) 135741-03-01A Switch-Base, Triple, Brown
- (AA) 135742-01-01A Switch-Bezel, Single, Brown
- (AA) 135742-01-02A Switch-Bezel, Single, White
- (BB) 135742-02-01A Switch-Bezel, Double, Brown
- (BB) 135742-02-02A Switch-Bezel, Double, White
- (3) 135742-04-01A Switch-Bezel, Step, Brown
- (4) 135742-05-01A Switch-Bezel, Porch/Ceiling
- 135740-06-01A Switch-Rocker On/Off, Lighted Red



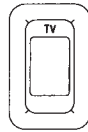
**Switch Bezel**

135742-42-02A Switch-Bezel, Make-up/Accent/Fan, Brown



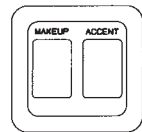
**Switch Bezel**

135742-44-02A Bezel-Switch, Aisle/TV, Brown



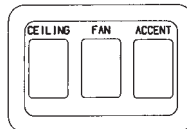
**Switch Bezel**

135742-45-02A Bezel-Switch, TV, Brown



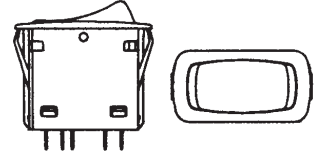
**Switch Bezel**

135742-46-02A Bezel-Switch, Make-up/Accent, Brown



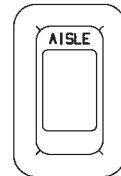
**Switch Bezel**

135742-48-02A Bezel-Switch, Ceiling/Fan/Accent, Brown



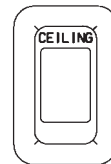
**Rocker Switch**

- 145638-01-01A Switch/Rocker-Single Pull/Single Throw-Black, On/None/Off
- 145638-02-01A Switch/Rocker-Single Pull/Single Throw-Black, On/None/Off
- 145638-03-01A Switch/Rocker-Single Pull/Double Throw-Black, On/Off/On
- 145638-04-01A Switch/Rocker-Single Pull/Double Throw-Black, On/None/(On)
- 145638-05-01A Switch/Rocker-Single Pull/Double Throw-Black, (On)/Off/(On)
- 145638-06-01A Switch/Rocker-Single Pull/Double Throw-Black, (On)/Off/(On)
- 145638-07-01A Switch/Rocker-Double Pull/Double Throw-Black, On/None/On
- 145638-08-01A Switch/Rocker-Double Pull/Double Throw-Black, On/None/On
- 145638-09-01A Switch/Rocker-Double Pull/Double Throw-Black, (On)/Off/(On)
- 145638-10-01A Switch/Rocker-Single Pull/Double Throw-Black, On/None/On
- 145638-01-02A Switch/Rocker-Single Pull/Single Throw-Red
- 145638-11-01A Switch/Rocker-DPDT, On/Off/On, Lighted, Black
- 145638-12-01A Switch/Rocker-DPDT, On/On/On, Black
- 145638-14-01A Switch/Rocker-DPDT On/Off/On, Black



**Aisle Switch Bezel**

135742-06-01A Bezel-Switch, Aisle, White  
135742-06-02A Bezel-Switch, Aisle, Brown



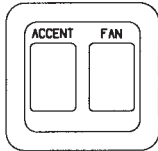
**Ceiling Switch Bezel**

135742-07-01A Bezel-Switch, Ceiling, White  
135742-07-02A Bezel-Switch, Ceiling, Brown



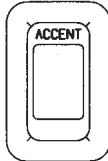
**Make-Up Switch Bezel**

135742-08-01A Bezel-Switch, Make-Up, White  
135742-08-02A Bezel-Switch, Make-Up, Brown



**Switch Bezel**

135742-49-02A Bezel-Switch, Accent/Fan, Brown




**Switch Bezel**

135742-50-01A Bezel-Switch, Accent, White  
135742-50-02A Bezel-Switch, Accent, Brown



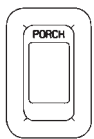
**Switch Bezel**

135742-51-02A Bezel-Switch, Reading, Brown



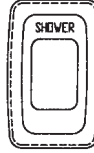
**Switch Bezel**

135742-52-02A Bezel-Switch, Galley Waste, Brown



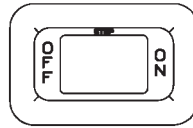
**Porch Switch Bezel**

135742-09-02A Bezel-Switch, Porch, Brown



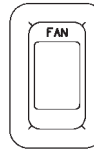
**Shower Switch Bezel**

135742-10-01A Bezel-Switch, Shower, White  
135742-10-02A Bezel-Switch, Shower, Brown



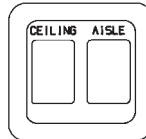
**Step Switch Bezel**

135742-11-02A Bezel-Switch, Step, Brown



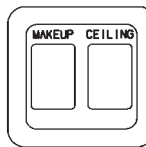
**Fan Switch Bezel**

135742-12-01A Bezel-Switch, Fan, White



**Switch Bezel**

135742-13-01A Bezel-Switch, Ceiling/Aisle, White  
135742-13-02A Bezel-Switch, Ceiling/Aisle, Brown



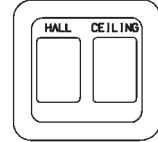
**Switch Bezel**

135742-14-01A Bezel-Switch, Make-Up/Ceiling, White  
135742-14-02A Bezel-Switch, Make-Up/Ceiling, Brown



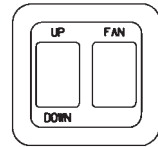
**Switch Bezel**

135742-15-01A Bezel-Switch, Ceiling/Shower, White



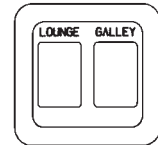
**Hall/Ceiling Switch Bezel**

135742-16-02A Bezel-Switch, Hall/Ceiling, Brown



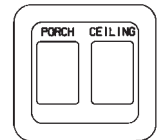
**Fan Switch Bezel**

135742-17-01A Bezel-Switch, Up/Down Fan, White




**Switch Bezel**

135742-18-02A Bezel-Switch, Lounge/Galley, Brown



**Switch Bezel**

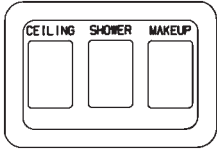
135742-19-02A Bezel-Switch, Porch/Ceiling, Brown



**Switch Bezel**


135742-20-01A Bezel-Switch, Shower/Make-Up, White  
135742-20-02A Bezel-Switch, Shower/Make-Up, Brown





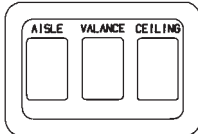
**Switch Bezel**

135742-28-02A Bezel-Switch, Ceiling/Shower/Make-Up, Brown



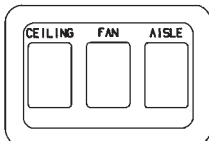
**Switch Bezel**

135742-21-02A Bezel-Switch, Aisle/Reading, Brown



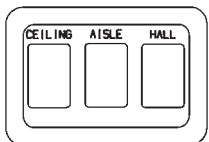
**Switch Bezel**

135742-22-01A Bezel-Switch, Aisle/Val/Ceiling, White  
135742-22-02A Bezel-Switch, Aisle/Val/Ceiling, Brown



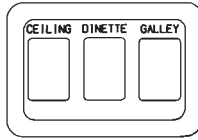
**Switch Bezel**

135742-23-02A Bezel-Switch, Ceiling/Fan/Aisle, Brown



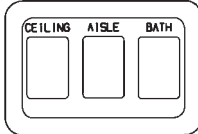
**Switch Bezel**

135742-25-01A Bezel-Switch, Ceiling/Aisle/Hall, White  
135742-25-02A Bezel-Switch, Ceiling/Aisle/Hall, Brown



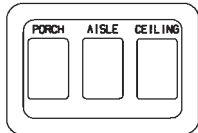
**Switch Bezel**

135742-27-01A Bezel-Switch, Ceiling/Dinette/Galley, White  
135742-27-02A Bezel-Switch, Ceiling/Dinette/Bath, Brown



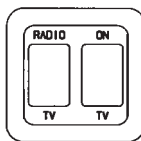
**Switch Bezel**

135742-24-01A Bezel-Switch, Ceiling/Aisle/Bath, White  
135742-24-02A Bezel-Switch, Ceiling/Aisle/Bath, Brown



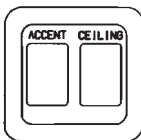
**Switch Bezel**

135742-26-01A Bezel-Switch, Porch/Aisle, Ceiling, White  
135742-26-02A Bezel-Switch, Porch/Aisle, Ceiling, Brown



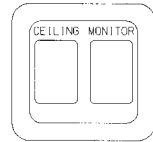
**Switch Bezel**

135742-55-02A Bezel-Switch-Radio/TV/On-TV, Brown



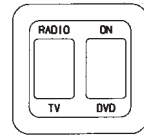
**Switch Bezel**

135742-56-02A Bezel-Switch-Accent/Ceiling, Brown




**Switch Bezel**

135742-31-02A Bezel-Switch, Ceiling/Monitor, Brown



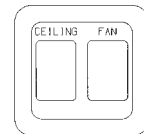
**Switch Bezel**

135742-53-02A Bezel-Switch, Radio/TV/DVD, Brown



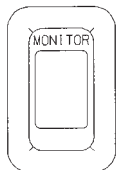
**Switch Bezel**

135742-54-02A Bezel-Switch, Bedroom/Galley, Brown



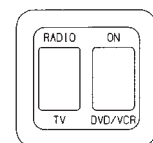
**Switch Bezel**

135742-33-02A Bezel-Switch, Ceiling/Fan, Brown



**Switch Bezel**

135742-30-02A Bezel-Switch, Monitor, Brown

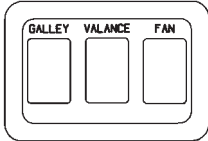
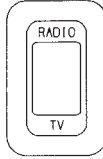


**Switch Bezel**

135742-39-01A Bezel-Switch, Radio/TV/DVD, Brown

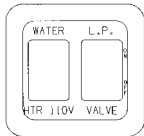
**Switch Bezel**

135742-40-02A Bezel-Switch, Radio/TV, Brown



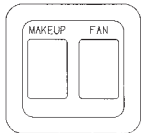
**Switch Bezel**

135742-41-02A Bezel-Switch, Galley/Valance/Fan, Brown



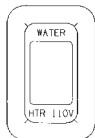
**Switch Bezel**

135742-34-02A Bezel-Switch, Water/Heater/LP, Brown



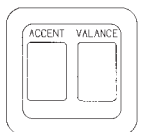
**Switch Bezel**

135742-38-02A Bezel-Switch, Make-Up/Fan, Brown



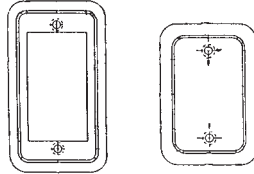
**Switch Bezel**

135742-35-02A Bezel-Switch, Water Heater/110 Volt, Brown



**Switch Bezel**

135742-36-01A Bezel-Switch, Accent/Valance, White  
135742-36-02A Bezel-Switch, Accent/Valance, Brown

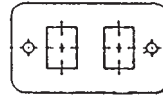


**Switch Spacer**

095188-01-01A - Switch Spacer - Dark Brown 2.3" x 3.4"  
095188-02-01A - Switch Spacer - Dark Brown 2-3/8" x 4-1/8" (Not Shown)  
095188-03-01A Switch-Spacer 3.3" x 4.6"

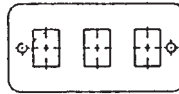
**Switch Plate 2 Hole**

098351-02-01A 2 Hole Brass



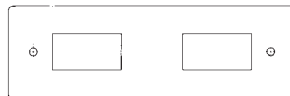
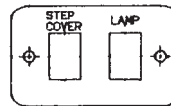
**Switch Plate 3 Hole**

098351-03-01A 3 Hole Brass



**Switch Plate**

098351-12-01A Plate, Switch, 2 Gang w/Label, Brass

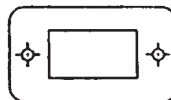


**Switch Plate**

144363-13-04B Plate-Switch, Black

**Switch Plate**

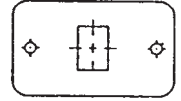
098351-07-01A Plate/Switch, 1 Gang, Pol. Brass, Generator  
098351-07-02A Plate/Switch, 1 Gang, Chrome, Generator



**Switch Plate 1 Hole**

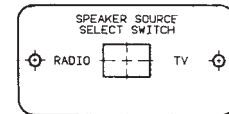
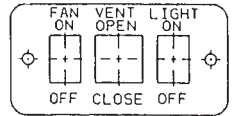
Without label.

098351-01-01A Plate/Switch, 1 Gang, Pol. Brass w/o Label



**Vent-Fan Switch Panel**

109294-01-01A Switch Panel w/Switches-Vent Fan

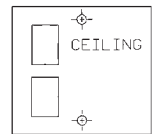


**Switch Plate**

098351-09-01A Plate, Switch, Speaker Select/TV, Brass, 1 Gang  
098351-09-02A Plate/ Switch, Speaker Select/TV, Chrome, 1 Gang

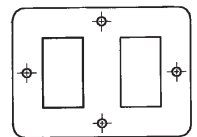
**Switch Plate**

098351-20-01A Plate/Switch, Ceiling, 2 Gang, Brass



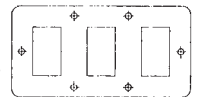
**Switch Plate**

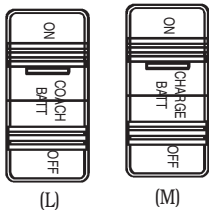
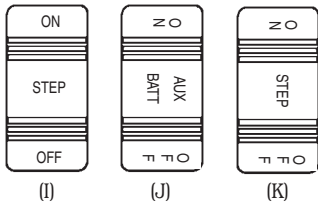
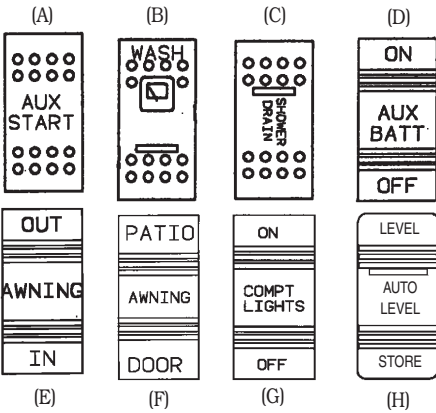
098351-22-01A Plate/Switch, 2 Gang, Polished Brass  
098351-22-02A Plate/Switch, 2 Gang, Chrome



**Switch Plate**

098351-23-02A Plate/Switch, 3 Gang, Chrome





**Actuator Switch**

- (A) 108356-07-01A Actuator-Switch Dimple II, Black
- (B) 108356-09-01A Actuator-Switch Dimple Lens, Black
- (C) 108356-10-01A Actuator-Switch Dimple Lens, Black
- (D) 108356-11-01A Actuator-Switch Grooves III, Black
- (E) 108356-12-01A Actuator-Switch Grooves III
- (F) 108356-13-01A Actuator-Switch Grooves III
- (G) 108356-14-01A Actuator-Switch Grooves III
- (H) 108356-15-01A Cover/Actuator Switch-3 Grooves-Leveling Jack/Remote
- (I) 108356-16-01A Cover/Actuator Switch-3 Grooves-Step, Black
- (J) 108356-17-01A Cover/Actuator Switch-3 Grooves-Aux. Battery, Black
- (K) 108356-18-01A Cover/Actuator Switch-3 Grooves-Step, Black
- (L) 108356-19-01A Cover/Actuator Switch-3 Grooves-Blk.
- (M) 108356-20-01A Cover/Actuator Switch-3 Grooves-Blk.

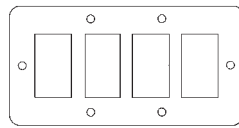
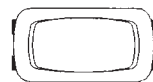
**Blank Switch**

138253-01-01A Switch-Blank, White (Shown)



**Blank Switch**

145754-01-01A Switch-Blank, Black




**Plate-Switch**

158431-01-04B Plate-Switch, Black

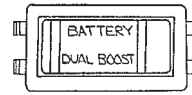
**Battery Switch**

024461-01-000 Battery Switch Batt/Dual/Mom 3 Term.




**Battery Switch Dual Boost**

024464-02-000 Battery Switch Dual/Boost 2 Term.




**Fuel Changeover Switch**

065963-02-000 Fuel Changeover 5 Term.  
065963-03-000 Fuel Changeover 6 Term.



**Fuel Changeover Switch**

024465-01-000 Fuel Changeover 2 Term.



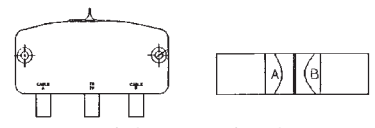
**Switch Actuator - Grooves**

108356-01-01A Actuator-Switch Grooves, Black  
108356-01-02A Actuator-Switch Grooves, Tan  
108356-03-01A Actuator-Switch Grooves Lens, Black  
108356-05-01A Actuator-Switch Grooves Lens, Black



**Switch Actuator-Dimple**

108356-02-01A Actuator-Switch-Dimple, Black  
108356-04-01A Actuator-Switch-Dimple Lens, Black

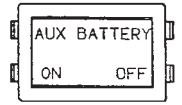


**Video Switch**

120663-01-000 Switch-Video A/B

**Battery Disconnect Switch**

065963-04-000 Battery Disconnect Aux-Batt On/Off, 6 Term.



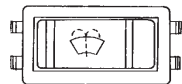
**Battery Switch**

024462-01-000 Batt. Cond. Main/Aux - Mom/Mom 3 Term.



**Windshield Washer Switch**

024464-01-000 Windshield Washer 2 Term.



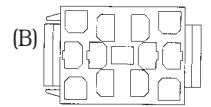

**Radio Switch**

093381-01-000 Radio - Main to Auxiliary



**Windshield Wiper Switch**

024467-01-000 Windshield Wiper Lo/Off/Hi 3 Term.




**Heated Mirror Switch**

(A) 087695-02-000 Switch-Mirror, Heated  
(B) 087695-03-000 Connector Assembly

**Power Window Switch**

093132-01-000 Power Window 5 Term.

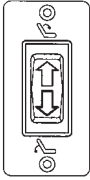




**Power Door Lock Switch**



093132-02-000 Switch, Power Door Locks



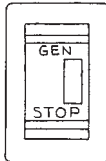
**Sofa Switch**

136118-01-000 Switch, Sofa-Recliner

**Generator Switch**

024976-01-000 Generator Switch 5 Term.

\* Cannot be used for the 5000 CCK Onan generator



**Remote Mirror Switch**

088246-01-000 Switch Asm. Mirror, Remote

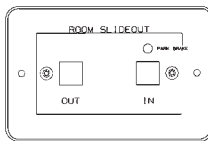


**Power Door Lock Switch**

090351-01-000 Power Door Lock 4 Term.

**Control Panel Slideout**

140464-02-700 Control Panel-Slideout w/Pigtail

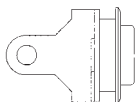


**Actuator**

138898-01-000 Actuator/Lock, Electric

**Actuator**

152535-01-01A Actuator/Push Button, Clear, Anodized

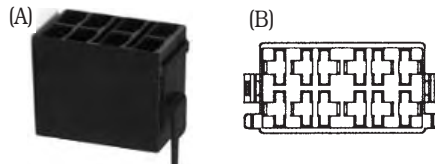


**Connector**

113638-02-000 Connector, Electric-Actuator

**Rocker Switches**

096241-01-000 On-Off 2 Terminal Black 1.7"L x .94"W 2 Term.  
096241-03-000 Blank 1.7"L x .94" W  
086272-02-000 DPDT 3 Pos. 6 Term.

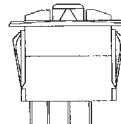


**Switch Housing**

(A) 108355-01-000 Housing Switch-8 Pos.  
(B) 108355-02-000 Housing Switch-12 Pos.

**Rocker Switch**

108357-01-000 Switch-Rocker, SPST On/Off 2 Term.  
108357-03-000 Switch-Rocker, SPST On/Off/On 3 Term.  
108357-05-000 Switch-Rocker, SPST On/None/On 3 Term.  
108357-06-000 Switch-Rocker, DPDT Mom/Off/Mom 6 Term.  
108357-07-000 Switch-Rocker, SPDT Mom/Off/Mom 3 Term.  
108357-08-000 Switch-Rocker, DPDT On/None/On 6 Term.  
108357-09-000 Switch-Rocker, SPDT On/None/Mom 3 Term.  
108357-10-000 Switch-Rocker, SPDT Mom/Off/Mom, Lighted 5 Term.  
108357-13-000 Switch-Rocker, DPDT Mom/On/Off, Lighted 6 Term.  
108357-14-000 Switch-Rocker, SPST On/Off 4 Term.  
108357-15-000 Switch-Rocker, DPDT On/None/On 8 Term-Lighted.  
108357-16-000 Switch-Rocker, DPDT Mom/On/Mom, w/o Cover  
108357-18-000 Switch-Rocker, SPDT/Mom/Off/Mom, Auto Leveling System



**Fuses**



062901-02-000 5 Amp  
062901-04-000 10 Amp  
062901-05-000 15 Amp  
062901-06-000 20 Amp  
062901-07-000 25 Amp  
062901-08-000 30 Amp

**Fuses**

125986-02-000 Fuse, 5 Amp, Mini-Blade, Brown  
125986-06-000 Fuse, 20 Amp, Mini-Blade, Yellow  
125986-07-000 Fuse, 25 Amp, Mini-Blade, Clear  
125986-08-000 Fuse, 30 Amp, Mini-Blade, Green  
125986-05-000 Fuse, 15 Amp, Auto Mini Blade



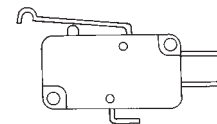
**Fuse Block**

106656-01-000 Fuse Block-4 Cavity




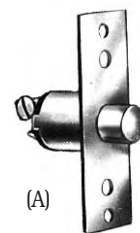
**Fuse**

115187-01-000 Fuse 300 Amp Non-Delay (Shown)  
115187-02-000 Fuse Holder  
115187-03-000 Fuse-60 Amp Non-Delay



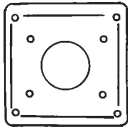
**Leaf Actuator Switch**

056264-01-000 Leaf Actuator Switch



**Step Switch Asm.**

(A) P01713-01-000 Switch Asm.-Electric Step w/Seal  
(B) 116995-01-000 Switch/Magnet-Electric Step, White/White, Normally Closed  
(B) 116995-02-000 Switch/Magnet-Electric Step, Black/White, Normally Closed  
041250-01-000 Switch-Push Button-Door Jamb-Metal/Chrome (Non Sealed)-Not Shown



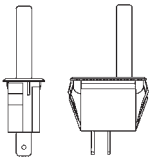
**4" Square Electrical Box Cover**

For one 30 or 50 amp range receptacle.  
069238-01-000 Electrical Box Cover



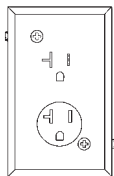
**Switch**

084420-01-000 Switch-Toggle 15A, 120V, Brown  
084420-04-000 Switch-Toggle, 15A, 120V, Ivory



**Switch Plunger**

159814-01-000 Switch-Plunger-SPST, Off/On



**Receptacle**

160984-01-01A Receptacle-Electrical, Single/Flush-20 Amp, Brown


**Paddle Switch**

132180-01-01A Switch-Paddle, SPST On/Off, Black, 2 Term.  
132180-02-01A Switch-Paddle, SPDT On/On, Black, 3 Term. (Shown)



**Cover**

084077-03-000 Blank Cover Only, 5.2" x 3.5", Ivory



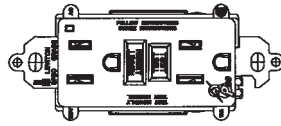
(A)



(B)

**Flush Mount Receptacle**

058707-01-000 Brown Single  
(A) 058708-01-000 Double Brown  
058708-02-000 Double Ivory  
(B) 058707-02-000 Receptacle-Blank, Junction  
(A) 058708-07-000 Single, White




**Receptacle**

163319-01-02A Receptacle-GPCI-15A, 125V, Brown

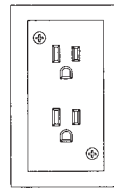
**Single Receptacle**

058708-05-000 Receptacle, Single-Brown



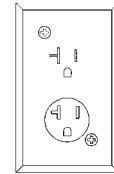
**Receptacle**

058708-06-000 Receptacle-Duplex, White



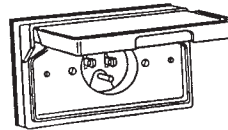
**Receptacle**

157360-01-000 Receptacle-Single, 20 Amp, Ivory



**Inlet Receptacle**


15 amp, 125 volt. 2 pole, 3-wire grounding



087661-01-000 Inlet/Receptacle w/Cover-15 Amp/120V, Ext.

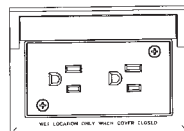
**Receptacle Cover**

112824-01-03A Cover-Receptacle, Ext. Duplex, White



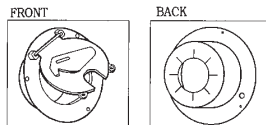
**Exterior Receptacle**

White.  
131826-01-01A Receptacle, Exterior w/Cover/Gasket, White



**Power Cord Hatch**

009426-01-000 Hatch, Power Cord, White



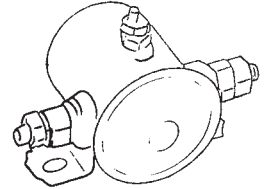
**Air Gauge**

142609-01-000 Gauge-Air, 2.5" Mounting Flange, 1/4" MPT



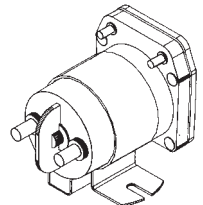
**3-Post Solenoid Battery Change Over**

008188-01-000 Solenoid 3-Post Battery Change Over



**Heavy Duty Solenoid**

008188-02-000 Solenoid, Sealed, Heavy Duty



**Valve Fuel Change Selector**

085743-01-000 Valve-Fuel Change Selector, 6 Pin, 5 Term./6 Port.




**Valve-Fuel Change Selector**

046775-01-000 Valve-Fuel Change Selector, 1 Term./3 Port.

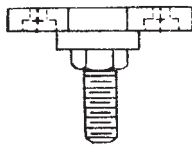
**Battery Disconnect Relay**

086273-01-000 Relay (Shown)  
081087-01-000 Indicator Light  
086272-02-000 Switch - Rocker 3 Pos. (Shown)



## Isolated Stud


3/8" - 16 UNC thread.  
086233-01-000 Isolated Stud



## MagneTek Converter

MagneTek's 7400 Series of solid state converters provides ultra-clean DC power, enabling electrical systems to meet the sophisticated requirements of today. The well-filtered power is free from "spikes" or "surges" which can hinder electrical systems and accessories. The whisper quiet operation is a vast improvement in comparison to the humming noise traditionally associated with converters. MagneTek solid state converters also serve as fully regulated two-step battery chargers. The 7400 Series provides all of this while weighing just 7.5 pounds! 4-1/8"H x 7"W x 12-3/8"L.

123058-01-000 Converter-55 AMP, Electronic 7455BT  
123058-02-000 Converter-45 AMP, Electronic 7445



## Dimensions 130 Watt Inverter

The Dimensions Inverter converts 12 volt DC current from the vehicles electrical system to 117-volt, 60 HZ power. The inverter has voltage and frequency regulation, together with a controlled quasi-sine wave-form, to allow operation of all equipment within the inverters' power rating. High technology control protection assures long life and no user headaches such as blown fuses or failed transistors. U.L. Listed. Size: 10" x 5.2" x 3". Weight: 5.2 lbs.

099048-03-000 Inverter 130 Watt, DUI-12/130TL



## ATS 301

ATS™ 301 line generator switch makes power transfer more convenient and reliable than ever. ATS 301 can be mounted anywhere and hook-up is simple through the use of terminals rather than wire nuts. The compact size of 6" x 4-1/8" x 4-7/16" fits in with any floor plan or cut-out area. Weighs only 3.5 pounds.

165598-01-000 Switch Automatic Transfer, ATS 301



## Dimensions 600 Watt Inverter

This inverter converts 12 VDC from batteries to usable 120 VAC, 60 HZ power. The inverter was built using filter capacitors, a transformer and metal oxide silicon field effect transistors (MOSFET) in addition the inverter has a digital system processor (DSP) to control the output voltage and frequency as the DC input voltage and/or output load varies. The signal output waveform shape of this inverter is not sinusoidal; it has a total harmonic distortion of 31% and a maximum single harmonic distortion of 25%. 14-1/2"L x 7"W x 4-1/2"H. 13 lbs.

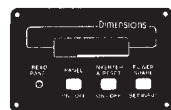
154511-01-000 Inverter-600 Watt w/o Remote Panel  
154511-02-000 Remote/Panel, Inverter/600 Watt



## Inverter/Charger

The Dimensions standby power system incorporates a patented construction method ensuring that you are buying the most durable inverter on the market. The patented cooling will provide years of trouble free use in even the harshest environment. The built in battery charger utilizes back-to-back SCR's (silicon controlled rectifiers) for reliability and less noise interference. The charger performs battery conditioning completely automatically. Our fail-safe shore power transfer relay design allows shore power to pass through the relay to the external outlets if the inverter should ever fail.

148254-01-000 Inverter/Charger, 2000W  
148254-03-000 Cable Asm.-Inverter-w/8 Pin Modular Phone Jack-50'  
148254-04-000 Cable Asm.-Temperature, Battery  
148254-01-700 Remote Panel-Inverter/Charge



## Inverter/Charger

148254-05-000 Remote/Panel, Inverter/Charger



## Intellitec's Energy Management System

127002-10-000 Panel-Monitor, Energy Management Systems Control w/3 Plug  
127002-11-000 Module-EMS Center w/Remote Sensor  
127002-10-700 Wire Asm./Monitor Adapter-4 Pin Mini to 3 Pin Monitor  
127002-11-700 Wire Asm./Module Adapter-4 Pin Mini to 3 Pin Module  
127002-11-701 3-Pin Plug  
127002-11-702 4-Pin Plug



## Dimensions 300 Watt Inverter

The Dimensions 300 Watt Inverter features automatic electronic short circuit/overload protection, automatic over temperature shutdown and output circuit breaker. Automatic 10W battery shutdown, quasi-sine wave form, 60HZ power. 13" x 6.25" x 3.25".

099048-04-000 Inverter-300 Watt DUI/300T



## Automatic Transfer Switch

The Parallax Model ATS 5070 provides automatic switching of power from shoreline to generator, simply by starting the generator. ATS 5070 also features many new innovations, including components designed for simple field service. UL listed Quality components ensure safe, smooth power transfer performance.

106071-06-000 Switch-Automatic Transfer

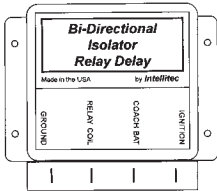




**ATS 501BP**

The ATS 501 is designed to automatically switch the on board 120 or 240 volt appliances to generator power when the generator is activated. 3.75" H x 8.7" W x 11.05" D, 6 lbs.

167050-01-000 Switch-Automatic Transfer, Parallax ATS 501BP



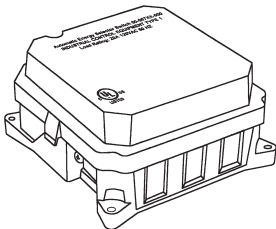
**Module Charge Control**

(Bird Relay)

Module charge control charges both batteries when either one is being charged. When the coach is being driven, both batteries will be charged from the engines alternator. When the coach is plugged into shore power, both batteries will be charged, the batteries are fully isolated. The controller also senses heavy loads on either battery to prevent the wrong battery from being inadvertently discharged.

130366-01-000 Module Charge Control (Bird Relay)

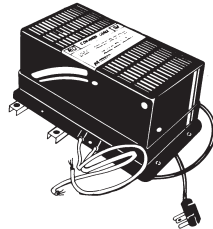
**Automatic Energy Select Switch**



Intellitec's Automatic Energy Select Switch (AESS) is designed

to be used in RVs to share the power available from a single circuit breaker between two large loads. The AESS applies power to both appliances until the primary load is turned on. It then removes power from the secondary load to prevent the circuit breaker from being overloaded. This function is particularly useful for sharing power between the microwave oven and another "sheddable" or postpone-able appliance, such as the washer/dryer, or water heater. Typically, this function has performed with selector switches, forcing the owner to manually switch between the two appliances.

136481-01-000 Automatic Energy Select Switch



**MagneTek 940-E**

MagneTek's ferroresonant deck-mount converter/charger was designed specifically for quicker RV battery charging. The 900 series units feature a high-impact plastic hood; quieter, more reliable operation; and lower converter temperatures. 40 amps. 9-3/4"W x 7"H x 13-3/4"D. 21 lbs.

114511-01-000 Converter, 40 Amp w/Charger



**MagneTek Control Center**

The Parallax power center concept - combining power conversion, battery charging, and AC/DC distribution. The clean DC output is ideal for powering today's electronically controlled appliances and accessories. 7300 series power is free from "spikes" and "surges," regardless of AC power source stability. Smooth appliance operation and bright flicker-free lighting are benefits end users appreciate. 45 amps, 120 volts. 11-3/4"H x 14"W x 7"D. 20 lbs.

083208-07-000 Control Center, 45 Amp-120V/12V w/o Breakers

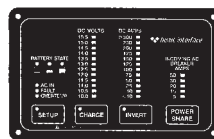
083208-06-701 Converter Only (Lower Unit)



**Module**

158425-01-000 Module-Auto Generator Start

**Remote Panel**



113685-05-000 Remote Panel-Inverter/Charger #84-2056-03

113685-06-000 Cable/Heat Inverter w/Modular Connectors-50'



**Mini Circuit Breaker**

134127-01-000 Circuit Breaker, 10 Amp, Mini



**Circuit Breaker**

122811-01-000 Circuit Breaker-20, 50, 50, 20

**Circuit Breaker Single Pole**



083209-01-000 15 Amp

083209-05-000 20 Amp

083209-04-000 30 Amp



**Circuit Breaker Dual Pole**

083209-02-000 15/15 Amp

083209-03-000 15/20 Amp

083209-07-000 20/20 Amp

083209-06-000 30/15 Amp

083209-10-000 20/30 Amp

083209-11-000 20/15 Amp

**Circuit Breaker**

113482-01-000 Circuit Breaker-55 A



**Circuit Breakers**

Push to reset. Name plate not included. 12 Volt


- 093654-01-000 6 Amp, White
- 093654-02-000 15 Amp, White
- 093654-03-000 20 Amp, White
- 093655-01-000 25 Amp, White
- 093655-02-000 30 Amp, White
- 093655-03-000 40 Amp, White
- 093654-05-000 10 Amp, White

*\*If replacing a gray breaker, all of the breakers must be replaced with the newer white breakers.*




**Circuit Breaker**

- 097611-01-000 Circuit Breaker 10 Amp
- 097611-02-000 Circuit Breaker 30 Amp
- 097611-03-000 Circuit Breaker 20 Amp
- 097611-04-000 Circuit Breaker 25 Amp

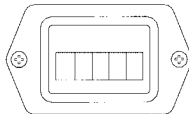


**Receptacle**

- 111414-01-000 Receptacle-12 Volt w/o Bimetal
- 113566-03-704 Cap-Rubber with 12V Receptacle



(A)



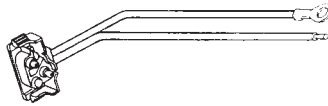
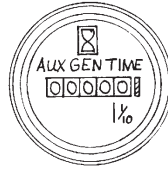
(B)

**Hourmeter Gauge**

- (A) 100258-10-701 Gauge-Hourmeter LCD Readout-Clip-On Style
- (B) 100258-10-01A Gauge-Hourmeter with Switch LCD-Screw-On Style

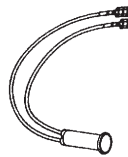
**Generator Hourmeter**

031035-01-000 w/Round Bracket



**Connector Assembly**

- 126403-01-000 Connector Asm., 2 Circuit (Shown)
- 126403-02-000 Connector Asm., 4 Circuit

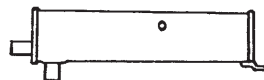


**Light Asm. - Indicator**

081087-01-000 Green Light Asm. Indicator

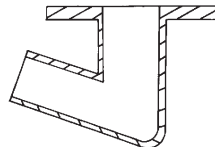
**Indicator Light**

- 133534-01-000 Light, Red Indicator w/1/4" Terminals
- 133534-02-000 Light, Amber Indicator w/1/4" Terminals



**Generator Muffler**

082272-01-000 Muffler

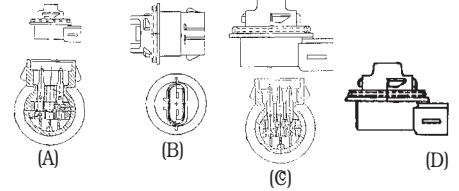
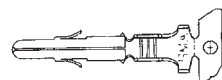


**Downpipe**

079654-05-000 Tube-Exhaust, Down

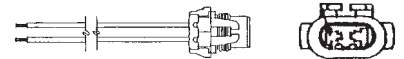
**Pin Connector**

- 088475-01-000 Pin Connector, 14 to 20 AWG
- 088475-02-000 Pin Connector, 10 to 12 AWG



**Socket**

- (A) 112709-01-000 Socket Lamp, Single F
- (B) 112709-02-000 Socket Lamp, Wedge SF
- (C) 112709-03-000 Socket Lamp, Wedge DG
- (D) 112709-04-000 Socket Lamp, S8 Wedge DF

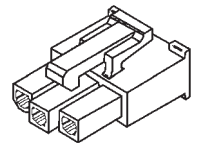


**Housing Assembly**

- 124187-01-000 Housing Asm. Headlamp, Low (Shown)
- 124187-02-000 Housing Asm. Headlamp, High

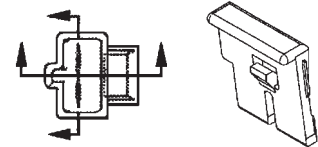
**Housing**

- 158357-01-000 Housing-3 Pin/Male, Mini Fit



**Terminal**

118599-02-000 Terminal, Male M/P 28, 14-12

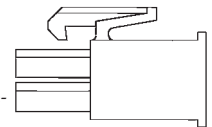


**Housing**

- 156043-01-000 Housing-2 Position/Female
- 156043-02-000 Lock f/2 Position

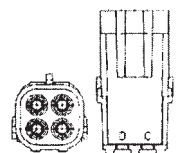
**Housing**

- 158373-01-000 Housing-Socket 16 Cavity, Mini-Mate-N-Lock



**Housing**

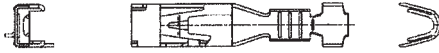
- 142524-02-000 Housing 4-Pin, Weather Pack



**Housing**

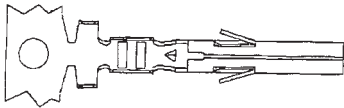
(8 Position Shown)

156035-01-000 Housing-12 Position, Female



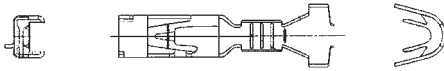
**Housing**

156041-01-000 Terminal-Female 16-12



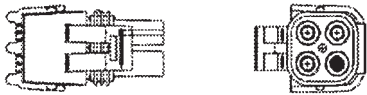
**Terminal**

142520-01-000 Terminal-Female, Mini Fit 16



**Terminal**

156044-01-000 Terminal-Female, 16-12, f/Sealed Housing

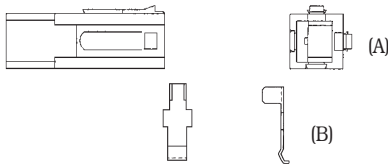


**Housing**

142524-01-000 Housing, 4-Pin Weatherpack

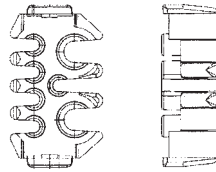
**Housing**

148335-01-000 Housing-8 Position, Male  
 148335-02-000 Housing-4 Position, Male  
 148335-03-000 Housing-6 Position, Male




**Housing**

(A) 104100-01-000 Housing, 75 Amp  
 (B) 104100-03-000 Terminal, 75 Amp



**Housing**

119248-03-000 Lock f/7 Position Housing



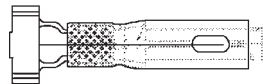
**Housing**

(A) 149687-01-000 Housing, 2 Position/Male  
 (B) 149687-02-000 Lock Secondary, 2 Position



**Housing**

156045-01-000 Housing-10 Position/Female  
 156045-02-000 Housing-4 Position/Female  
 156045-03-000 Housing-8 Position/Female  
 156045-04-000 Housing-6 Position/Female

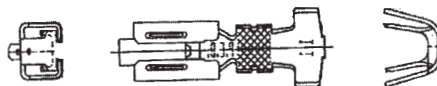
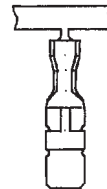


**Terminal**

113308-01-000 Terminal-Female, M/P 12-14  
 113308-02-000 Terminal-Female, M/P 16-18

**Terminal**

062036-01-000 Term. Pack 12/10 AWG



**Terminal**

106007-02-000 Terminal-Female, 10-12 AWG

**Housing**

113468-01-000 Housing 2 Pos. Female (Shown)  
 113468-02-000 Housing, 2 Pos. Female



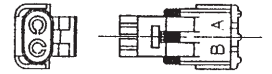
**Housing**

098265-02-000 Pin-Connector  
 098262-01-000 Seal (Not Shown)



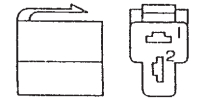
**Housing**

098264-01-000 Housing (Shown)  
 098261-02-000 Socket-Connector  
 098262-01-000 Seal



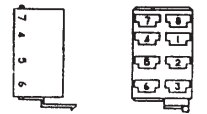
**Connector**

082741-01-000 Connector



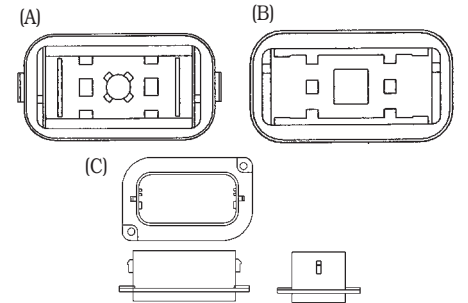
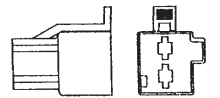
**Housing**

108355-01-000 Housing, Switch



**Housing**

082109-01-000 Housing Connector

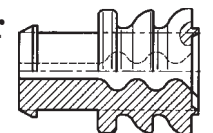


**Connector**

(A) 118571-01-000 Connector-3-Way, Male/Sealed  
 (B) 118571-02-000 Connector-3-Way, Female/Sealed  
 (C) 118571-03-000 Bracket-Mounting

**Seal Connector & Cavity**

164689-01-000 Seal-Connector  
 164689-02-000 Seal-Cavity

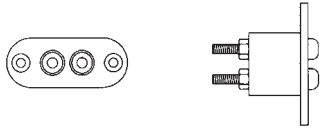
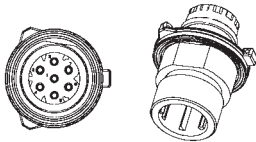




# ELECTRICAL

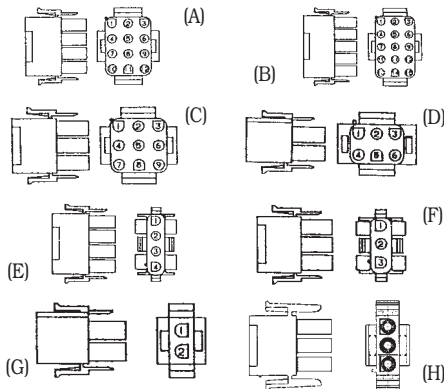
## Housing

164685-01-000  
Housing-Pin, 7  
Position



## Contact Pin

138897-01-000 Contact Pin, 2 Position (Shown)  
138897-02-000 Contact Pin, 3 Position

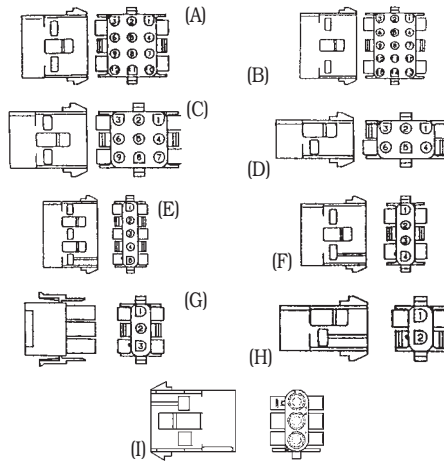
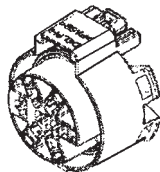


## Housing

(A) 088473-01-000 12-Pin Housing  
(B) 088473-02-000 15-Pin Housing  
(C) 088473-03-000 9-Pin Housing  
(D) 088473-06-000 6-Pin Housing  
(E) 088473-08-000 4-Pin Housing  
(F) 088473-09-000 3-Pin Housing  
(G) 088473-10-000 2-Pin Housing  
(H) 088473-12-000 3-Pin Housing, Blue  
(H) 088473-13-000 3-Pin Housing, Green  
(H) 088473-14-000 3-Pin Housing, Red  
The above housings all use PIN: 088475-01-000

## Housing

157592-01-000 Housing,  
7-Position, Female



## Housing

(A) 088474-01-000 Housing Socket, 12 Cavity  
(B) 088474-02-000 Housing Socket, 15 Cavity  
(C) 088474-03-000 Housing Socket, 9 Cavity  
(D) 088474-06-000 Housing Socket, 6 Cavity  
(E) 088474-07-000 Housing Socket, 5 Cavity  
(F) 088474-08-000 Housing Socket, 4 Cavity  
(G) 088474-09-000 Housing Socket, 3 Cavity  
(H) 088474-10-000 Housing Socket, 2 Cavity  
(I) 088474-12-000 Housing Socket, 2 Cavity, Red  
The above all use socket 088476-01-000.



## RLC Cablemaster

The RLC Cablemaster will dependably extend and retract your RV power cable and store it in one simple operation. The RLC Cablemaster can handle as much cable as your storage area has space for. Don't limit yourself-relax...We'll unwind!  
23" H x 16" W

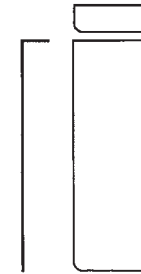
144858-02-000 Reel-Power Cord w/36', 50 Amp w/Mounted Switch  
144858-01-700 Power Head  
144858-01-701 Cord/Power-36'  
144858-01-703 Motor w/Drive Gear  
144858-01-705 Cage/Reel

## Power Cord

23" H x 16" W

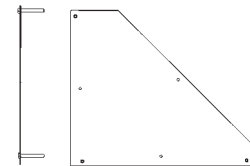


144858-03-000 Reel-Powered, w/40', 50 Amp Power Cord w/Mounted Switch  
144858-01-700 Power Head  
144858-01-703 Motor w/Drive Gear  
144858-01-705 Cage/Reel



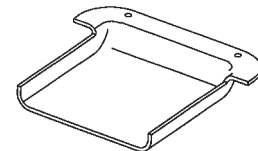
## Bracket-Hose Reel

145758-02-02B Bracket-Hose Reel, Water



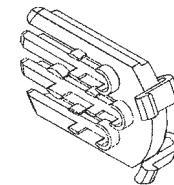
## Power Cord Plate

159078-02-02B Plate-Reel/Power Cord



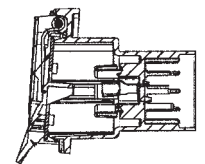
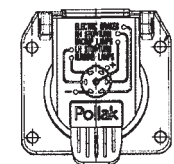
## Wire Cover

155469-01-01A Cover-Wire, s/o Floor, Black .9" x 6.3" x 5.6"



## Lock

157592-02-000 Lock-Secondary, 7-Position




## Connector

157593-01-000 Connector, Plug-Trailer, 7-Socket

**Holding Tank Wire Asm.**

- 096451-06-000 Wire Asm. f/Sensors-Gray Water-23.6"
- 096451-07-000 Wire Asm. f/Sensors-Gray Water-3.9"
- 096450-01-000 Wire Asm. f/Sensors-Black Water-39.3"
- 096450-02-000 Wire Asm. f/Sensors-Black Water-59"
- 096450-05-000 Wire Asm. f/Sensors-Black Water-23.6"



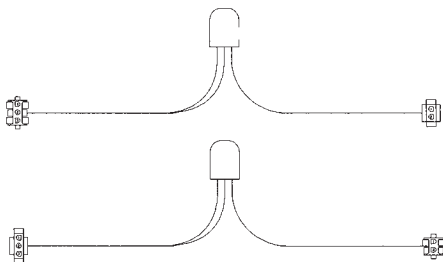
**Solar Panel Pce. Parts**

- 115505-01-000 Light-Monitor/Solar Panel, Red Indicator
- 115504-01-700 Plug & Cable 10 Watt Panel



**Solar Panel**

- 151647-01-000 Panel-Solar, 10 Watt



**Wire Adapter w/Diode Pack**

(Used with no contact sensor system w/2 monitor panels)

- 151808-01-000 Wire Adapter w/Diode Pack-2 Male & 3 Female Socket, Gray Tank
- 151808-02-000 Wire Adapter w/Diode Pack-2 Female & 3 Male Socket, Black Tank



**Wire Assembly**

- 151316-01-000 Wire Asm. w/Non-Contact Sensors, Gray Water, 3.9"
- 151316-02-000 Wire Asm. w/Non-Contact Sensors, Gray Water, 23.6"
- 151316-03-000 Wire Asm. w/Non-Contact Sensors, Gray Water, 43.2"
- 151316-04-000 Wire Asm. w/Non-Contact Sensors, Gray Water, 62.9"
- 151316-05-000 Wire Asm. w/Non-Contact Sensors, Gray Water, 70.8"
- 151316-06-000 Wire Asm. w/Non-Contact Sensors, Gray Water, 78.6"
- 151316-01-700 Patch/Adhesive f/Sensors

**Monitor Panel Wire Asm.**


Three probe sending unit with resistor. (3 wires with orange cap). (Yellow, Green, Blue)

- 097618-01-000 Monitor Panel Wire Asm. (shown), 15.7"
- 097618-02-000 Wire Asm.- Monitor Panel, 102.4"



**Wire Assembly**

- 151317-01-000 Wire Asm. w/Non-Contact Sensors, Fresh Water, Blk. Tank, 3.9"
- 151317-02-000 Wire Asm. w/Non-Contact Sensors, Fresh Water, Blk. Tank, 23.6"
- 151317-03-000 Wire Asm. w/Non-Contact Sensors, Fresh Water, Blk. Tank, 43.2"
- 151317-04-000 Wire Asm. w/Non-Contact Sensors, Fresh Water, Blk. Tank, 62.9"
- 151317-05-000 Wire Asm. w/Non-Contact Sensors, Fresh Water, Blk. Tank, 70.8"
- 151317-06-000 Wire Asm. w/Non-Contact Sensors, Fresh Water, Blk. Tank, 78.6"
- 151316-01-700 Patch/Adhesive f/Sensors



**Monitor Panel Wire Asm.**

- 129560-01-000 Wire Asm./Monitor Panel-3 Wires (2 Wht./Brown & Solid Brown)

**Wire Assembly Heater/Tanks**

(Not Shown)

- 134551-03-000 Wire Asm./Heater/Tanks-3 Pad, 112" (Longest Wire)
- 134551-06-000 Wire Asm./Heater/Tanks-3 Pad, 196.5" (Longest Wire)
- 134551-08-000 Wire Asm./Heater/Tanks-2 Pad, 216.2" (Longest Wire)
- 134551-09-000 Wire Asm./Heater/Tanks, 2-Pad, 114" (Longest Wire)
- 134551-10-000 Wire Asm./Heater/Tanks, 2-Pad 167.1" (Longest Wire)
- 134551-11-000 Wire Asm./Heater/Tanks, 2-Pad, 133.7" (Longest Wire)
- 134551-12-000 Wire Asm./Heater/Tanks, 2-Pad, 78.6" (Longest Wire)
- 134551-13-000 Wire Asm./Heater/Tanks, 2-Pad, 86.5" (Longest Wire)
- 134551-14-000 Wire Asm./Heater/Tanks, 4-Pad, 155.3" (Longest Wire)

## True Level Non-Contact Sensor Change Out - Quick Reference

### C-Body - 2001 thru 2005 (up to 5/04)

134940-06-700 PC Circuit Board (Red)  
151316-06-000 Sensor for Gray Water Tank - 78.6"  
Lead  
151317-05-000 Sensor f/Blk Water/Fresh Water  
Tank - 70.8" Lead

### D-Series - 2001 thru 2005 (up to 5/04)

134940-06-700 PC Circuit Board (Red)  
151316-06-000 Sensor for Gray Water Tank - 78.6"  
Lead  
151317-05-000 Sensor f/Blk Water/Fresh Water  
Tank - 70.8" Lead

### F-Series - 2001 thru 2005 (up to 5/04)

134940-06-700 PC Circuit Board (Red)  
151316-06-000 Sensor for Gray Water Tank - 78.6"  
Lead  
151317-05-000 Sensor f/Blk Water/Fresh Water  
Tank - 70.8" Lead

### G-Series - 2000 thru 2005 (up to 5/04)

133004-05-701 PC Circuit Board (Red)  
151316-06-000 Sensor for Gray Water Tank - 78.6"  
Lead  
151317-05-000 Sensor f/Blk Water/Fresh Water  
Tank - 70.8" Lead

### L-Series - 2000 thru 2004 (Except models with diesel generators)

133004-05-701 PC Circuit Board (Red)  
151316-06-000 Sensor for Gray Water Tank - 78.6"  
Lead  
151317-05-000 Sensor f/Blk Water/Fresh Water  
Tank - 70.8" Lead

### P-Series - 2000 thru 2005 (up to 5/04)

133004-05-701 PC Circuit Board (Red)  
151316-06-000 Sensor for Gray Water Tank - 78.6"  
Lead  
151317-05-000 Sensor f/Blk Water/Fresh Water  
Tank - 70.8" Lead

### S-Series - 2004 & 2005 (up to 5/04)

133004-05-701 PC Circuit Board (Red) f/Main  
Monitor Panel  
129561-02-700 PC Circuit Board (Red) f/Aux  
Monitor Panel  
151316-06-000 Sensor for Gray Water Tank - 78.6"  
Lead  
151317-05-000 Sensor f/Blk Water/Fresh Water  
Tank - 70.8" Lead  
151808-01-000 Diode Harness - f/Gray Water  
151808-02-000 Diode Harness - f/Black  
Water/Fresh Water


### Q-Series - 2000 thru 2004 (Except models with diesel generators)

133004-05-701 PC Circuit Board (Red) f/Main  
Monitor Panel  
129561-02-700 PC Circuit Board (Red) f/Aux  
Monitor Panel  
151316-06-000 Sensor for Gray Water Tank - 78.6"  
Lead  
151317-05-000 Sensor f/Blk Water/Fresh Water  
Tank - 70.8" Lead  
151808-01-000 Diode Harness - f/Gray Water  
151808-02-000 Diode Harness - f/Black  
Water/Fresh Water

**NOTE:** All sensor wiring must be kept at least 1/4" to 1/2" away from any metal objects to prevent interference.

**NOTE:** "S" & "Q" series coaches must use all required parts for function.





**Bosch Relays**

- #0332204198
- (B) 063912-02-000 5 Terminal
- #0332014150
- (A) 103930-02-707 5 Terminal w/Bracket
- #0332209137
- (B) 063912-02-000 5 Terminal
- #0332204159
- (B) 063912-02-000 5 Terminal
- #0332204101
- (B) 063912-02-000 5 Terminal
- #0332204150
- (A) 103930-02-707 5 Terminal w/Bracket
- #0332204167
- (C) 063912-02-000 5 Terminal
- #332204161 & 0332209161
- 103930-02-707 5 Terminal w/Bracket (Not Shown)

**5 Terminal Relay Housing**

- (D) 063910-01-000 5 Terminal

**Potter-Brumfield Relays**

- #T9151D32
- 105620-01-732 Relay, Blower (Not Shown)
- #K10P11AT5-120
- 105620-01-731 Relay, Control, 8 Terminal (Not Shown)
- #PRD5PY012
- 130968-01-000 SPDT 25 Amp, 120V AC w/Cover (Not Shown)

**Klixon**

- (F) 114965-01-000 Relay 12V, 5 Terminal, 2A Delay Off 10 Min.
- #60704A0-32
- 069634-01-733 Relay, 4 Terminals, Time Delay (Not Shown)

**Other Brands - Relays**

- (F) **Amperite 12DP10MHLCI**
- 114965-01-000 Relay 12V, 2A Delay Off 10 Min.
- #1460-101 #G7L-1A-TUB-CB Omron
- (O) 105620-01-729 Relay-Compressor, 4 Terminal (Not Shown)
- #K10P11AT5-120
- (M) 105620-01-731 Relay-Control, 8 Terminal
- #D8PR7TEA
- (J) 131832-01-000 Relay-25 Amp/120 Volt AC/6 Term.
- #D8PA2
- (K) 131832-02-000 Relay-Housing
- #TS61120P
- (L) 133535-01-000 Module-Timer, 20 Second, 3 Terminal (Hole in Center)
- #520820
- (N) 098668-22-705 Module Board w/Relay Time Delay
- (O) 163913-01-000 Relay-Daytime Running Lights F5TZ14N089B

**Intellitec**

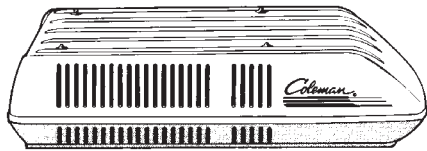
- #01-00055-000
- (G) 086273-01-000 Relay-Battery Disconnect

**Hamsar**

- #H8005B
- (E) 100138-01-000 5 Terminal, Daytime Running Light Module

**Sure Power**

- #1325F
- (H) 134090-01-000 Module-Daytime Running Light 8 Terminal



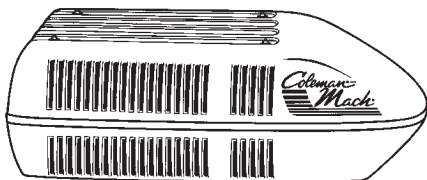
## TSR Rotary

093763-01-02A 13,500 BTU, Gray 6759D702 (Piece Parts Only)  
 093763-01-03A 13,500 BTU, Beige 6759D708 (Piece Parts Only)  
 093763-01-04A 13,500 BTU, Off-White 6759E7007 & 807 (Piece Parts Only)  
 093306-01-701 Decal Pkg.  
 093763-01-712 Fan Blade Condenser  
 093763-01-704 Capacitor Fan  
 073742-01-701 Selector Switch  
 091225-01-713 Knob (2 per package)  
 037648-01-714 Gasket Package  
 131186-02-700 Shroud-Colonial White



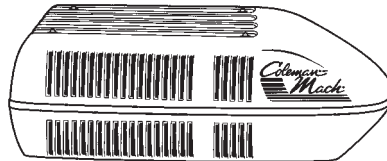
## Mach 3 White

131185-01-01A A/C Roof, 13,500 Mach 3 White, 8333-876 (Piece Parts Only)  
 037648-01-714 Gasket Package  
 093306-01-701 Decal Package, Left & Right  
 093763-01-712 Blade-Fan-Condenser  
 105620-01-706 Mounting Pkg., Comp., 3 Per  
 105620-10-705 PTCR (Start Device)- w/Cap  
 131185-01-700 Condenser Coil  
 131185-01-701 Motor (115V, 60HZ)  
 131185-01-702 Blower Wheel Package  
 131188-05-700 Shroud-Roof Air, 2 Pce. White



## A/C Roof 13,500

131185-02-01A A/C Roof, 13,500 220V Mach, White (Pce. Parts Only)  
 037648-01-714 Gasket Package  
 093306-01-701 Decal Package  
 093763-01-704 Capacitor-Fan  
 093763-01-712 Blade-Fan, Condenser  
 105620-01-706 Mounting Pkg. Comp., 3 Per  
 131185-01-700 Condenser Coil  
 131185-01-702 Impellor  
 131188-05-700 Shroud-Roof Air, 2 Pce.-White



## Mach 1 Power Saver

131186-01-01A A/C Roof Mach 1 Power Saver, Wht. 8632-876 (Piece Parts Only), 11,000 BTU  
 093306-01-701 Decal Pkg., Left & Right  
 093763-01-704 Capacitor-Fan  
 093763-01-712 Blade-Fan, Condenser  
 105620-01-706 Mounting Pkg., Comp., 3 Per  
 105620-10-705 PTCR (Start Device)  
 126859-01-700 Compressor  
 126859-01-701 Overload Protector  
 126859-01-703 Capacitor-Run  
 126859-01-706 Line-Suction  
 131185-01-702 Blower Wheel Pkg.  
 131186-01-700 Motor-115V, 60 HZ  
 131188-05-700 Shroud-Roof Air, 2 Pce. White



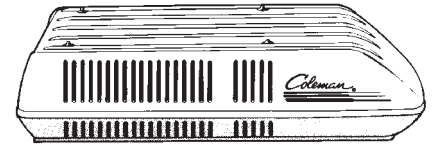
## Mach 3 Power Saver

131187-01-01A A/C Roof Mach 3 Power Saver, Wht. 8633-876 (Pce. Parts Only), 13,500 BTU  
 093306-01-701 Decal Pkg., Left & Right  
 093763-01-712 Blade-Fan, Condenser  
 105620-01-706 Mounting Pkg., Comp., 3 Per  
 093763-01-704 Capacitor-Blower, I.D. 7.5 MFD  
 105620-10-705 PTCR (Start Device)  
 126859-01-703 Capacitor-Run  
 126859-01-706 Line-Suction  
 126860-01-700 Compressor  
 126860-01-701 Overload Protector  
 131185-01-702 Blower Wheel Pkg.  
 131186-01-700 Motor-115V, 60 HZ  
 131188-05-700 Shroud-Roof Air, 2 Pce. White



## Mach 15

131188-01-01A A/C Roof, 14,800 Mach 15, Wht., 8335-896 (Piece Parts Only)  
 093306-01-701 Decal Pkg., Left & Right  
 093763-01-712 Blade-Fan, Condenser  
 105620-01-706 Mounting Pkg., Comp., 3 Per  
 093763-01-704 Capacitor-Fan, 7.5 MFD  
 131185-01-701 Motor (115V, 60 HZ)  
 131185-01-702 Blower Wheel Pkg.  
 131188-01-700 Compressor-Tecumseh  
 131188-01-701 Run Capacitor  
 131188-01-702 Line-Suction  
 131188-01-703 Line-Discharge  
 037648-01-714 Gasket Pkg.  
 131188-05-700 Shroud-Roof Air, 2 Pce. White



## Super-Mach Low-Profile AC

091225-04-000 Gray 6799A802 (Piece Parts Only)  
 091225-06-000 Buff 6799A808 (Piece Parts Only)  
 091225-07-000 A/C Roof, Ivory 6799A807 (Piece Parts Only)  
 037648-01-714 Gasket Pkg.  
 093306-01-701 Decal Pkg. Left & Right  
 105620-01-718 Capacitor-Fan



## Mach 3 Power Saver

131187-04-01A A/C Roof, Mach 3-Power Saver, Polar White, 8534B876, 10,200 BTU  
 037648-01-714 Gasket Package  
 093763-01-704 Capacitor Fan  
 093763-01-712 Blade-Fan-Condenser  
 105620-01-706 Mounting Pkg. Comp. 3 Per.  
 105620-10-705 PTCR (Start Device) w/Cap.  
 105620-12-708 Coil-Solenoid  
 126859-01-703 Capacitor-Run  
 126860-01-700 Compressor  
 131185-01-702 Blower Wheel Pkg.  
 131186-01-700 Motor-115V, 60 Hertz  
 131188-02-700 Condenser Coil  
 131188-02-704 Valve/Reverse Assembly  
 131188-02-705 Wire Harness f/Solenoid  
 131188-02-706 Switch-Freeze  
 131188-02-707 Liquid Line  
 131188-05-700 Shroud-Roof Air, 2 Pce. White



## Mach 3 Power Saver

131187-03-01A A/C Roof, Mach 3-Power Saver, White, 13,500 BTU 8633B876  
 093306-01-701 Decal Package, Left & Right  
 093763-01-712 Blade-Fan-Condenser  
 105620-01-706 Mounting Pkg. Comp. 3 Per.  
 105620-10-705 PTCR (Start Device) w/Cap.  
 126859-01-703 Capacitor-Run  
 126859-01-706 Line-Suction  
 126860-01-700 Compressor  
 126860-01-701 Overload Protector  
 131185-01-702 Blower Wheel Package  
 131186-01-700 Motor-115V. 60 Hertz  
 093763-01-704 Capacitor-Fan  
 131188-05-700 Shroud-Roof Air, 2 Pce. White



**Mach 3**

- 131187-06-01A A/C Roof, Mach 3 Power Saver 2 Pce. Shroud-Wht.
- 131188-05-700 Shroud-Roof Air, 2 Pce., Wht.
- 037648-01-714 Gasket Package
- 093763-01-704 Capacitor-Fan (Indoor Motor)
- 093763-01-712 Blade-Fan, Condenser
- 105620-01-706 Mounting Pkg.-Comp. (3 Per.)
- 105620-10-705 PTCR (Start Device) w/Cap
- 105620-12-708 Coil-Solenoid
- 126859-01-703 Capacitor-Run
- 126860-01-700 Compressor
- 131185-01-702 Blower Wheel Package
- 131186-01-700 Motor-115 V, 60 Hertz
- 131188-02-700 Condenser Coil
- 131188-02-704 Valve/Reverse Assembly
- 131188-02-705 Wire Harness f/Solenoid
- 131188-02-706 Switch-Freeze
- 131188-02-707 Liquid Line
- 131188-05-700 Shroud-Roof Air/2 Pce.-White
- 131187-03-700 Shroud-Fan/Inner, Less Logo



**Heat Pump**

- 131188-04-01A A/C-Roof-14,800 Heat Pump, White, 8535B896 (Pce. Parts Only)
- 037648-01-714 Gasket Package
- 093763-01-704 Capacitor-Fan
- 093763-01-712 Blade-Fan, Condenser
- 105620-01-706 Mounting Pkg., Comp. 3 Per
- 105620-12-708 Coil-Solenoid
- 131185-01-701 Motor (115V, 60Hz)
- 131185-01-702 Blower Wheel Package
- 131188-01-701 Run Cap.
- 131188-02-700 Condenser Coil
- 131188-02-701 Compressor
- 131188-02-702 Restrictor-By Flow
- 131188-02-703 Capacitor-Start
- 131188-02-704 Valve/Reverse Assembly
- 131188-02-705 Wire Harness f/Solenoid
- 131188-02-706 Switch-Freeze
- 131188-02-707 Liquid Line



**Mach 15 14,800**

- 131188-05-01A A/C-Roof, 14,800 Mach 15-White, 8335D8764
- 037648-01-714 Gasket Package
- 131185-01-702 Blower Wheel Pkg.
- 131187-03-700 Shroud Fan/Inner-Less Logo
- 093763-01-712 Blade-Fan-Condenser
- 105620-01-706 Mounting Pkg. Comp. 3 Per
- 093763-01-704 Capacitor-Fan
- 131185-01-701 Motor
- 131188-05-700 Shroud-Roof Air/2 Pce. White
- 105620-10-705 PTCR (Start Device) w/Cap
- 126859-01-703 Capacitor-Run



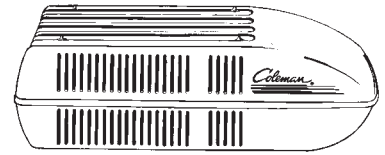
**Mach 15 14,800**

- 131188-03-01A A/C Roof, 14,800 Mach 15-White
- 037648-01-714 Gasket Package
- 093306-01-701 Decal Package, Left & Right
- 093763-01-712 Blade-Fan Condenser
- 105620-01-706 Mounting Pkg. Comp. 3 Per.
- 131185-01-701 Motor (115V, 60 HZ)
- 131185-01-702 Blower Wheel Package
- 131188-01-700 Compressor-Tecumseh
- 131188-01-701 Run Capacitor
- 131188-01-702 Line-Suction
- 131188-01-703 Line-Discharge
- 093763-01-704 Capacitor-Fan
- 131188-05-700 Shroud-Roof Air, 2 Pce. White



**Mach 1 Power Saver**

- 131186-02-01A A/C-Roof Mach 1 Power Saver, White, 11,000 BTU (Pce. Parts Only)
- 093306-01-701 Decal Package, Left & Right
- 093763-01-704 Capacitor-Fan
- 093763-01-712 Blade-Fan-Condenser
- 105620-01-706 Mounting Pkg., Comp., 3 Per
- 105620-10-705 PTCR (Start Device) - w/Cap.
- 126859-01-700 Compressor
- 126859-01-701 Overload Protector
- 126859-01-703 Capacitor - Run
- 126859-01-706 Line - Suction
- 131185-01-702 Blower Wheel Package
- 131186-01-700 Motor - 115V, 60 Hertz
- 131186-02-700 Shroud-Col. White
- 131188-05-700 Shroud-Roof Air, 2 Pce. White



**Mach 1 Power Saver Air Conditioner**

- 131186-01-02A A/C Roof Mach 1, Power Saver, Polar (Piece Parts Only)
- 037648-01-714 Gasket Package
- 093306-01-701 Decal Package, Left & Right
- 093763-01-712 Blade-Fan-Condenser
- 105620-01-706 Mounting Pkg., Comp., 3 Per
- 105620-10-705 PTCR (Start Device) w/Cap
- 126859-01-700 Compressor RK124AT-001-A4Y
- 126859-01-701 Overload Protector MRA#4761
- 126859-01-703 Capacitor-Run
- 131185-01-702 Blower Wheel Package
- 131186-01-700 Motor-115V, 60 Hertz
- 131186-01-702 Shroud (Polar White)



**Mach 15 14,800**

- 131188-06-01A A/C Roof, 14,800 Mach 15, Heat Pump, Wht. 8535D876
- 093763-01-712 Blade-Fan Condenser
- 093763-01-704 Capacitor Fan
- 105620-01-706 Mounting Pkg., Comp. 3-Per
- 131185-01-701 Motor (115 V., 60 Hz.)
- 131185-01-702 Blower Wheel Pkg.
- 131188-05-700 Shroud-Roof Air, 2-Pce. Wht.
- 131188-02-700 Condenser Coil
- 131188-02-706 Switch-Freeze
- 131188-02-707 Liquid Line
- 037648-01-714 Gasket Package
- 105620-12-708 Coil-Solenoid
- 105620-01-705 Protector-Overload, RH & LH
- 105620-10-705 PTCR (Start Device), w/Cap
- 105620-12-725 Compressor, Run Capacitor
- 131185-01-704 Motor Mount & Seal Kit
- 131186-01-701 Evaporator Coil



**Coleman Mach 15 Air Conditioner**

- 115219-01-01A A/C, Roof, 14,800 Mach 15, Ivory (Piece Parts Only)
- 115219-01-02A A/C, Roof, 14,800 Mach 15, Ash Gray (Piece Parts Only)
- 115219-01-03A A/C, Roof, 14,800 Mach 15, Bright White (Piece Parts Only)
- 093306-01-701 Decal Pkg., Left & Right
- 093763-01-712 Fan Blade, Condenser
- 105620-01-706 Comp. Mounting Pkg. (3/pkg.)
- 093763-01-704 Fan Capacitor
- 108889-01-711 Gasket Pkg.
- 131188-05-700 Shroud-Roof-Air 2 Pce. White





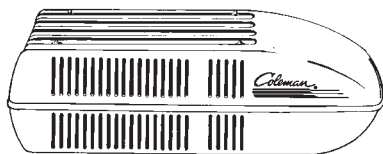
## Mach 1 Power Saver

131186-03-01A A/C Roof, Mach 1 Pwr. Saver, 11,000 BTU-2 Pce. Shroud, Wht.  
 093763-01-704 Capacitor-Fan  
 093763-01-712 Blade-Fan Condenser  
 105620-01-706 Mounting Pkg. Comp., 3 Per  
 105620-10-705 PTCR (Start Device) w/Cap  
 126859-01-700 Compressor  
 126859-01-701 Overload Protector  
 126859-01-703 Capacitor-Run  
 126859-01-706 Line-Suction  
 131185-01-702 Blower Wheel Package  
 131186-01-700 Motor-115 V, 60 Hertz  
 131188-05-700 Shroud-Roof Air, 2 Pce., Wht.  
 037648-01-714 Gasket Package  
 131187-03-700 Shroud Fan/Inner-Less Logo



## Mach 1 Power Saver

131186-02-03A A/C-Roof Mach 1 Power Saver, Gold (Pce. Parts Only)  
 131186-02-04A A/C-Roof Mach 1, Power Saver, Silver (Pce. Parts Only)  
 037648-01-714 Gasket Package  
 093306-01-701 Decal Package, Left & Right  
 093763-01-704 Capacitor-Fan (Indoor Motor)  
 093763-01-712 Blade-Fan, Condenser  
 105620-01-706 Mounting Pkg., Comp., 3 Per  
 105620-10-705 PTCR (Start Device) - w/Cap.  
 126859-01-700 Compressor RK124AT-001-A4Y  
 126859-01-701 Overload Protector  
 126859-01-703 Capacitor - Run  
 126859-01-706 Line - Suction  
 131185-01-702 Blower Wheel Package  
 131186-01-700 Motor-115V, 60 Hertz  
 131186-02-700 Shroud-Col. White



## Coleman TSR RV Air Conditioner

108889-02-01A A/C Roof 13,500 TSR 220 Volt, Ivory, 7373-597 (Piece Parts Only)  
 108889-02-03A A/C Roof 13,500 TSR 220 Volt, Brt. Wht. (Export Units Only) (Piece Parts Only)  
 093306-01-701 Decal Pkg. Left & Right  
 093763-01-712 Fan Blade-Condenser  
 105620-01-706 Comp. Mounting Pkg. (3/pkg.)  
 108889-01-703 Condenser Coil  
 093763-01-704 Fan Capacitor  
 108889-01-711 Gasket Pkg.  
 131188-05-700 Shroud-Roof Air, 2 Piece-Wht.



## A/C Mach 1 Power Saver

126859-01-01A A/C Roof Mach 1 Power Saver (Pce. Parts Only)  
 093306-01-701 Decal Package, Left & Right  
 093763-01-704 Capacitor-Fan  
 093763-01-712 Blade-Fan, Condenser  
 105620-01-706 Mounting Pkg., Comp., 3 Per  
 108889-01-711 Gasket Pkg.  
 108892-01-703 Filter  
 126859-01-700 Compressor RK124AT-00-A4Y  
 126859-01-701 Overload Protector  
 126859-01-702 Motor-115V, 60Hz  
 126859-01-703 Capacitor-Run  
 126859-01-705 Coil-Evaporator  
 126859-01-706 Line-Suction  
 126859-01-707 Line Assembly-Discharge  
 135618-03-01A Thermostat, A/C & Furnace, White  
 135618-04-01A Thermostat-Roof, A/C Only, White  
 131188-05-700 Shroud-Roof Air, 2 Pce.-White



## Mach 3 Plus 11,000

108890-01-01A A/C Roof 11,000 Ivory 7332-897 (Piece Parts Only)  
 108890-01-02A A/C Roof 11,000 Gray 7332-892 (Piece Parts Only)  
 108890-01-03A A/C Roof 11,000 Buff 7332-898 (Piece Parts Only)  
 093306-01-701 Decal Pkg. Left & Right  
 093763-01-712 Fan Blade Condenser  
 108889-01-703 Condenser Coil  
 093763-01-704 Fan Capacitor  
 108889-01-711 Gasket Pkg.  
 131188-05-700 Shroud-Roof Air, 2 Piece-Wht.



## Mach 3 Plus 13,500

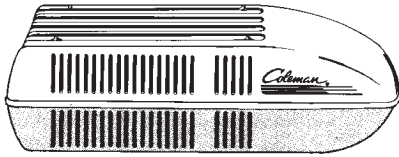
108889-01-01A A/C Roof 13,500 Mach 3 Plus Ivory 7333-887 (Piece Parts Only)  
 108889-01-02A A/C Roof 13,500 Mach 3 Plus Gray 7333-882 (Piece Parts Only)  
 108889-01-03A A/C Roof 13,500 Mach 3 Plus Buff 7333-888 (Piece Parts Only)  
 108889-01-05A A/C Roof 13,500 TSR 7333A886 (Brt. White) (Piece Parts Only)  
 093306-01-701 Decal Pkg. Left & Right  
 105620-01-706 Compressor Ft. Pkg. (RH & LH)  
 108889-01-703 Condenser Coil  
 093763-01-704 Fan Capacitor  
 108889-01-711 Gasket Pkg.  
 108889-01-720 Tube-Cap  
 131188-05-700 Shroud-Roof Air, 2 Pce.-White



## Mach 3 Power Saver Air Conditioner

131187-02-01A A/C Roof Mach 3 Power Saver, White (Pce. Parts Only)  
 037648-01-714 Gasket Package  
 093763-01-704 Capacitor-Fan  
 093763-01-712 Blade-Fan-Condenser  
 105620-01-706 Mounting Pkg. Comp. 3 Per  
 105620-10-705 PTCR (Start Device) w/Cap  
 105620-12-708 Coil-Solenoid  
 126859-01-703 Capacitor-Run  
 126860-01-700 Compressor RK136AT-002-A4Y  
 131185-01-702 Blower Wheel Package  
 131186-01-700 Motor-115V 60 Hertz  
 131188-02-700 Condenser Coil  
 131188-02-704 Valve/Reverse Assembly  
 131188-02-705 Wire Harness f/Solenoid  
 131188-02-706 Switch-Freeze  
 131188-02-707 Liquid Line  
 131188-05-700 Shroud-Roof Air, 2 Pce.-White






**Mini Mach Rotary  
RV Air Conditioner**

- 093306-01-01A A/C Roof, 7,100 BTU-Ivory
- 6727-737 (Piece Parts Only)
- 093306-01-02A A/C Roof, 7,100 BTU Rotary White (Pce. Parts Only)
- 093306-01-700 Shroud
- 093306-01-701 Decal Pkg. (Left and Right)
- 093306-01-705 Motor 115V
- 076303-01-710 Thermostat
- 076303-01-717 Filter
- 093306-01-722 Shroud-Arctic White, Less Logo
- 093306-02-700 Overload
- 093306-02-701 Compressor
- 093306-02-702 Relay-Start
- 093306-02-703 Capacitor Run
- 093307-03-000 Ceiling Asm.-A/C Cool, White



**Mach 3 13,500**

- 131185-04-01A A/C Roof 13,500 BTU, Mach 3-2 Pce., Shroud, Wht.
- 037648-01-714 Gasket Package
- 093763-01-712 Blade-Fan Condenser
- 105620-01-706 Mounting Pkg., Comp., 3 Per
- 105620-10-705 PTCR (Start Device) w/Cap
- 131188-05-700 Shroud-Roof Air/2 Pce. Wht.
- 131185-01-700 Condenser Coil
- 131185-01-701 Motor (115 V., 60 Hz)
- 131185-01-702 Blower Wheel Package
- 093763-01-704 Capacitor-Fan
- 108889-01-707 Capacity-Run, Comp.
- 131185-01-703 Evaporator Coil
- 131185-01-706 Discharge Line
- 131187-03-700 Shroud Fan/Inner, Less Logo
- 131185-01-705 Suction Line (3/8" OD)




**A/C Roof - Low Profile**

- 148644-01-01A A/C Roof-Low Profile, Arctic White, RVP 9203C876, 13,500 BTU
- 037648-01-714 Gasket Package
- 093763-01-704 Capacitor-Fan (Indoor Motor)
- 105620-10-705 PTCR (Start Device) w/Cap
- 131188-01-701 Run Cap. (Comp. 40MFD/370V)
- 147102-01-705 Blower Wheel
- 147102-01-706 Fan Blade
- 148644-01-700 Shroud (Arctic White)
- 148644-01-701 Overload
- 148644-01-702 Compressor
- 148644-01-703 Motor-Blower
- 148644-01-704 Coil-Condenser
- 148644-01-705 Coil-Evaporator
- 148644-02-702 Grille-f/Fan



**A/C Roof  
(Shown in White)**

- 148644-01-02A A/C Roof, Low Profile, Black 9203C879
- 037648-01-714 Gasket Package
- 093763-01-704 Capacitor-Fan (Indoor Motor)
- 105620-10-705 PTCR (Start Device) w/Cap
- 131188-01-701 Run Cap.
- 147102-01-705 Blower Wheel
- 147102-01-706 Fan Blade
- 148644-01-701 Overload
- 148644-01-702 Compressor
- 148644-01-703 Motor-Blower
- 148644-01-704 Coil-Condenser
- 148644-01-705 Coil-Evaporator
- 148644-02-702 Grille f/Fan



**A/C Roof - Low Profile**

- 148644-02-01A A/C Roof-Low Profile/Heat Pump, Arctic White, RVP 9003C876, 13,500 BTU
- 037648-01-714 Gasket Package
- 093763-01-704 Capacitor-Fan (Indoor Motor)
- 105620-10-705 PTCR (Start Device) w/Cap
- 105620-12-708 Coil-Solenoid
- 131188-01-701 Run Cap. (Comp. 40MFD/370V)
- 147102-01-705 Blower Wheel
- 147102-01-706 Fan Blade
- 148644-01-700 Shroud (Arctic White)
- 148644-01-701 Overload
- 148644-01-702 Compressor
- 148644-01-703 Motor-Blower
- 148644-02-700 Coil-Condenser
- 148644-02-701 Coil-Evaporator
- 148644-02-702 Grille-f/Fan



**Mach 3 Power Saver**

- 131187-05-01A A/C Roof-Mach 3 PS-2 Pce. Shroud, Wht.
- 093763-01-712 Blade-Fan Condenser
- 105620-01-706 Mounting Pkg. Comp. 3 Per
- 105620-10-705 PTCR (Start Device) w/Cap
- 126859-01-703 Capacitor-Run
- 126859-01-706 Line-Suction
- 126860-01-700 Compressor
- 126860-01-701 Overload Protector
- 131185-01-702 Blower Wheel Package
- 131186-01-700 Motor-115 V., 60 Hertz
- 131188-05-700 Shroud-Roof Air/2Pce., Wht.
- 037648-01-714 Gasket Package
- 093763-01-704 Capacitor Fan (Indoor Motor)
- 131187-03-700 Shroud Fan/Inner-Less Logo
- 131188-05-700 Shroud-Roof Air/2Pce.-Wht.



**A/C Roof Mach 3  
Power Saver**

- 126860-01-01A A/C Roof Mach 3 Power Saver (Pce. Parts Only), 13,500 BTU
- 093306-01-701 Decal Package, Left & Right
- 093763-01-704 Capacitor-Fan
- 093763-01-712 Blade, Fan Condenser
- 105620-01-706 Mounting Pkg., Comp. 3 Per
- 108889-01-711 Gasket Pkg.
- 108892-01-703 Filter
- 126859-01-702 Motor 115V, 60 Hz.
- 126859-01-703 Capacitor-Run
- 126859-01-705 Coil-Evaporator
- 126859-01-706 Line-Suction
- 126859-01-707 Line Assembly-Discharge
- 126860-01-700 Compressor
- 126860-01-701 Overload Protector
- 135618-03-01A Thermostat, A/C & Furnace, White
- 135618-04-01A Thermostat-A/C Only
- 131188-05-700 Shroud-Roof Air, 2 Pce., White



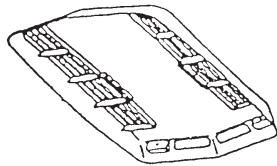
**14,800 A/C Roof  
Air Heat Pump**

- 131188-02-01A A/C Roof, 14,800 Heat Pump, Wht. (Pce. Parts Only)
- 037648-01-714 Gasket Package
- 093763-01-704 Capacitor-Fan
- 093763-01-712 Blade-Fan, Condenser
- 105620-01-706 Mounting Pkg., Comp., 3 per
- 105620-12-708 Coil-Solenoid
- 131185-01-701 Motor (115V, 60Hz.)
- 131185-01-702 Blower Wheel Package
- 131188-01-701 Run Capacitor
- 131188-02-700 Condenser Coil
- 131188-02-701 Compressor (Tecumseh-RK225AT)
- 131188-02-702 Restrictor-By Flow
- 131188-02-703 Capacitor-Start (21-25 MFD)
- 131188-02-704 Valve/Reverse Assembly
- 131188-02-705 Wire Harness f/Solenoid
- 131188-02-706 Switch-Freeze
- 131188-02-707 Liquid Line
- 131188-05-700 Shroud-Roof Air, 2 Pce., White



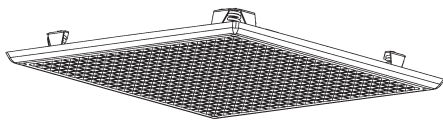
## Polar Cub Air Conditioner

- 147102-01-01A A/C-Roof, Polar Cub, 9,200 BTU (Pce. Parts Only)
- 037648-01-714 Gasket Package
- 105620-10-705 PTCR (Start Device)-w/Cap
- 131188-01-701 Run Cap.
- 147102-01-700 Overload
- 147102-01-701 Compressor
- 147102-01-702 Motor
- 147102-01-703 Coil-Condenser
- 147102-01-704 Coil-Evaporator
- 147102-01-705 Blower Wheel
- 147102-01-706 Fan Blade
- 147102-01-707 Shroud-(Polar White)



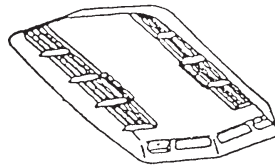
## Ceiling Assembly

- 131183-01-01A Ceiling Asm.-A/C Cool Mach (Piece Parts Only) 8330-713
- 073742-01-701 Switch-Selector/5 Terminal
- 091225-01-713 Knob
- 093766-02-702 Filter-Pkg. of 2-5 x 14.5 x 1/8
- 108891-01-701 Clip-Filter Retainer, 6 Per Pkg.
- 131183-01-700 Louver-White w/Washer



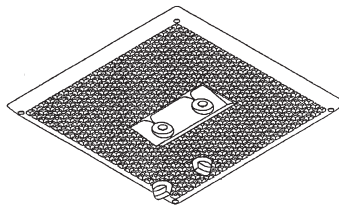
## Ceiling Assembly

- 131184-06-01A Ceiling Asm. A/C w/Spring, 8330B7332
- 108892-01-703 Filter
- 108892-01-704 Grille 16-3/8" x 16-3/8" Return
- 131184-01-704 Coil Sensor
- 131184-01-705 Junction Box Assembly
- 131184-03-700 Board-P.C.
- 105620-12-719 Coil Sensor
- 131184-01-700 Plug Assembly
- 131184-01-701 Terminal Board
- 131184-01-703 Small Parts Pkg.
- 131184-01-706 Nut/Wing



## Ceiling Assembly

- 131184-01-01A Ceiling Asm. A/C Ducted, Wht., 8330-7332 (Pce. Parts Only)
- 108892-01-703 Filter
- 108892-01-704 Grille 16-3/8" x 16-3/8" Return
- 131184-01-704 Coil Sensor
- 131184-01-705 Junction Box Assembly
- 131184-03-700 Board-P.C.



## Ceiling Assembly

- 156860-01-01A A/C-Roof, Polar Cub/Heat Pump, Polar White
- 073742-01-701 Switch-Selector/5 Terminal
- 093307-04-701 Thermostat (90 In 60 Out)
- 108892-01-703 Filter
- 156860-01-700 Grille Assembly-White
- 156860-01-701 Small Parts Pkg. -Bolts/Knobs
- 156860-01-702 Plug Assembly



## Ceiling Assembly Mach 3

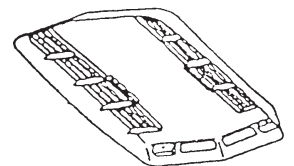
- 131183-04-01A Ceiling Asm.-A/C Cool/Heat, White
- 131183-03-703 Shroud/Ceiling-White
- 131183-03-705 Louver-White
- 131183-03-706 Grille-White
- 131183-04-700 Knob-Thermostat/Heat-Cool
- 131183-04-701 Knob-Selector w/Heat-Cool
- 131183-04-702 Switch-Select
- 131183-04-703 Plug Assembly
- 131183-04-704 Thermostat-Heat/Cool
- 131183-04-705 Wiring Harness/Heater Asm.
- 131183-04-707 Heat Element
- 131183-04-708 Switch-Limit
- 131183-04-709 Filter Pkg. -2/Pkg.
- 131183-04-710 Small Parts Package

## Ceiling Assembly

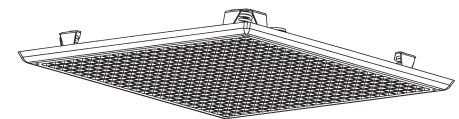


- 131183-03-01A Ceiling Asm.-A/C Cool, White
- 131183-03-700 Knob-Thermostat/Cool Only
- 131183-03-701 Knob-Select SW/Cool Only
- 131183-03-702 Thermostat-Cool Only
- 131183-03-703 Shroud/Ceiling-White
- 131183-03-705 Louver-White
- 131183-03-706 Grille-White
- 131183-04-702 Switch-Select
- 131183-04-703 Plug Assembly
- 131183-04-709 Filter Pkg. -2/Pkg.
- 131183-04-710 Small Parts Package

## Ceiling Assembly

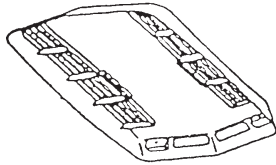


- 131184-04-01A Ceiling Asm. Heat Pump, Wht. (Pce. Parts Only), 15,000 BTU
- 108892-01-703 Filter
- 108892-01-704 Grille 16-3/8" x 16-3/8" Return
- 131184-04-700 Plug Assembly
- 131184-04-702 Board-Terminal
- 131184-04-704 Small Parts (Bolts/Washers)
- 131184-04-705 Board-P.C.
- 131184-04-706 Junction Box Asm. (Heat Pump)



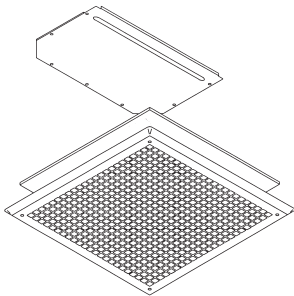
## Ceiling Assembly

- 131184-07-01A Ceiling Asm.-Heat Pump, 8530B7332
- 105620-12-719 Coil Sensor
- 108892-01-703 Filter
- 108892-01-704 Grille 16-3/8" x 16-3/8" Return
- 131184-04-700 Plug Assembly
- 131184-04-702 Board-Terminal
- 131184-04-705 Board-P.C.
- 131184-05-700 Box-Junction
- 131184-01-702 Isolator-Blank
- 131184-01-703 Small Parts Pkg.
- 131184-01-706 Nut/Wing
- 131184-04-703 Box-Junction



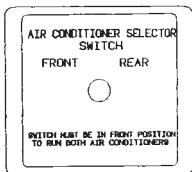
**Ceiling Assembly**

- 108891-01-02A Ceiling Asm. - A/C Cool - White (Pce. Parts Only)
- 073742-01-701 Selector Switch (5 Terminal)
- 076303-01-717 Filter - (1)
- 091225-01-713 Knob
- 108891-01-701 Clip-Filter Retainer, 6 per
- 108892-01-01A Ceiling Asm.-A/C Ducted (Piece Parts Only)
- 108892-01-703 Filter
- 108892-01-704 Grille-Plastic, 16-3/8" x 16-3/8"
- 131184-03-700 Board-P.C.



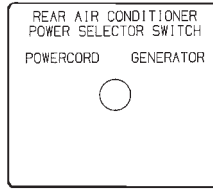
**Ceiling Assembly**

- 131184-05-01A Ceiling Asm. Heat Pump White
- 105620-12-719 Coil Sensor
- 108892-01-703 Filter
- 108892-01-704 Grille 16-3/8" x 16-3/8" Return
- 131184-04-700 Plug Assembly
- 131184-04-702 Board-Terminal
- 131184-04-705 Board-P.C.
- 131184-05-700 Box-Junction
- 131184-01-702 Isolator-Blank
- 131184-01-703 Small Parts Pkg.



**A/C Switch Covers**

- 121365-01-01A Cover-A/C Select Front-Dual/Rear Only Switch



**A/C Switch Covers**

- 121365-03-01A Cover-Rear A/C Power Select Switch, Power Cord, Generator



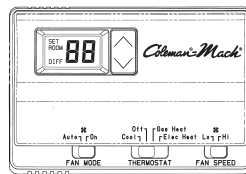
**Thermostat**

- 115764-01-01A Thermostat, Furnace, White
- 115764-01-02A Thermostat, Furnace, Gray
- 115764-01-03A Thermostat, Furnace, Black



**Thermostat**

- 084079-01-710 Thermostat-Wall Mount



**Thermostat**

- 135618-01-01A Thermostat-Heat Pump/Furnace, Wht.




**Thermostat**

- 135618-03-01A Thermostat-HC, A/C & Furnace, White



**Thermostat**

- 135618-04-01A Thermostat-A/C Only, White



**Thermostat**

- Black. 3.8" x 5.5" Digital
- 105620-14-000 Thermostat, A/C & Furnace



**Thermostat**

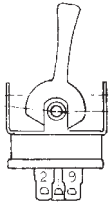
- Black
- 105620-18-000 Thermostat-Furnace/Heat Pump-A/C
- 105620-21-000 Thermostat-Furnace-Dual/Heat Pump/AC/Remote Temp. Sensor
- 105620-22-000 Thermostat-Furnace/Heat Pump/A/C Remote, Temp Sensor
- 105620-23-000 Sensor-Remote Temperature



**Selector Switch**

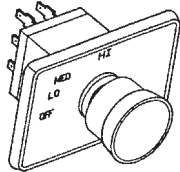
Rotary switch lets you select between front or rear air conditioner.

- (A) 073937-03-000 A/C Selector Rotary
- (B) 073937-01-700 Replacement Knob



**Rear Blower Switch**

084404-01-000 Rear Blower, 3 Speed



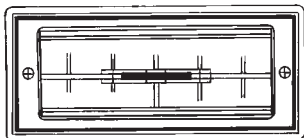
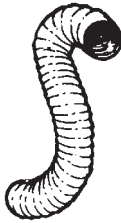
**Heater Switch, 4 Position**

087202-02-000 Switch, 4 Pos. w/o Knob  
090977-01-000 Knob, Black No Markings

**Flexible Duct**

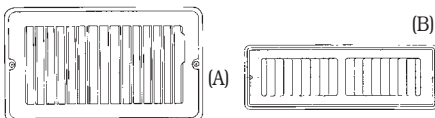
Flexible duct 4" ID x 25', sold by the foot.

009198-01-000 Duct-Heat, Flexible, 25 ft. Min.  
069636-02-000 4" Connector Duct  
089367-01-000 4" "T" Connector Metal, 7" Long



**Louver/Bezel Assembly**

5-3/4" x 2-1/2" Black/Chrome.  
039044-01-000 Louver/Adjustable.

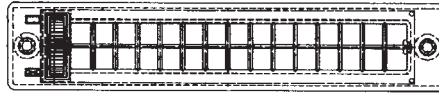
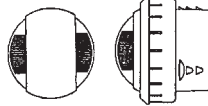


**Registers**

Metal rectangular registers.  
(A) 089326-02-000 Grille Floor, 9.3" x 5.3" Soft White  
(B) 094600-06-01A Register-Heat w/Damper-Dura Beige, 3.6" x 11.3", Face 2.1" x 9.9"  
(B) 094600-10-01A Register-Heat w/o Damper 2.25" x 14" Dura Beige

**Louver/Bezel Assembly**

113244-01-01A Louver Asm. Ball 3" Black



**Register**

1.5" x 8", Black.  
146505-01-01A Louver-Rectangle

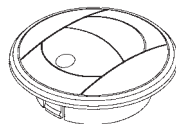


**Defroster Vent**

2" x 14.4" x 1.4".  
103558-01-06A Vent, Defroster, ABS Any Color  
2" x 16.3" x 1.3"  
103558-03-02A Vent, Defroster, ABS (will come any color)  
1.4" x 14.4" x 1.1"  
103558-04-02A Vent-Defroster, Hampton Tan

**Registers**

Plastic registers, radius with adjustable louvers.  
056464-09-000 4" w/Damper-Dura Beige, 2-1/4" Depth  
056464-10-000 4" w/o Damper-Dura Beige, 1" Depth  
056464-11-000 4" w/Damper, Off White, 2-1/4" Depth

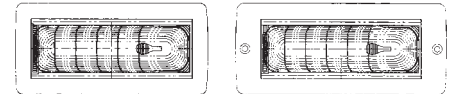


**2" Louver Asm.**

158174-01-01A Louver-Round, 2" Hose-Black

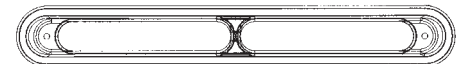
**Register**

125527-01-01A Register-Reducing 2" Dia., Black



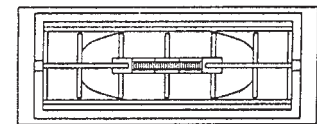
**Louver Assembly**

(A) 135803-01-01A Louver Asm. 2.5" x 5.2"-Black  
(B) 135803-02-01A Louver Asm. 2.5" x 5.8" w/Holes, Black, f/2.5" Hose  
135803-03-01A Louver Asm.-A/C, Open Frame, Black  
(B) 135803-04-01A Louver, A/C, Curved Adj. w/Mount Hole-2.5" x 5.8", f/2.5" Hose



**Louver Assembly**

2" x 14.3"  
135265-01-01A Vent-Defroster, Antelope  
135265-01-04A Vent-Defroster, Glacier  
135265-01-06A Vent-Defroster, Cashmere  
135265-01-07A Vent-Defroster, Riverstone  
135265-01-08A Vent-Defroster, Briarwood  
135265-01-09A Vent-Defroster, Black  
135265-01-10A Vent-Defroster, Camel  
135265-01-11A Vent-Defroster, Plastic Saddle

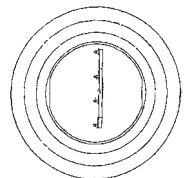


**Louver Assembly**

Black f/2.5" Hose  
103796-01-01A Louver Asm., Adj. 2.2" x 5.4"

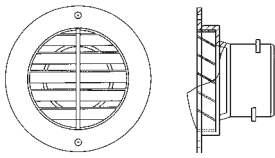
**Register**

4" Pipe/6.4" O.D. Face  
120134-01-02A Register w/Damper, 4" Pipe, 6.4" O.D. Face, White  
120134-02-01A Register-Trim Ring, White, 4" Pipe/6.4" O.D. Face

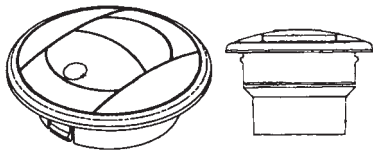




**Defroster Outlet**

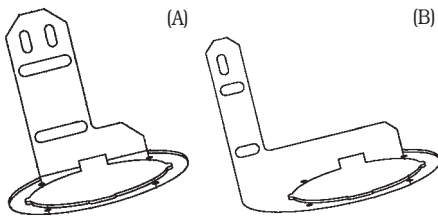


157225-01-01A Outlet, Defroster w/Swivel, 2" Sleeve, 4" OD-Black  
 157225-01-02A Outlet, Defroster w/Swivel, 2" Sleeve, 4" OD-White  
 157225-01-03A Outlet, Defroster w/Swivel, 2" Sleeve, 4" OD-Caddy Cream  
 157225-01-05A Outlet, Defroster w/Swivel, 2" Sleeve, 4" OD-Riverstone  
 157225-01-06A Outlet, Defroster w/Swivel, 2" Sleeve, 4" OD-Cashmere  
 157225-01-07A Outlet-Defroster w/Swivel 2" Sleeve, 4" OD, Briarwood  
 157225-01-08A Outlet-Defroster w/Swivel 2" Camel




**Louver Asm.**

146504-01-01A Louver Asm., Round, 2.5"-Black  
 146504-01-02A Louver Asm., Round, 2.5"-Gray



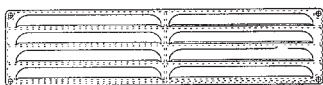
**Louver Retainer**

(A) 156255-01-02B Retainer-Louver/Right (Shown)  
 (A) 156255-02-02B Retainer-Louver/Left  
 (B) 156255-03-02B Retainer-Louver (Shown)



**Return Air Vent**

12.3" x 5.5"  
 109918-01-05A Vent Return Air, Black

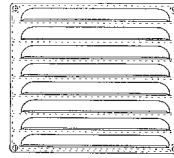


**Return Air Vent**

12.3" x 2.75"  
 109918-03-01A Vent Return Air Black


**Return Air Vent**

6.2" x 5.5"  
 109918-02-01A Vent-Return Air Black




**Return Air Grill**

093614-11-01A Return Air Grill, Dura Beige, 13.9" x 7.9"



**Return Air Grill**

15.9" x 9.9"  
 093614-03-02A Grill, Return Air, Dura Beige



**Register**

11.2" x 3.6" (9.7" x 2.1" R/O) w/o Damper w/o screw holes.  
 137965-03-02A Register, Antique Pewter  
 137965-03-03A Register, Bronze



**Register**

11.2" x 3.6" (9.7" x 2.1" R/O) w/ Damper w/o Screw Holes  
 137965-04-02A Register, Antique Pewter  
 137965-04-03A Register, Bronze



**Register**

10.9" x 5.3" w/o Damper (9.7" x 3.8" R/O)  
 137965-05-01A Register, Antique Brass




**Register**

15.3" x 3.6" (13.9" x 2.1" R/O) w/o Damper  
 137965-06-01A Register, Antique Brass  
 137965-06-02A Register, Antique Pewter  
 137965-06-03A Register, Bronze




**Register**

9.5" x 5.3" (7.8" x 3.8" R/O) w/o Damper  
 137965-07-03A Register, Bronze  
 137965-07-02A Register, Antique Pewter



**Register**

130837-02-01A Register-Heat, w/Damper, 4" x 8", Dura Beige




**Return Air Grill**

093614-01-02A Grill-Return Air, Dura Beige, 15.9" x 7.9"

**Return Air Grill**

093614-04-02A Grill, Return Air, Dura Beige, 15.9" x 9.9"/14" x 7.6" Opening




**Return Air Grill**

21.9" x 11.9".  
 093614-09-01A Grill, Return Air, Dura Beige, No Damper





## Return Air Grill

093614-02-02A Grill, Return Air, Dura Beige, 9.9" x 9.9"



## Return Air Grill

093614-08-01A Grill, Return Air, White, 9.8" x 13.9"  
093614-08-02A Grill, Return Air, Dura Beige, 9.8" x 13.9"





## Return Air Grill

093614-10-01A Grill-Return Air-Dura Beige, 13.9" x 7.9"/11.6" x 5.6" Opening, No Damper


## Return Air Grill

093614-12-01A Grill, Return Air-Dura Beige, 11.9" x 11.9"



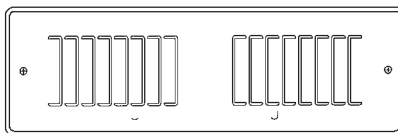
## Return Air Grill

093614-13-02A Grill, Return Air-Dura Beige, 15.9" x 11.9"




## Return Air Grill

093614-14-01A Grill, Return Air-White, 7.9" x 13.9"



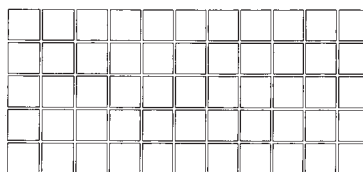
## Register

137965-10-02A Register-2.2" x 14" (2.2" x 14" R/O) w/o Damper, Antique Pewter  
137965-10-03A Register-15.3" x 3.6" (13.8" x 2.1" R/O) w/o Damper, Bronze  
137965-01-02A Register-11.2" x 3.6" (9.7" x 2.1" R/O) w/o Damper, Antique Pewter  
137965-09-02A Register, 9.5" x 5.3" (7.8" x 3.8" R/O) w/o Damper, Antique Pewter  
137965-09-03A Register, 9.5" x 5.3" (7.8" x 3.8" R/O) w/o Damper, Bronze



## Return Air Grill

093614-15-02A Grill-Return Air, Dura Beige, 31.8" x 5.9"/26.9" x 3.7" Opening



## Return Air Grill

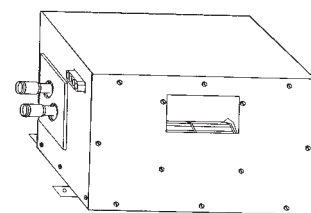
140594-02-01A Grill-Return Air, 9.2"W x 21.9" L, Black  
140594-03-01A Grill-Return Air, 11.8"W x 19.7"L, Black  
140594-13-01A Grill-Return Air, 4.5"W x 33.2"L, Black



## Rear Heater Parts


12"L x 8"H x 12"W.

049401-03-000 Rear Heater Asm. (Piece Parts Only)  
049401-01-701 Cable-RR Auto Heater Control  
049401-01-705 Valve 3 Port 2 Way  
084405-01-701 Fan Blade



## Heater Assembly

129205-01-000 Rear Heater Asm.  
129205-01-700 Seal-Core Tube  
129205-01-701 Core-Heater  
129205-01-702 Blower Assembly  
129205-01-703 Wire Harness  
129205-01-704 Resistor



## Evans Rear Heater

(Ducted w/motor aid) 12"L x 8"H x 12"W.

084405-01-000 Heater Asm. Rear  
084405-01-700 Heater Core  
084405-01-701 Fan Blades  
084405-01-702 Motor Asm. 12 V.  
087202-01-000 Switch 4 Pos. w/Knob  
084404-01-000 Switch Off/Low/Med/High




## Dustgard Filter

Dustgard Electrostatic with Anti-Microbial is the newest in Precisionaire's line of specialty air filters. It relies upon electrostatic attraction to filter your air. But no special wiring is needed. Instead, air flowing over its unique filtering media creates a mild natural charge to attract dust and other particles and hold them fast.

The Dustgard Electrostatic Air Cleaner is long-lasting. Once each month, simply wash it with water to remove accumulated material. You can re-use it over and over again for years.

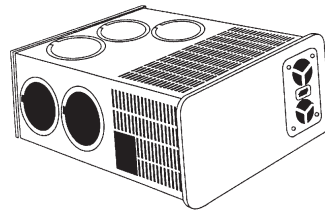
Precisionaire's new Dustgard Electrostatic is also specially designed to prevent growth of potentially harmful microorganisms. It utilizes the AEGIS Anti-Microbial System to control bacteria, mildew, germs and mold. The Anti-Microbial remains effective throughout the life of your filter. 14" x 20" x 1".

700109-01-000 Filter-Dustgard



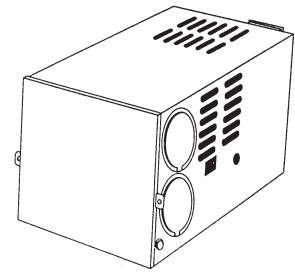
**Suburban  
35,000 BTU SF-35**

- 098668-21-000 Furnace 35,000 BTU (Piece Parts Only)
- 075695-01-709 Microswitch w/Flag
- 115764-01-01A Thermostat, Furnace
- 098668-01-706 Wheel Comb. Air
- 098668-01-707 Vent Cap & Exhaust Tube Asm.
- 098668-01-708 Blower Asm., Combustion Air
- 098668-01-711 Wheel, Room Air
- 098668-01-713 Intake Vent Tube Asm.
- 098668-02-700 Burner Asm., Comp.
- 098668-03-700 Motor Asm. F/SF-35
- 101990-01-714 Microswitch Gasket
- 098668-24-000 Door, Access, Furnace-Sable
- 098668-01-715 Electrode Asm. Sgl. Probe
- 098668-21-700 Switch-Micro, w/o Flag 3-1/4"
- 098668-21-701 Switch-Limit
- 098668-01-714 Valve-Gas, SF Ser. #921401821
- 098668-22-705 Module Board w/Relay Time Delay



**Suburban 25,000 BTU  
SF-25**

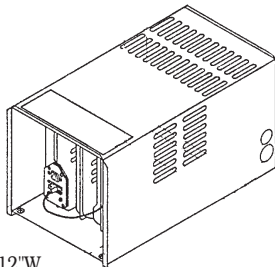
- 098668-19-000 Furnace 25,000 BTU (Pce. Parts Only)
- 069634-01-733 Relay, Time Delay 20 & 30 BTU
- 115764-01-01A Thermostat-Furnace
- 098668-01-705 Switch Limit
- 098668-01-706 Wheel Comb. Air
- 098668-01-707 Vent Cap & Exhaust Tube Asm.
- 098668-01-708 Blower Asm., Combustion Air
- 098668-01-709 Motor Asm., F/SF-25, SF-30
- 098668-01-711 Wheel, Room Air
- 098668-01-713 Intake Vent Tube Asm.
- 098668-01-714 Gas Valve F/SF Mod. Ref. Ser. #921401821
- 098668-01-715 Electrode Asm., Sgl. Probe
- 098668-21-700 Switch-Micro, w/o Flag 3-1/4"
- 098668-21-701 Switch-Limit
- 101990-01-714 Gasket-Microswitch
- 098668-22-705 Module Board w/Relay Time Delay



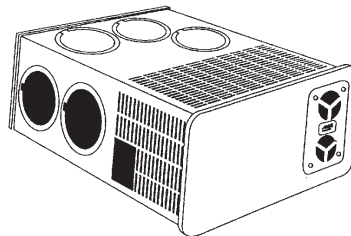
**Suburban 24,000 BTU  
NT-24S and 24SP**

- 23"L x 12-1/2"H x 12"W.
- 075695-01-000 Furnace Direct Ign. (Piece Parts Only)
  - 115764-01-01A Thermostat
  - 075696-02-714 Vent Cap and Exhaust Tube
  - 092300-01-704 Gasket Electrode
  - 069634-01-732 Burner Door Gasket
  - 069634-01-733 Time Delay Relay
  - 069634-01-729 Gas Valve
  - 092300-01-727 Gasket Comb. Air Housing
  - 069634-01-716 Manual Shut Off Valve
  - 092300-01-705 Electrode
  - 098668-22-705 Module Board w/Relay Time Delay

**Suburban  
34,000  
BTU  
NT-34BW**

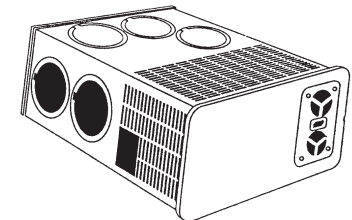


- 24"L x 12-1/2"H x 12"W.
- 092300-06-000 Furnace-Suburban 34,000 BTU (Piece Parts Only)
  - 092300-01-705 Electrode
  - 069634-01-733 Time Relay
  - 075695-01-709 Micro Switch Asm.
  - 092300-01-727 Gasket Comb. Air Housing
  - 069634-01-729 Valve Gas
  - 092300-01-704 Electrode Gasket
  - 069634-01-716 Manual Shut Off Valve
  - 069634-01-732 Gasket Burner Access
  - 115764-01-01A Thermostat
  - 098668-22-705 Module Board w/Relay Time Delay



**Suburban 40,000 BTU  
SF-42**

- 098668-22-000 Furnace 40,000 BTU SF-42 (Piece Parts Only)
- 115764-01-01A Thermostat-Furnace
- 098668-01-707 Vent Cap & Exhaust Tube Asm.
- 098668-01-708 Blower Asm. (Combustion Air)
- 098668-01-713 Intake Vent Tube Asm.
- 098668-01-714 Gas Valve
- 098668-11-700 Orifice, Main Burner
- 098668-11-701 Burner Asm. Complete
- 098668-11-702 Motor Asm. Complete
- 098668-11-704 Blower Asm. Room Air
- 098668-01-711 Wheel, Room Air
- 101990-01-714 Microswitch Gasket
- 098668-01-705 Switch Limit-175 Trip Temp
- 098668-01-715 Electrode Asm., Single Probe
- 098668-22-702 Wheel-Combustion Air
- 098668-22-703 Gasket
- 098668-21-700 Switch-Micro, w/o Flag, 3-1/4"
- 098668-22-705 Module Board w/Relay Time Delay
- 098668-22-706 Switch-Limit-195 Trip Temp (Built Date of 1/1/00)



**Suburban 30,000 BTU  
SF-30**

- 098668-20-000 Furnace 30,000 SF-30 (Pce. Parts Only)
- 075695-01-709 Microswitch Asm.
- 115764-01-01A Thermostat-Furnace
- 098668-01-705 Limit Switch
- 098668-01-706 Wheel Comb. Air
- 098668-01-707 Vent Cap & Exhaust Tube
- 098668-01-708 Blower Asm. (Combustion Air)
- 098668-01-709 Motor Asm.
- 098668-01-711 Wheel, Room Air
- 098668-02-700 Burner Asm. Compressor
- 098668-12-000 Access Door Buff
- 098668-23-000 Access Door Brt. White
- 098668-24-000 Access Door Sable
- 092300-01-704 Gasket, Electrode
- 098668-21-700 Switch-Micro w/o Flag 3-1/4"
- 098668-21-701 Switch-Limit
- 101990-01-714 Gasket-Microswitch
- 098668-01-713 Tube Assembly
- 098668-01-714 Valve-Gas, SF Ser. #921401821
- 098668-01-715 Electrode Asm. Single Probe
- 098668-22-705 Module Board w/Relay Time Delay
- 139980-10-02A Door/Access/Furnace/Br. Wht.
- 139980-10-03A Door/Access/Furnace/Black



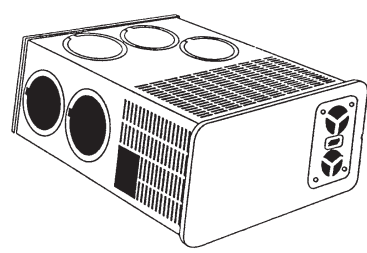
## Suburban Quiet Furnace

143563-01-000 Furnace-35,000 BTU High-Quiet Furnace  
 143563-03-01A Door-Access, Brt. White  
 075697-07-703 Gasket-Motor  
 098668-01-707 Tube Assembly, Exhaust w/Cap  
 098668-01-713 Tube Assembly, Intake  
 098668-01-716 Gasket-Firewall, Chamber Side  
 098668-01-718 Valve-Gas SF S.N. 974903079  
 098668-02-700 Burner Assembly, SF-30 & SF35  
 098668-21-700 Switch-Micro-w/o Flag 3-1/4"  
 098668-21-701 Switch-Limit  
 098668-22-703 Gasket-Burner Access Cover  
 098668-22-705 Module BD w/Relay Time Delay  
 115764-01-01A Thermostat-Furnace  
 139980-01-701 Electrode  
 139980-01-710 Switch-On/Off  
 139980-01-711 Panel Assembly-Module BD  
 139980-01-712 Insulator-Module BD  
 139980-01-713 Cap/Insulator-Module BD  
 139980-01-714 Bushing-Universal  
 139980-01-715 Bushing-Strain Relief  
 143563-01-700 Cabinet-Front  
 143563-01-701 Cabinet  
 143563-01-702 Manifold Assembly  
 143563-01-703 Orifice-Main Burner  
 143563-01-704 Plate-Secondary Air/Top Back  
 143563-01-705 Plate-Secondary Air/Top Front  
 143563-01-706 Plate-Secondary Air/Bottom  
 143563-01-707 Pipe Assembly (Gas Inlet)  
 143563-01-708 Box Asm. (Comb. Air Intake)  
 143563-01-709 Gasket (Comb. Air Housing)  
 143563-01-710 Wheel (Combustion Air)  
 143563-01-711 Housing (Combustion Air)  
 143563-01-712 Motor Assembly  
 143563-01-713 Blower Assembly (Room Air)  
 143563-01-714 Wheel-Room Air  
 143563-01-715 Gasket-Firewall/Comb. Air  
 098668-01-712 Board-Module



## 40,000 BTU Furnace

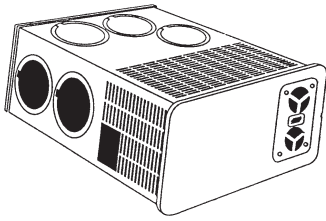
143563-02-000 Furnace-40,000 BTU, High, Quiet  
 075697-07-703 Gasket-Motor  
 098668-01-707 Tube Assembly, Exhaust w/Cap  
 098668-01-713 Tube Assembly, Intake  
 098668-01-716 Gasket-Firewall, Chamber Side  
 098668-01-718 Valve-Gas, SF S.N. 974903079  
 098668-11-701 Burner Assembly, SF-42F  
 098668-21-700 Switch-Micro, w/o Flag 3-1/4"  
 098668-22-703 Gasket-Burner Access Cover  
 098668-22-705 Module BD w/Relay Time Delay  
 101990-01-714 Gasket-Microswitch  
 139980-01-701 Electrode  
 139980-01-710 Switch-On/Off  
 139980-01-711 Panel Assembly-Module BD  
 139980-01-712 Insulator-Module BD  
 139980-01-713 Cap/Insulator-Module BD  
 139980-01-714 Bushing, Universal  
 139980-01-715 Bushing, Strain Relief  
 143563-01-700 Cabinet, Front  
 143563-01-702 Manifold Assembly  
 143563-01-707 Pipe Assembly (Gas Inlet)  
 143563-01-708 Box Asm (Comb. Air Intake)  
 143563-01-709 Gasket (Comb. Air Housing)  
 143563-01-710 Wheel (Combustion Air)  
 143563-01-711 Housing (Combustion Air)  
 143563-01-713 Blower Assembly (Room Air)  
 143563-01-714 Wheel, Room Air  
 143563-01-715 Gasket-Firewall/Comb. Air  
 143563-02-700 Cabinet  
 143563-02-701 Orifice, Main Burner  
 143563-02-702 Plate-Secondary Air/Top Back  
 143563-02-703 Plate-Secondary Air/Top Frt  
 143563-02-704 Plate-Secondary Air/Bottom  
 143563-02-705 Motor Assembly  
 143563-02-706 Switch-Limit  
 143563-02-707 Chamber Asm.-Final



## Suburban SF-20 Furnace

139980-01-000 Furnace-25,000 BTU SF Quiet  
 098668-01-706 Wheel-Combustion Air  
 098668-01-707 Tube Assembly-Exhaust w/Cap  
 098668-01-711 Wheel-Blower, Room Air  
 098668-01-713 Tube Assembly, Intake  
 098668-01-716 Gasket-Firewall, Chamber Side  
 098668-01-718 Valve-Gas SF S.N. 974903079  
 098668-21-700 Switch-Micro w/o Flag 3-1/4"  
 098668-21-701 Switch-Limit  
 098668-22-703 Gasket-Burner Access Cover  
 098668-22-705 Module Board w/Relay Time Delay  
 101990-01-714 Gasket-Microswitch  
 115764-01-01A Thermostat-Furnace  
 139980-01-700 Manifold Assembly  
 139980-01-701 Electrode  
 139980-01-702 Pipe Assembly/Gas Inlet  
 139980-01-703 Housing/Comb.-Front/Half  
 139980-01-704 Housing/Comb.-Rear Half  
 139980-01-705 Gasket/Firewall-Comb. Air  
 139980-01-706 Motor Assembly w/Gasket  
 139980-01-708 Blower Assembly-Room Air  
 139980-01-709 Orifice Ring  
 139980-01-710 Switch-On/Off  
 139980-01-711 Panel Asm.-Module Board  
 139980-01-712 Insulator-Module Board  
 139980-01-713 Cap/Insulator-Module Board  
 139980-01-714 Bushing-Universal  
 139980-01-715 Bushing-Strain Relief  
 139980-01-716 Chamber Assembly-Final

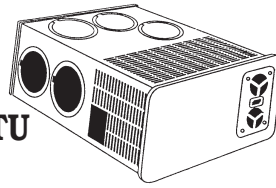





**Suburban SF-30**

- 139980-02-000 Furnace-30,000 BTU SF Quiet
- 098668-01-706 Wheel-Combustion Air
- 098668-01-707 Tube Assembly, Exhaust w/Cap
- 098668-01-711 Wheel-Blower, Room Air
- 098668-01-713 Tube Assembly, Intake
- 098668-01-716 Gasket-Firewall, Chamber Side
- 098668-01-718 Valve-Gas S.N. 974903079
- 098668-02-700 Burner Asm. SF-30 & SF-35
- 098668-21-700 Switch-Micro w/o Flag 3-1/4"
- 098668-21-701 Switch-Limit
- 098668-22-703 Gasket-Burner Access Cover
- 098668-22-705 Module Board w/Relay Time Delay
- 101990-01-714 Gasket-Microswitch
- 115764-01-01A Thermostat-Furnace
- 139980-01-700 Manifold Assembly
- 139980-01-701 Electrode
- 139980-01-702 Pipe Assembly/Gas Inlet
- 139980-01-703 Housing/Comb.-Front/Half
- 139980-01-704 Housing/Comb.-Rear Half
- 139980-01-705 Gasket/Firewall-Comb. Air
- 139980-01-706 Motor Assembly w/Gasket
- 139980-01-708 Blower Assembly-Room Air
- 139980-01-709 Orifice Ring
- 139980-01-710 Switch-On/Off
- 139980-01-711 Panel Asm.-Module Board
- 139980-01-712 Insulator-Module Board
- 139980-01-713 Cap/Insulator-Module Board
- 139980-01-714 Bushing-Universal
- 139980-01-715 Bushing-Strain Relief
- 139980-01-716 Chamber Assembly-Final
- 139980-07-000 Adapter-Vent Bottom SF-30/35
- 139980-08-000 Gasket-Bottom Vent SF 30/35
- 139980-02-700 Blower Asm. 1/2 Housing/Outer
- 139980-02-701 Blower Asm. 1/2 Housing/Inner

**Suburban SF-42  
40,000 BTU  
Furnace**



- 139980-04-000 Furnace 40,000 BTU SF Quiet (Pce. Parts Only)
- 098668-01-707 Tube Assembly, Exhaust w/Cap
- 098668-01-711 Wheel-Blower, Room Air
- 098668-01-713 Tube Assembly, Intake
- 098668-01-716 Gasket-Firewall, Chamber Side
- 098668-01-718 Valve-Gas SF S.N. 974903079
- 098668-11-701 Burner Asm. SF-42F
- 098668-20-700 Manifold Asm.
- 098668-21-700 Switch-Micro w/o Flag 3-1/4"
- 098668-22-702 Wheel-Combustion Air
- 098668-22-703 Gasket-Burner Access Cover
- 098668-22-705 Module Board w/Relay Time Delay
- 098668-22-706 Switch/Limit 195 Trip Temp
- 101990-01-714 Gasket-Microswitch
- 115764-01-01A Thermostat-Furnace
- 139980-01-701 Electrode
- 139980-01-702 Pipe Assembly/Gas Inlet
- 139980-01-703 Housing/Comb.-Front Half
- 139980-01-704 Housing/Comb.-Rear Half
- 139980-01-705 Gasket/Firewall-Comb. Air
- 139980-01-709 Orifice Ring
- 139980-01-710 Switch-On/Off
- 139980-01-711 Panel Assembly-Module Board
- 139980-01-712 Insulator-Module Board
- 139980-01-713 Cap/Insulator Module Board
- 139980-01-714 Bushing-Universal
- 139980-01-715 Bushing-Strain Relief
- 139980-04-700 Orifice Main Burner
- 139980-04-701 Motor Asm. w/Gasket
- 139980-04-702 Blower Asm./Room Air
- 139980-04-703 Chamber Asm. Final




**VENTSHADE**

The most durable, highest quality shade available. Easy to use, spring loaded VENTSHADE covers the entire vent to block out light. Housed in a white aluminum case to blend into RV interiors. Installs over 14" x 14" vents with four screws. Overall dimension of the case is 18-5/8" long x 2-1/2" wide. Vent cover is 15.7" x 15.7". Off-white in color.


- 144628-01-01A Shade-Vent Cover-15.7" x 15.7". O/W
- 144628-02-02A Shade-Screen Door, 22.3" x 33.4", Black
- 144628-03-01A Shade-Screen Door, 20.3" x 33.4", Brt. Wht./Taupe

**Fan-Tastic Vent Parts**

12 volt ceiling fan offering 3 speeds, remote wall thermostat, automatic dome operation and 4" garnish.




- 084079-11-000 Vent, Ceiling-Exhaust 4" 2000T, Off/White (Piece Parts Only)
- 084079-01-700 Cover, Vent w/Hinge & Slide
- 084079-01-707 Switch-Safety
- 084079-01-709 Switch-Main, 3 Speed
- 084079-01-710 Thermostat
- 084079-11-703 Motor-Lift, w/Cap (Autotrol)
- 123780-03-700 Garnish Int. 3"-4" Bright White
- 009440-01-000 Gear/Arm Lift Roof Vent Cover



**Ceiling Vent 2000T**

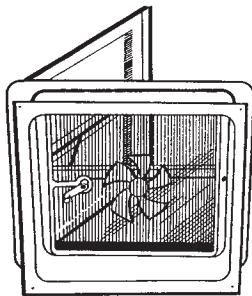
- 084079-16-000 Vent-Ceiling, Exh. 3.25 T-Stat (Piece Parts Only)
- 084079-01-707 Switch-Safety
- 084079-01-709 Switch-Main, 3-Speed
- 084079-01-710 Thermostat
- 084079-11-703 Motor-Lift, w/Cap (Autotrol)
- 084079-01-700 Cover-Vent, w/Hinge & Slide
- 123780-03-700 Garnish Int. 3"-4" Bright White
- 009440-01-000 Gear/Arm Lift Roof Vent Cover



## Fan-Tastic Vent

16-1/2" x 16-1/2" x 4-1/2".

- 084079-03-000 Vent w/o Reverse Off White 3/4" Roof Garnish (Piece Parts Only)
- 084079-05-000 Vent w/o Reverse w/Thermostat Off White 1-7/8" Roof Garnish (Piece Parts Only)
- 084079-01-710 Thermostat
- 084079-01-700 Vent Cover (Smoke)
- 084079-01-709 On/Off Switch
- 084079-01-705 Motor
- 084079-01-704 Blade-Fan
- 084079-01-707 Safety-Switch
- 084079-03-700 Screen Asm. Thin Roof
- 009440-01-000 Gear-Arm, Roof Vent
- 123780-03-700 Garnish Int. 3"-4" Bright White



## Powered Roof Vent

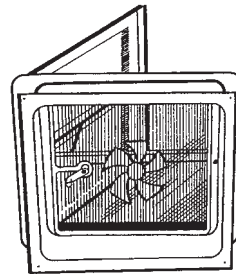
- 110051-03-01A Vent Roof, Powered 2" Roof (Piece Parts Only)
- 048648-01-000 Motor 12 Volt Non-Vented
- 048649-01-000 Fan-Plas. 6", 6 Bladed
- 064470-01-700 Cover Vent, w/o Slide Bar
- 110051-01-700 Screen and Frame 2"
- 064470-01-701 Slide Bar (Vent Lid)
- 110051-03-700 Switch-Black, Push Button
- 009440-01-000 Gear Arm-Roof Vent Cover
- 122882-01-702 Handle-Crank, White
- 110051-11-700 Garnish-Interior, 3"



## Power Roof Vent

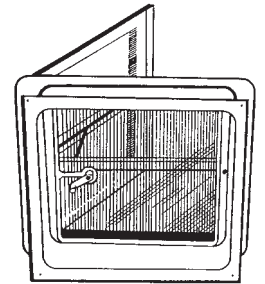
12 volt. 14" x 14".

- 064469-08-000 Manual Lift Fan, CSA, Radius Corner (Piece Parts Only)
- 064469-03-700 Switch On/Off/On
- 064469-03-702 Vent Lid (White)
- 064469-03-706 Lift Mechanism
- 110051-07-701 Motor-Lift, w/Brkt.-Gear
- 064469-03-708 Gear Drive (Supply Ser. # when ordering)
- 048648-01-000 Motor 12V Non-Vented
- 048649-01-000 Fan Blade
- 110051-01-700 Screen & Frame 2", f/Non-Pwr.
- 064470-01-700 Cover-Vents w/o Slide Bar



## Powered Roof Vent

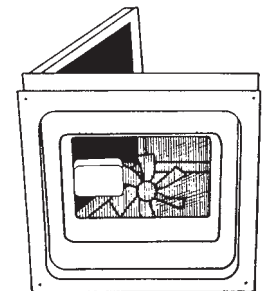
- 110051-04-01A Vent-Roof, Powered 4" Roof (Piece Parts Only)
- 048648-01-000 Motor-12V Non-Vented 1/8 SFT
- 048649-01-000 Fan-Plas-6 In 6 Bladed
- 064470-01-700 Cover-Vent, w/o Slide Bar
- 064470-01-701 Slide Bar, Vent-Lid
- 122882-07-01A Garnish-Interior, 2.5" - 4.1"
- 110051-03-700 Switch-Black, Push Button
- 009440-01-000 Gear Arm Roof Vent Cover
- 122882-01-702 Handle-Crank, White
- 122882-01-701 Screen/Frame, Wht.



## Non-Power Roof Vent

- 110051-02-01A Vent Roof, Non-Powered 4" Roof (Pce. Parts Only)
- 064470-01-700 Cover Vent, w/o Slide Bar
- 064470-01-701 Slide Bar (Vent Lid)
- 122882-07-01A Garnish-Interior, 2.5" - 4.1"
- 009440-01-000 Gear, Arm-Roof Vent Cover
- 122882-01-702 Handle-Crank, White
- 064469-03-700 Switch-Rocker, Mom/Off/Mom
- 122882-01-701 Screen/Frame, Wht.

- 110051-01-01A Vent Roof, Non-Powered 2" Roof (Pce. Parts Only)
- 064470-01-700 Cover Vent, w/o Slide Bar
- 110051-01-700 Screen and Frame 2" f/Non-Power
- 064470-01-701 Slide Bar (Vent Lid)
- 009440-01-000 Gear Arm-Roof Vent Cover
- 122882-01-702 Handle-Crank, White
- 110051-11-700 Garnish-Interior, 3"

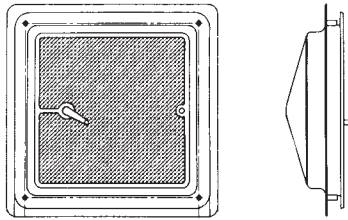


## Power Roof Vent w/Lift

- 110051-07-01A Vent Roof, Power w/Lift 2" Roof (Pce. Parts Only)
- 048648-01-000 Motor 12 Volt Non-Vented
- 048649-01-000 Fan-Plas. 6", 6 Bladed
- 064469-03-708 Gear Drive
- 064470-01-700 Cover Vent, w/o Slide Bar
- 110051-07-700 Screen and Frame f/Power Lift 2"
- 064470-01-701 Slide Bar (Vent Lid)
- 110051-03-700 Switch-Black, Push Button
- 110051-07-701 Motor-Lift, w/Brkt.-Gear
- 009440-01-000 Gear-Arm, Roof Vent Cover
- 064469-03-700 Switch-Rocker, Mom/Off/Mom
- 110051-11-700 Garnish-Interior, 3"

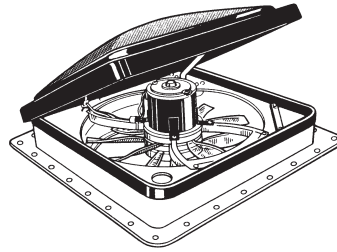
- 110051-08-01A Vent Roof, Power w/Lift 4" Roof (Pce. Parts Only)
- 048648-01-000 Motor 12 Volt Non-Vented
- 048649-01-000 Fan-Plas. 6", 6 Bladed
- 064469-03-708 Gear Drive
- 064470-01-700 Cover Vent, w/o Slide Bar
- 110051-01-705 Screen and Frame f/Pwr. Lift 4"
- 064470-01-701 Slide Bar (Vent Lid)
- 122882-07-01A Garnish-Interior, 2.5" - 4.1"
- 110051-07-701 Motor-Lift, w/Brkt.-Gear w/3/16" Shaft
- 009440-01-000 Gear Arm, Roof Vent Cover

110051-11-01A Vent Roof, Pwr. w/Lift 3" Roof (Pce. Parts Only)  
 064469-03-708 Gear-Drive  
 064470-01-700 Cover-Vent, w/o Slide Bar  
 064470-01-701 Slide Bar (Vent Lid)  
 110051-01-705 Screen & Frame f/Pwr. Lift 4"  
 110051-11-700 Garnish-Interior, 3"  
 048648-01-000 Motor-12V, Non-Vented 1/8 Shaft  
 048649-01-000 Fan-Plastic, 6 In 6 Bladed  
 110051-07-701 Motor-Lift, w/Brkt. Gear  
 009440-01-000 Gear-Arm Lift, Roof Vent Cover  
 122882-04-700 Screen  
 064469-03-700 Switch-Rocker, Mom/Off/Mom



## Power Roof Vent

110051-10-01A Vent, Roof, Pwr. w/Lift 4" Roof (Pce. Parts Only)  
 048648-01-000 Motor 12V, Non-Vented  
 048649-01-000 Fan Plas. 6", 6 Bladed  
 064469-03-708 Gear Drive  
 110051-01-705 Screen and Frame f/Pwr. Lift 4"  
 064470-01-700 Cover Vent, w/o Slide Bar  
 064470-01-701 Slide Bar (Vent Lid)  
 122882-07-01A Garnish-Interior, 2.5" - 4.1"  
 110051-07-701 Motor-Lift, w/Brkt.-Gear  
 009440-01-000 Gear-Arm Lift, Roof Vent  
 064469-03-700 Switch-Rocker, Mom/Off/Mom



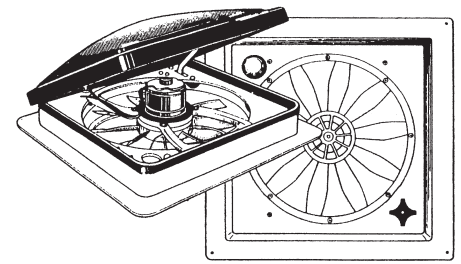
## Roof Vent

123780-03-01A Vent-Roof, 3" - 4" w/Fan, w/o Thermostat, w/o Power Lift/White Cover  
 009440-01-000 Gear-Arm Lift, Roof Vent Cover  
 084079-01-704 Blade-Fan  
 084079-01-705 Motor  
 084079-01-707 Switch-Safety  
 084079-01-709 Switch-Main, 3-Speed  
 123780-01-700 Cover-Vent w/Hinge & Slide  
 123780-01-701 Garnish, Int., 3/4" - 1", Brt. White  
 123780-01-702 Screen w/Frame  
 123780-05-700 Base-Main, Brt. White  
 123780-03-700 Garnish-Int. 3" - 4", Brt. White

123780-07-01A Vent-Roof, 4.5" Roof, w/Fan, w/o Thermostat, w/o Power Lift (Pce. Parts Only)  
 009440-01-000 Gear-Arm Lift, Roof Vent Cover  
 084079-01-704 Blade-Fan  
 084079-01-705 Motor  
 084079-01-707 Switch-Safety  
 084079-01-709 Switch-Main, 3-Speed  
 123780-01-700 Cover-Vent w/Hinge & Slide  
 123780-01-702 Screen w/Frame  
 123780-05-700 Base-Main, Brt. White  
 123780-07-700 Garnish-Int. 4.5", Brt. White


123780-09-01A Vent-4" Roof, w/Fan, Double Dome, w/o Thermostat, w/o Power Lift  
 009440-01-000 Gear-Arm Roof Vent Cover  
 084079-01-704 Blade-Fan  
 084079-01-705 Motor  
 084079-01-707 Switch-Safety  
 084079-01-709 Switch-Main, 3 Speed  
 123780-01-702 Screen w/Frame  
 123780-03-700 Garnish-Interior 3"-4" Brt. White  
 123780-03-701 Screen Asm. 3"-4" w/Switch  
 123780-05-700 Base-Main, Bright White  
 123780-09-700 Dome/White-Insulated

123780-10-01A 4" Roof Vent w/Fan, w/Power Lift, Insulated, w/o Thermostat  
 084079-01-704 Blade-Fan  
 084079-01-707 Switch-Safety  
 084079-01-709 Switch-Main, 3 Speed  
 084079-11-703 Lift Knob Only  
 123780-01-702 Screen w/Frame  
 123780-03-700 Garnish-Interior 3"-4" Brt. Wht.  
 123780-05-700 Base-Main, Bright White  
 123780-09-700 Dome/White, Insulated  
 009440-01-000 Gear/Arm Lift, Roof Vent Cover  
 084079-01-710 Thermostat-Wall Mount



## Fan-Tastic Vent

123780-12-01A Fan-Tastic Vent, 2.5" Roof Vent, w/Fan, Double Dome, w/o Thermostat, w/o Power Lift  
 009440-01-000 Gear-Arm, Roof Vent Cover  
 084079-01-704 Blade-Fan  
 084079-01-705 Motor  
 084079-01-707 Switch-Safety  
 084079-01-709 Switch-Main, 3 Speed  
 123780-01-702 Screen w/Frame  
 123780-03-700 Garnish-Int. 3"-4", Brt. Wht.  
 123780-03-701 Screen Asm. 78-100mm w/Switch  
 123780-05-700 Base-Main, Brt. Wht.  
 123780-09-700 Dome/White, Insulated



## Fan-Tastic Vent

123780-13-01A 1" Roof, w/Fan, Insulated, w/o Thermostat, w/o Power Lift (Pce. Parts Only)  
 009440-01-000 Gear-Arm-Roof Vent Cover  
 084079-01-704 Blade-Fan  
 084079-01-705 Motor  
 084079-01-707 Switch-Safety  
 084079-01-709 Switch-Main, 3 Speed  
 123780-01-701 Garnish-Interior 3/4"-1", Brt. Wht.  
 123780-01-703 Screen Asm. 15-25mm w/Switch  
 123780-05-700 Base-Main, Brt. Wht.  
 123780-09-700 Dome/Wht.-Insulated





## Fan-Tastic Vent

123780-21-701 Base/Main w/Micro Switch/Seal  
 123780-21-703 Screen Kit w/Ring/Circuit Board  
 123780-21-704 Circuit Board 102C  
 123780-22-701 Seal/Rubber, 4-1/2" w/Glue  
 123780-22-704 Travel Lock Asm.  
 123780-22-705 Garnish, 3-1/2" Clamp Style, White  
 123780-23-700 Dome/DbL. w/Slide/Hinge-White  
 123780-24-01A Vent-4" Roof w/Fan/Pwr. Lift/DbL. Dome/Therm., White  
 009440-01-000 Gear-Arm, Roof Vent  
 084079-01-704 Blade-Fan  
 084079-01-707 Switch-Safety  
 084079-01-709 Switch-Main-3-Speed  
 084079-01-710 Thermostat (Wall Mount) Any Color  
 123780-01-702 Screen Insert (Screen Ring)  
 123780-16-702 Switch-Rocker, Off/On, Black  
 084079-11-701 Arm-Lift Assembly, Automatic  
 084079-11-707 Motor-Auto Lift, Wht.-Cap Ext.  
 123780-26-700 Motor & Fan Blade w/Bracket



## Fan-Tastic Vent

123780-14-01A Ventilator- 3"-4", Roof w/Fan/Thermostat/Power Lift/Single White Cover  
 009440-01-000 Gear-Arm-Roof Vent  
 084079-01-704 Blade-Fan  
 084079-01-707 Switch-Safety  
 084079-01-709 Switch-Main-3 Speed  
 084079-11-703 Motor/Auto Lift Off/Wht Cap  
 123780-01-700 Cover-Vent w/Hinge & Slide  
 123780-01-702 Screen Insert (Screen Ring)  
 123780-03-700 Garnish-Int. 3"-4", Brt/Wht  
 123780-05-700 Base/Main-Brt Wht w/Gasket

123780-15-01A Vent-3" Roof w/Fan/Power Lift/Thermostat/Rain Sensor/Double Dome  
 009440-01-000 Gear-Arm-Roof Vent  
 084079-01-704 Blade-Fan  
 084079-01-707 Switch-Safety  
 084079-01-709 Switch-Main-3 Speed  
 084079-01-710 Thermostat (Wall Mt) Any Color  
 084079-11-703 Motor/Auto Lift Off/Wht Cap  
 123780-01-702 Screen Insert (Screen Ring)  
 123780-03-700 Garnish-Int. 3"-4", Brt/Wht  
 123780-05-700 Base/Main-Brt Wht w/Gasket  
 123780-09-700 Dome (Double) Wht Transparent

123780-16-01A Ventilator-Double Domed, 4" Roof w/Fan/Power-Lift/Thermostat, White  
 009440-01-000 Gear-Arm-Roof Vent  
 084079-01-704 Blade-Fan  
 084079-01-707 Switch-Safety  
 084079-01-709 Switch-Main-3 Speed  
 084079-01-710 Thermostat (Wall Mt) Any Color  
 084079-11-703 Motor/Auto Lift Off/Wht Cap  
 123780-01-702 Screen Insert (Screen Ring)  
 123780-03-700 Garnish-Int. 3"-4", Brt/Wht  
 123780-05-700 Base/Main-Brt Wht w/Gasket  
 123780-09-700 Dome (Double) Wht Transparent  
 123780-16-701 Thermal Protector  
 123780-16-702 Switch-Rocker-Off/On, Black

123780-17-01A Fan-Tastic Vent, 4" Roof, w/Fan/Pwr. Lift/Rain Sensor/DbL. Dome-White  
 009440-01-000 Gear-Arm-Roof Vent  
 084079-01-704 Blade-Fan  
 084079-01-707 Switch-Safety  
 084079-01-709 Switch-Main-3 Speed  
 084079-11-703 Motor/Auto Lift Off/Wht Cap  
 123780-01-702 Screen Insert (Screen Ring)  
 123780-03-700 Garnish-Int. 3"-4", Brt/Wht  
 123780-05-700 Base/Main-Brt Wht w/Gasket  
 123780-09-700 Dome (Double) Wht Transparent

123780-18-01A Fan-Tastic Vent, 4" Roof, w/Fan/Pwr. Lift/Thermostat/Rain Sensor/DbL. Dome-White  
 009440-01-000 Gear-Arm-Roof Vent  
 084079-01-704 Blade-Fan  
 084079-01-707 Switch-Safety  
 084079-01-709 Switch-Main-3 Speed  
 084079-01-710 Thermostat (Wall Mt) Any Color  
 084079-11-703 Motor/Auto Lift Off/Wht Cap  
 123780-01-702 Screen Insert (Screen Ring)  
 123780-03-700 Garnish-Int. 3"-4", Brt/Wht  
 123780-05-700 Base/Main-Brt Wht w/Gasket  
 123780-09-700 Dome (Double) Wht Transparent



## Fan-Tastic Vent

123780-25-01A Vent-4" Roof w/Fan/Pwr. Lift/Rain Sensor/DbL. Dome, Wht.  
 123780-22-701 Seal/Rubber 4-1/2" w/Glue  
 123780-22-704 Travel Lock Asm.  
 123780-22-705 Garnish-3-1/2" Clamp Style, Wht.  
 009440-01-000 Gear-Arm, Roof Vent  
 084079-01-704 Blade-Fan  
 084079-01-707 Switch-Safety  
 084079-01-709 Switch-Main-3-Speed  
 084079-01-710 Thermostat (Wall Mount) Any Color  
 084079-11-703 Motor/Auto Lift Off Wht. Cap  
 123780-01-702 Screen Insert (Screen Ring)  
 123780-03-700 Garnish-Interior, 3"-4" Brt. Wht.  
 123780-05-700 Base/Main, Brt. Wht. w/Gasket  
 123780-09-700 Dome (Double) Wht. Transparent  
 084079-11-707 Motor-Auto Lift, Wht. Cap/Ext.

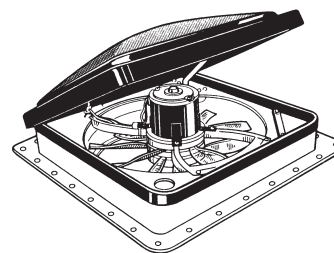
CONTINUED NEXT COLUMN

123780-26-700 Motor & Fan Blade w/Bracket  
 123780-23-700 Dome/DbL. w/Slide/Hinge White  
 123780-01-700 Cover/Dome w/Hinge & Slide, Wht. Translucent  
 123780-16-702 Switch-Rocker Off/On, Black  
 123780-21-702 Switch-Up/Down



## Fan-Tastic Vent

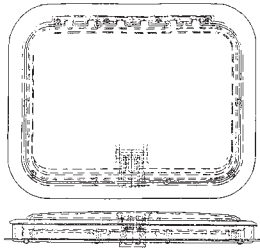
123780-27-01A Fan-Tastic Vent-4" Roof w/Fan/Pwr. Lift/Sgl. Dome/w/o Therm., Wht.  
 084079-01-707 Switch-Safety  
 084079-01-709 Switch-Main, 3-Speed  
 084079-11-707 Motor-Auto Lift-Wht. Cap/Ext.  
 123780-01-702 Screen Insert (Screen Ring)  
 123780-16-700 Knob-Blk./Automatic Lift Motor  
 123780-22-700 Cover-Vent w/Hinge & Slide  
 123780-22-701 Seal/Rubber-4-1/2" w/Glue  
 123780-22-702 Base/Main-w/Lock/Seal/Arm  
 123780-22-703 Screen Kit w/Ring/Arm/Lock  
 123780-22-704 Travel Lock Assembly  
 123780-22-705 Garnish-3-1/2" Clamp Style-White  
 123780-26-700 Motor & Fan Blade w/Bracket  
 123780-26-701 Blade/Fan-12" Opaque White  
 123780-27-700 Switch-Up/Down (DM Series)  
 009440-01-000 Gear-Arm, Roof Vent



## Fan-Tastic Vent

123780-21-01A Vent-4" w/Fan/Pwr. Lift/DbL. Dome w/o Therm., Wht.  
 084079-01-704 Blade Fan  
 084079-01-707 Switch-Safety  
 084079-01-709 Switch-Main, 3-Speed  
 084079-11-707 Motor-Auto Lift-White Cap/Ext.  
 123780-01-702 Screen Insert (Screen Ring)  
 123780-16-702 Switch-Rocker-Off/On Black  
 123780-21-701 Base/Main w/Micro Switch/Seal  
 123780-21-702 Switch-Up/Down (DM Series)  
 123780-21-703 Screen Kit w/Ring/Circuit Board  
 123780-21-704 Circuit Board, 102C  
 123780-22-701 Seal/Rubber 4-1/2" w/Glue  
 123780-22-704 Travel Lock Assembly  
 123780-22-705 Garnish 3-1/2" Clamp Style-White  
 123780-23-700 Dome/DbL. w/Slide/Hinge-White  
 123780-26-700 Motor & Fan Blade w/Bracket  
 009440-01-000 Gear/Arm, Lift-Roof Vent Cover





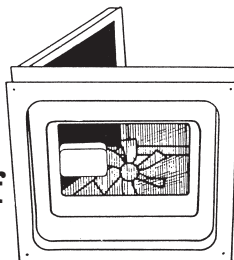
**Roof Vent Asm.**

113349-01-000 Vent Asm.-Roof  
113349-01-700 Cover



**Fan-Tastic Vent**

123780-23-01A Vent-3" Roof w/Fan/Pwr. Lift/Therm/Rain Sensor/Dbl. Dome, Wht.  
123780-22-704 Travel Lock Asm.  
123780-16-702 Switch-Rocker-Off/On, Black  
123780-22-701 Seal/Rubber, 4-1/2" w/Glue  
123780-23-700 Dome/Dbl. w/Slide/Hinge-White  
009440-01-000 Gear, Arm, Roof Vent  
084079-01-704 Blade-Fan  
084079-01-707 Switch-Safety  
084079-01-709 Switch-Main, 3-Speed  
084079-01-710 Thermostat (Wall Mount) Any Color  
123780-01-702 Screen Insert (Screen Ring)  
123780-03-700 Garnish-Int., 3"-4" Brt./Wht.  
123780-05-700 Base/Main, Brt. Wht. w/Gasket  
123780-09-700 Dome (Double) Wht. Transparent  
084079-11-707 Motor-Auto Lift Wht. Cap/Ext.  
123780-01-700 Cover-Vent w/Hinge & Slide  
123780-22-705 Garnish-3-1/2" Clamp Style-White  
123780-26-700 Motor & Fan Blade w/Bracket



**Power Roof Vent**

110051-12-01A Vent-Roof, Pwr. w/Lift 3" Roof (Pce. Parts Only)  
064470-01-701 Slide Bar (Vent Lid)  
048648-01-000 Motor-12V, Non-Vented 1/8 Shaft  
048649-01-000 Fan-Plastic 6" 6-Bladed  
064469-03-708 Gear-Drive  
064470-01-700 Cover-Vent, w/o Slide Bar  
110051-01-705 Screen & Frame f/Pwr. Lift 4"  
110051-07-701 Motor-Lift, w/Brkt.-Gear  
009440-01-000 Gear-Arm Lift, Roof Vent Cover  
064469-03-700 Switch-Rocker, Mom/Off/Mom



**Fan-Tastic Vent**

123780-26-01A Fan-Tastic Vent, 4" Roof w/Fan/Dbl. Dome w/o Therm/Pwr. Lift  
084079-01-707 Switch-Safety  
084079-01-709 Switch-Main, 3-Speed  
123780-01-702 Screen Insert (Screen Ring)  
123780-16-700 Knob-Black/Automatic Lift Motor  
123780-21-700 Fuse Holder w/4 Amp Fuse  
123780-22-700 Cover-Vent w/Hinge & Slide  
123780-22-701 Seal/Rubber, 4-1/2" w/Glue  
123780-22-702 Base/Main w/Lock/Seal/Arm  
123780-22-703 Screen Kit w/Ring/Arm/Lock  
123780-22-704 Travel Lock Assembly  
123780-22-705 Garnish 3-1/2" Clamp Style-White  
123780-26-700 Motor & Fan Blade w/Blade  
123780-26-701 Blade/Fan-12" Opaque White  
009440-01-000 Gear/Arm, Lift, Roof-Vent Cover



**Power and Non-Power Roof Vent**  
**Pce. Parts**

One piece plastic dome. Base is constructed of aluminum.

**POWER**  
090393-01-Y12 Off White 1-7/8" Roof Garnish (Piece Parts Only)  
090394-01-Y12 Off White 1" Roof Garnish (Piece Parts Only)  
048648-01-000 Fan Motor  
048649-01-000 Plastic Fan Blade 6 Bladed  
055218-01-000 Cover Asm.-Roof Vent  
016336-01-000 Cover w/Hump 14" x 14"  
009440-01-000 Gear Arm Lift, Roof Vent Cover  
009439-01-000 Silver Crank  
009439-05-000 Black Knob  
**NON-POWER**  
090392-01-Y12 Off White 1-7/8" Roof Garnish (Piece Parts Only)  
090395-01-Y12 Off White 1" Roof Garnish (Screen Asm. Not Included) (Piece Parts Only)  
078786-01-Y12 Screen Asm. Off White  
055218-01-000 Cover Asm.-Roof Vent  
016336-01-000 Cover w/Hump 14" x 14"  
009440-01-000 Gear Arm Lift, Roof Vent Cover  
009439-01-000 Silver Crank  
009439-05-000 Black Knob  
015911-01-000 Slide Track



**Elixir Vents**

The EZ-Mount™ Roof Vent significantly reduces installation cost, as there are only four internal fasteners to be used. No external screws are used which eliminates the possibility of water seeping past fasteners.

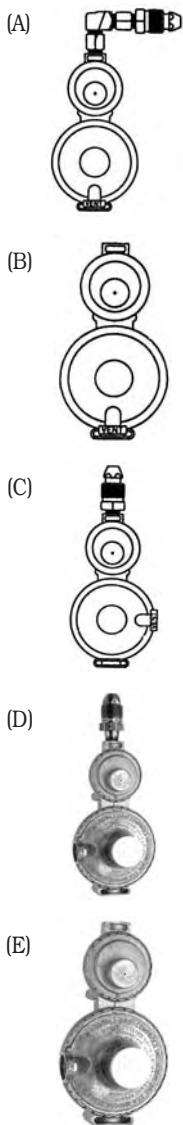
122882-01-01A Vent-Roof, Non-Powered V971201  
009440-01-000 Gear-Arm Lift, Roof Vent Cover  
064470-01-700 Cover-Vent, w/o Slide Bar  
064470-01-701 Slide Bar, Vent Lid  
122882-01-701 Screen  
122882-01-702 Handle, Crank-White Metal  
**\*\*If complete unit is needed, order part 122882-06-01A or 122882-07-01A**  
122882-02-01A Vent-Roof, Powered V971202  
009440-01-000 Gear-Arm Lift, Roof Vent Cover  
048648-01-000 Motor-12V Non-Vented 1/8" SFT  
048649-01-000 Fan-Plastic 6 Inch 6 Bladed  
064470-01-700 Cover-Vent w/o Slide Bar  
064470-01-701 Slide Bar-Vent Lid  
110051-03-700 Switch-Black/Push Button  
122882-01-701 Screen  
122882-01-702 Handle, Crank-White Metal  
**\*\*If complete unit is needed, order part 122882-06-01A or 122882-07-01A**  
122882-03-01A Vent-Roof, w/Fan, w/o Inside Garnish-White  
009440-01-000 Gear-Arm, Roof Vent  
048648-01-000 Motor-12V-Non Vented, 1/8 SFT  
048649-01-000 Fan-Plastic, 6", 6 Bladed  
064470-01-700 Cover-Vent  
064470-01-701 Slide Bar-Vent Lid  
110051-03-700 Switch-Black/Push Button  
122882-01-701 Screen  
122882-01-702 Handle-Crank-White  
122882-04-01A Vent-Roof, Power w/Lift w/Fan V971232 (Pce. Parts Only)  
048648-01-000 Motor-12V Non-Vented 1/8" SFT  
048649-01-000 Fan-Plas. 6 Inch, 6 Bladed  
064469-03-708 Gear-Drive  
064470-01-700 Cover-Vent w/o Slide Bar  
064470-01-701 Slide Bar-Vent Lid  
110051-07-701 Motor-Lift, w/Bracket-Gear 3/16"  
122882-04-700 Screen  
**\*\*If complete unit is needed, order part 122882-06-01A or 122882-07-01A**  
122882-05-01A Vent-Roof, Power w/Lift w/Fan V971235  
048648-01-000 Motor-12V Non-Vented 1/8" SFT  
048649-01-000 Fans-Plas. 6 in. 6-Bladed  
064469-03-708 Gear Drive  
064470-01-700 Cover-Vent w/o Slide Bar  
064470-01-701 Slide Bar-Vent Lid  
110051-07-701 Motor-Lift w/Bracket Gear  
122882-04-700 Screen  
122882-01-702 Handle, Crank-White Metal  
**\*\*If complete unit is needed, order part 122882-06-01A or 122882-07-01A.**  
122882-06-01A Vent-Roof, Garnish 1"-2.5", White, JRP2101  
122882-07-01A Vent-Roof, Garnish 2.5"-4.1", White JRP2103



### Ceiling Fan 35"

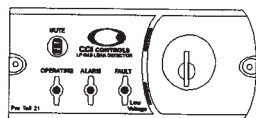
A unique 12-volt D.C. powered ceiling fan, 2-speed, reversible motor, CSA/US approved.

- 139134-01-01A Fan-Ceiling, 35", Antique Brass (Pce. Parts Only)
- 139134-01-700 Blades 36" Wht. Matte (4 Pce. Set)
- 139134-01-703 Housing-Motor Slide Switch
- 139134-01-704 Housing-Motor
- 139134-01-705 Hardware Package
- 139134-01-709 Balancing Kit-Clip/Plates
- 139134-01-710 Noise Kit-Washers
  
- 139134-01-02A Fan-Ceiling, 35", Bright Brass (Pce. Parts Only)
- 139134-01-711 Blades 36" Wht. Matte
- 139134-01-712 Motor
- 139134-01-713 Holder/Blade
- 139134-01-714 Switch/Slide, Motor Housing
- 139134-01-715 Housing/Motor
- 139134-01-707 Disc f/Blade Holder, Brass
- 139134-01-709 Balancing Kit-Clip/Plates
- 139134-01-710 Noise Kit-Washers
  
- 139134-01-03A Fan-Ceiling, 35", Satin Nickel w/o Switch
- 139134-01-711 Blades 36", White Matte
- 139134-01-708 Disc f/Blade Holder-Chrome
- 139134-01-709 Balancing Kit-Clip/Plates
- 139134-01-710 Noise Kit-Washers
- 139134-01-712 Motor
- 139134-01-718 Holder/Blade (4 Pce. Set) Nickel
- 139134-01-719 Housing/Motor-Nickel
  
- 139134-01-04A Fan-Ceiling, 35", Rubbed Bronze w/o Switch (Pce. Parts Only)
- 139134-01-709 Balancing Kit-Clip/Plates
- 139134-01-710 Noise Kit-Washers
- 139134-01-711 Blades (36") White Matte
- 139134-01-717 Motor-Fan, w/1.25" Mount Brackets
- 139134-01-712 Motor-Fan, w/.75" Mount Brackets



**Two-Stage Regulator**

- (A) 106150-01-000 Regulator-Two Stage w/90° Elbow & 3/8" FPT Outlet
- (B) 106150-02-000 Regulator-Two Stage 1/4" FPT Inlet 3/8" FPT Outlet
- (C) 106150-03-000 Regulator-Two Stage 7/8-14 UNS2A LH Inlet 3/8" FPT Outlet
- (D) 106150-05-000 Regulator-Two Stage
- (E) 106150-06-000 Regulator-Two Stage



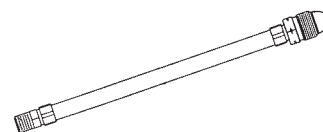
**LP Gas Detector**

- 150138-01-01A Detector-LP Gas (White)
- 150138-01-02A Detector-LP Gas (Brown)



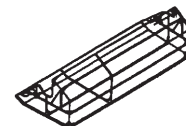
**LP Hoses**

- 045703-01-000 Hose-LP, 3/8"ID x 24"-3/8"MPT x 1/2"F Swivel-US
- 045703-05-000 Hose-LP, 3/8"ID x 28"-3/8"MPT x 1/2"F Swivel-US
- 045703-07-000 Hose-LP, 3/8"ID x 10"-3/8"MPT x 1/2"F Swivel-US
- 045703-09-000 Hose-LP, 3/8"ID x 24"-3/8"ID F Swivel x 3/8"ID F Swivel-US
- 045703-12-000 Hose-LP, 3/8"ID x 18"-3/8"MPT x 1/2"F Swivel-Canada
- 045703-13-000 Hose-LP, 3/8"ID x 120"-3/8"F Swivel x 1/2"F Swivel-US
- 045703-14-000 Hose-LP, 3/8"ID x 157.5"-1/2"F Swivel x 1/2"F Swivel-US
- 045703-15-000 Hose-LP, 3/8"ID x 142"-1/2"F Swivel x 3/8"F Swivel-US
- 045703-17-000 Hose-LP, 3/8"ID x 24"-1/2"F Swivel x 3/8"F Swivel-US
- 045703-19-000 Hose-LP, 3/8"ID x 102"-1/2"F Swivel x 3/8"F Swivel-US/CGA
- 045703-20-000 Hose-LP, 3/8"ID x 294"-1/2"F Swivel x 3/8"F Swivel-US/CGA
- 045703-21-000 Hose-LP, 3/8"ID x 60"-1/2"F Swivel x 3/8"F Swivel-US/CGA
- 045703-22-000 Hose-LP, 3/8"ID x 60"-1/2"F Swivel x 1/2"F Swivel-US/CGA
- 045703-24-000 Hose-LP, 3/8"ID x 197"-1/2"F x 3/8"F Swivel-US/CGA
- 045703-25-000 Hose-LP, 3/8"ID x 177"-US/CGA-1/2"F Swivel x 3/8"M FL-USA/CGA
- 045703-26-000 Hose-LP, 3/8"ID x 24"-1/4"MPT x 3/8"Flare-US/CGA
- 045703-27-000 Hose-LP, 3/8"ID x 13"-US/CGA-1/2"F Swivel x 3/8"F Swivel
- 045703-29-000 Hose-LP, 3/8"ID x 79.7"-1/2"F Swivel x 1/2"F Swivel
- 146989-01-000 Hose-LP 1/2" ID x 132", 5/8" Female, Swivel
- 146989-02-000 Hose-LP 1/2" ID x 96", 5/8" Female, Swivel
- 146989-03-000 Hose-LP 1/2" ID x 43.3", 5/8" Female, Swivel
- 045703-02-000 Hose-LP, 3/8" ID x 24", 3/8" MPT x 1/2"F Swivel, CSA
- 045703-31-000 Hose-LP, 3/8" x 214", 1/2" F Swivel x 3/8" M FL US/CSA
- 045703-32-000 Hose-LP 3/8" ID x 295", 1/2" F Swivel x 3/8" F Swivel US/CSA




**Hi Pressure Hose Assembly**

111218-01-000 Hose Asm. Hi Pressure, LP w/Pol.



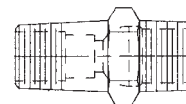
**LP Tank Cover**

138468-01-01A LP Tank Cover, Black



**LP Tank Cover**

128719-01-01A Cover-LP Tank, Black



**Brass Valve Check**

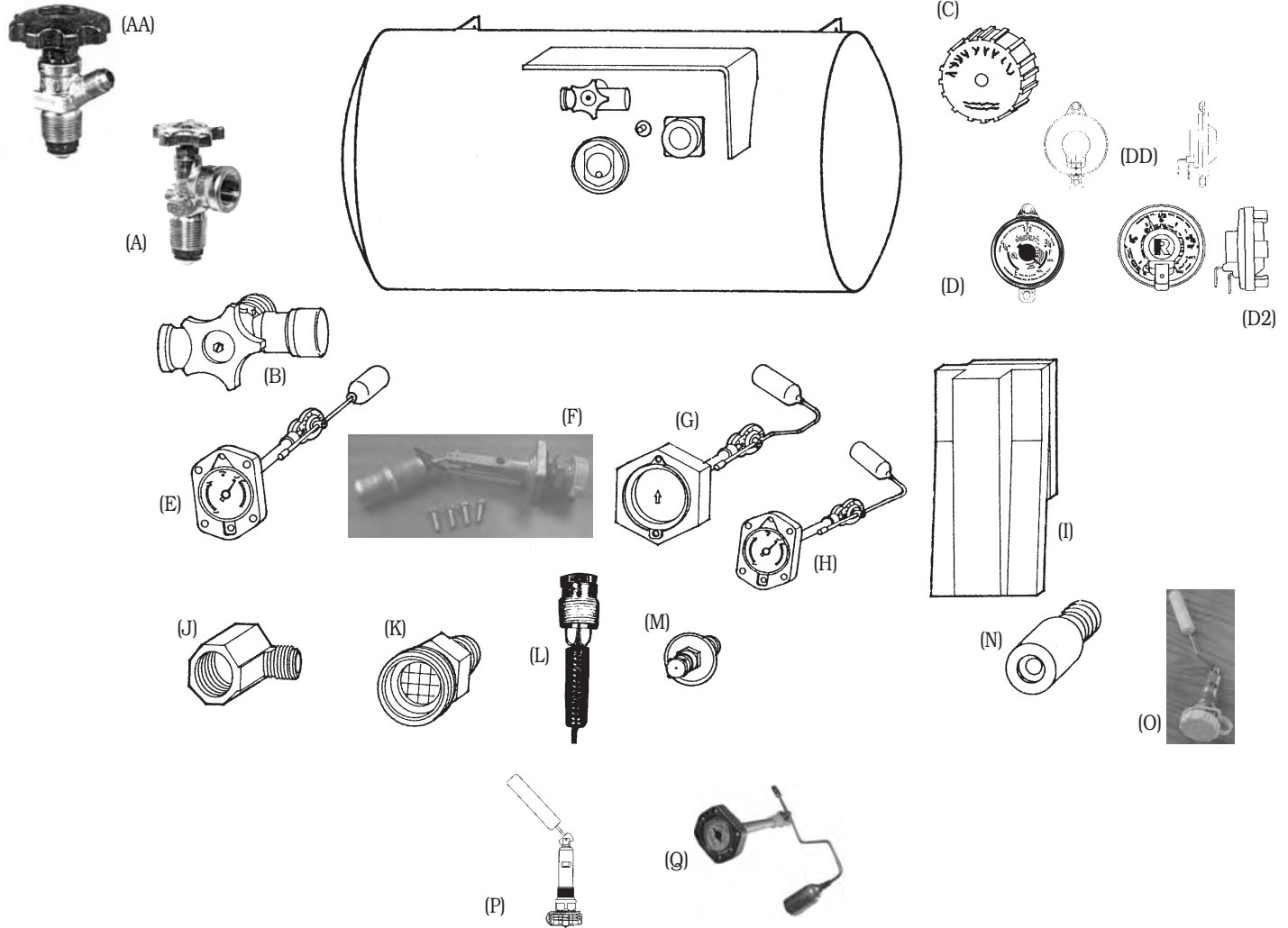
110438-02-000 Brass Valve Check 1/2" MPT x 1/2" MPT



**Brass Valve Check**

110438-01-000 Brass Valve Check Backflow Preventer 1/2" MPT x 1/2" FPT (Built in Anti-Siphon)

# LP GAS



(AA) 040421-01-710 Valve-Liquid Service, Shut Off  
(Rego 9101Y5) Brunner 910145

(A) 040421-01-712 Valve-Service w/o Vapor Relief

(B) 040421-01-703 Valve-Service w/Handwheel & Vapor Relief  
(Rego 9106C0) Brunner G-1015

(C) 040421-01-702 Cap-LP Filler Valve, Plastic Yellow

(D) 040421-01-706 Dial-LP Tank Volume, Visible Face  
White Plastic Back (MA-8 ROC)

(DD) 040440-02-000 Dial Transmitter, 0-90 OHM  
Metal Back, 2 Term., Bolt On (Pwr./Ground)

(D2) 040440-03-000 Transmitter-Dial Snap On, 0-90 OHM, 2 Term. (Pwr./Ground)

(E) 040421-01-707 Float Asm. Bolt On f/Screw On Dial  
\*10-1/2", F/14" Dia. Tank, Brunner 6244-49

088253-09-700 Float Asm., Screw In f/Snap On Style Dial (Not Shown)

(G) 074039-01-700 Float Bolt On Screw On Dial

\*8-3/4", F/10" Dia. Tank 6244-353, Manchester

074039-04-701 Float Asm. f/Snap On Gauge (Not Shown)

(H) 088253-01-700 Float Asm. Bolt On f/Screw On Style Dial

\*12-7/8", F/16" Dia. Tank, 6244-50 Brunner

088253-01-702 Float Asm. Screw In f/Snap On Style Dial (Not Shown)

(H) 074142-01-701 Float/Bolt On Screw On Dial

080450-01-701 Float/Screw In Snap On Dial (Not Shown)

(F) 040421-01-711 Valve w/Fill Adapter-4 Bolt

(I) 105658-01-000 Compartment LP Regulator

For '92 Coaches To Current

(J) 065318-02-000 Elbow 90°, 3/8" MPT to 3/8" FPT

(K) 040421-01-701 Valve-Short LP Filler w/Yellow Cap Brunner 75478

(L) 040421-01-713 Valve-Relief 1" w/Spring 7"

040421-01-714 Valve Relief 3/4" w/Spring 7"

(M) 040421-01-700 Valve-Liquid Level, 20% LP Brunner G-1013

(N) 106846-01-000 Valve-Relief

111219-01-706 Float Asm. f/Snap on Gauge (Not Shown)

118822-01-700 Float Asm. Bolt On f/Screw On Style Dial (Not Shown)

091970-01-700 Float Asm. Bolt On f/Screw On Style Dial (Not Shown)

091970-01-701 Float Asm. Screw In f/Snap On Style Dial (Not Shown)

(O) 140000-01-705 Valve/Fill-w/80% Fill

(P) 144116-01-701 Valve/Fill 80% w/Yellow Cap

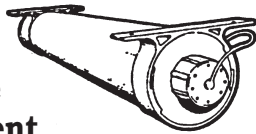
(Q) 144116-04-700 Float/Sending Unit w/o Dial

\* Maximum dimension from back of flange to end of float.



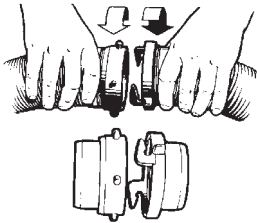
**Sewer Hose Compartment**

129850-01-01A Compartment-Sewer Hose, Stores 20' of Hose, White



**Connector**

103354-01-000 Quick Connect Connector



**Termination Adapter 3"**

Connects to 3" pipe and allows bayonet type applications.

062417-01-000 Termination Adapter 3"

**Offset Reducer Adapter**

3" x 1-1/2".


062422-01-000 Offset Reducer Adapter



**Hose Adapter 3"**

Bayonet type hose adapter connects to 3" pipe for easy sewer hose attachment.

062416-01-000 Hose Adapter 3"




**Adapter**

(A) 109450-01-000 Plastic Sewer Hose Adapter  
 (B) 109571-01-000 Adapter 1-1/2" P x 1-1/4" MPT  
 (B) 109571-02-000 Adapter 1-1/2" Hub x 1-1/2" MPT



**Sewer Cap 3" and Cord**

062415-01-000 Sewer Cap 3" and Cord  
 062415-01-700 String-Sewer Cap

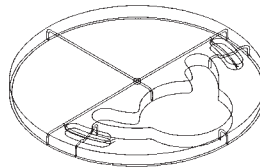


**Deck Plate**

(A) 092887-03-000 Hatch-Deck Plate, 4", Black Hatch/Plate 6.1" Flange/4.5" R.O., Black  
 (B) 092887-04-000 Chain, 9"  
 (C) 092887-02-000 Hatch-Deck Plate, 7.4" Flange/6.5" R.O., Black

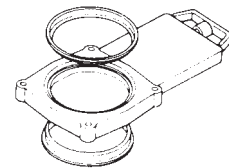
**Hatch**

M08628-01-H17 Hatch Asm. w/Foam Insert 3/4" x 11-1/2" Dia.-Black Plastic



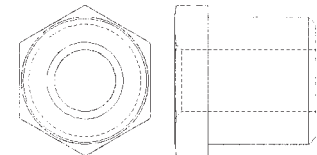
**Plug and String**

701724-02-000 3/4" Male



**Replacement Valves**

070916-01-701 1-1/2" Replacement Valve  
 070916-01-700 Valve Only (Waste) 3"

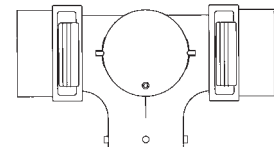


**Bushing**

068382-06-000 Bushing-Brass 3/8" MPT x 1/8" FPT


**Dual Valve 3" x 1-1/2" Offset**

070916-01-000 Dual Valve 3" x 1-1/2" Offset



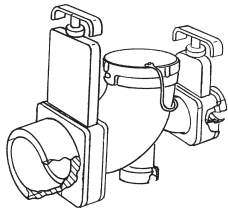
**Dual Valve 3" x 3"**

136143-01-000 Valve-Dual



**Valve 1-1/2" With Handle**

(A) 062421-01-000 Valve/Dump w/Handle 1-1/2" Hub x 1-1/2" Spigot  
 (B) 062421-03-000 Valve/Dump w/o Handle 1-1/2" x 1-1/2" Hub  
 062421-04-000 Cable/Rod f/Dump Valve w/Handle 36"  
 062421-05-000 Cable/Rod f/Dump Valve w/Handle 48"  
 062421-08-000 Cable/Rod f/Dump Valve w/Handle 108"  
 062421-07-000 Cable/Rod f/Dump Valve w/Handle 144"



**Triple Valve**

For vehicles with 3 holding tanks, 3" slip, 3" bayonet w/cap, 1-1/2" hub, and 2" slip. 3" and 1-1/2" valves are included.

082696-01-000 Valve Asm. Waste, Triple

**Valve**

144728-01-000 Valve-Sewer Hose 3" (Quick Connect)  
144728-01-700 Gasket-Rubber



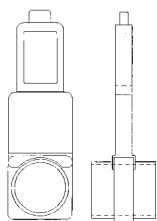
**Bushing**

010121-01-000 Bushing-Plastic Black 1-1/2" x 1-1/4"  
010123-01-000 Bushing-Plastic Black, 2" x 1-1/2" Hub



**Valve 3" With Handle**

062418-01-000 Valve 3" w/Handle (Shown)  
062418-03-000 Valve 3" Spigot x 3" Spigot



**Valve**

129147-01-000 Valve-3" Hub x 3" Hub, Remote

**Valve 3" Offset w/2" Socket**

072346-01-000 Valve  
3" Offset w/2" Socket



**Handle Only**

062419-06-000 Handle Only-T



**Bracket, Valve Locking**

062419-05-000 Bracket, Valve Locking (Shown)  
062419-04-000 Handle/Rod-Extension w/Threaded End, 55"



**Extension Only**

062419-07-000 36" Extension Only, Tapped End (Shown)  
062419-10-000 Handle Extension w/Tapped End, 24"  
062419-11-000 Handle Extension w/Tapped End, 17"

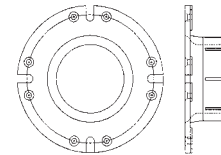
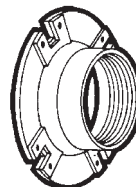


**Covered Vent Pipe**

1-7/8" I.S.  
083558-03-000 Off White

**Closet Flange**

063641-01-000 Flange-Closet, 4" x 3"



**Closet Flange**

148914-01-000 Flange-Closet, 4" x 3"

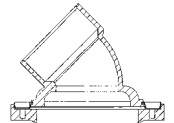
**Closet Flange**

024676-01-000 Flange-Closet, 4"x3", Black Plastic



**Closet Flange**

151541-01-000 Flange-Closet, Elbow-Swivel 4" x 3"




**Sewer Hose**

139513-01-000 Hose-Sewer, 3" x 10' w/Adapter  
139513-02-000 Hose-Sewer, 3" x 20' w/Adapter



**Reducer Bushing**

010122-01-000 Bushing/Plastic Reducer 1-1/2" Smooth x 1-1/4" Thread-Black



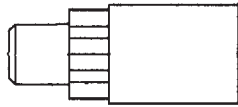
**Coupler**

147564-01-000 Coupler-Plas. 1" FPT x 1" FPT



**Rubber Coupler w/Clamps**

078406-01-000 3" x 3" w/Clamps  
089355-01-000 1-1/2" x 1-1/2"



**Coupler-Quick Connect**

142595-01-000 Coupler-Quick Connect-Air,  
1/4" MPT

**Anti-Siphon Trap Vent  
With Pipe**

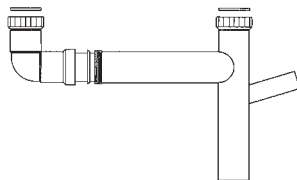
2" x 7.3"

079968-01-000 Anti-Siphon Trap Vent  
With Pipe



**Double Sink Telescopic  
Waste**

011091-02-000 1-1/2"-Waste-Double Sink



**Double Sink Waste Control**

011091-04-000 Waste Control-Double Sink,  
Dishwasher



**Arm Waste**

126588-01-000 Arm-Waste 1-1/2" x 9-1/2", Female  
(Shown)  
126588-02-000 Arm-Waste 1-1/2" x 20" Female  
126588-03-000 Arm-Waste 1-1/2" x 9-1/2", Slip

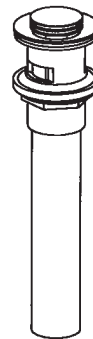


**Lavatory Waste Asm.**

151556-01-01A Drain/Tailpiece w/Pop-  
Up/Lift/Overflow, Polished Brass

**Waste Asm.**

165753-01-04A Waste Asm.-Lavatory  
w/Pop-up, Chrome



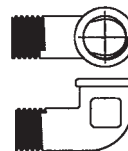
**Lavatory Waste  
Asm.**

151556-01-02A Drain/Tailpiece  
w/Pop-Up/Lift Rod/Overflow,  
Chrome



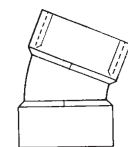
**Elbow**

142812-01-000 Elbow-Brass, 1/2"  
MPT x 1/2 FPT




**Elbow**

010023-01-000 Elbow - Plas.  
1/16BD 3" x 22.5



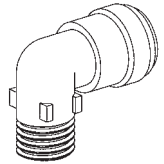
**Elbow**

1/4 Bend w/Hub and Spigot.  
(A) 010009-01-000 Elbow-St.  
Plas. 1/4" BD 1-1/2" x 90°  
(B) 033761-01-000 Elbow-St.  
Plas. 1/4" BD 1-1/2" Hub x 90°  
1/8 Bend.  
(C) 010051-01-000 Elbow-45°  
1-1/2" Spigot x Hub, Plastic  
(D) 010061-01-000 Elbow-45°  
St., 3" Spigot & Hub-Plastic



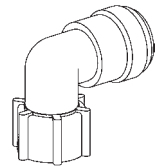
**Elbow**

164906-01-000 Elbow-90° 1/2"  
Quick Connect x 1/2" MPT



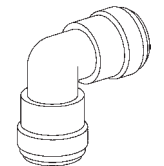
**Elbow**

164906-02-000 Elbow-90° 1/2"  
Quick Connect x 1/2" FPT  
Swivel



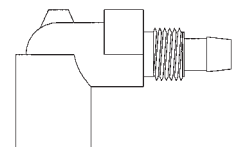
**Elbow**

164906-03-000 Elbow-90° 1/2"  
x 1/2" Quick Connects



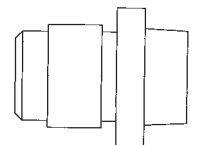
**Elbow**

114429-09-000 Elbow,  
1/2"P x 1/2" FPT Drop  
Ear



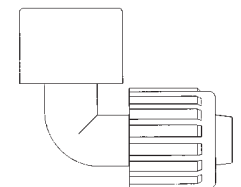
**Elbow**

146635-02-000 Elbow-5/8"  
Flare, Pipe-Away




**Elbow**

114429-11-000 Elbow,  
1/2"P x 1/2" FPT



**Drop Ell For Shower Hose**

135028-01-01A Drop-Ell-Shower Hose-Brass 1/2"  
 135028-01-03A Drop-Ell f/Shower Hose, Wrought Iron, 1/2"  
 135028-01-04A Drop Ell f/Hand Held Shower Head w/1/2" IPS, Brushed Nickel



**Drop Ell**

135028-02-01A Drop-Ell f/Hand Held Shower Head, Oval w/ 1/2" IPS, Brass  
 135028-02-02A Drop-Ell f/Hand Held Shower Head Oval w/ 1/2" IPS, Chrome  
 135028-02-03A Drop-Ell f/Hand Held Shower Head/Oval w/1/2" IPS, Nickel

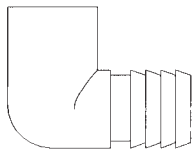
**Elbows**

(A) 1/4 Bend w/Hub.  
 034250-01-000 Elbow-Plas. 1/4" BD 1-1/2" x 90°  
 (B) 010008-01-000 Elbow-Plas. 1/4" BD 1-1/2" x 90 XLT  
 (C) 010006-01-000 Elbow-Plas. 1/8" BD 1-1/2" x 45°  
 (D) 010005-01-000 Elbow-Plas. 22.5 Degree, 1-1/2" Hub x Hub



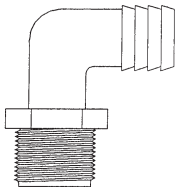
**Elbow**

132782-01-000 Elbow, Plastic, 1" FPT x 1-1/4" Barb, 90°



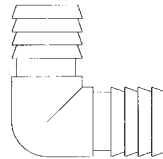
**Elbow**

111223-02-000 Elbow, Plastic 1/2" MPT x 3/8" Barb  
 111223-04-000 Elbow, Plastic, 1/2" MPT x 1/2" Barb



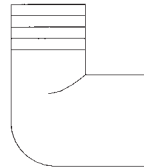
**Elbow**

132781-01-000 Elbow, Plastic, 90°, 1 1/4" Barb



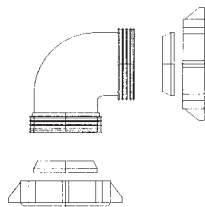
**Elbows**

132484-01-000 Elbow, Plastic, 90°, 1" MPT x 1" FPT



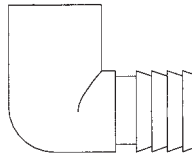
**Elbow**

125569-01-000 Elbow 1-1/2" x 90° Double Slip



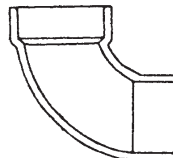
**Elbow**

132782-01-000 Elbow-Plastic, 1" FPT x 1-1/4" Barb



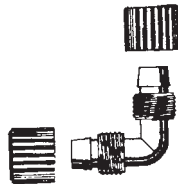
**Elbow**

010062-01-000 Elbow-St. Plas. 3"-90° Spigot x Hub



**Elbow**

114429-01-000 Elbow 1/2"P x 1/2"P



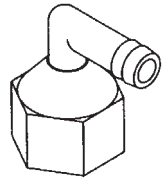
**Elbow**

123362-03-000 Elbow-Rubber, 68°, 6" ID



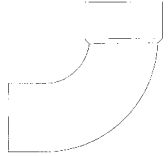
**Elbow**

123150-01-000 Elbow-Swivel, 1/2" FPT x 1/2" Barb



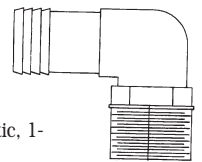
**Elbow**

041956-01-000 Elbow-3" St.-90°, Plastic



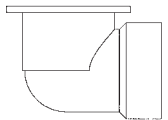
**Elbow**

010219-01-000 Elbow, Plastic, 1-1/4"MPT x 1-1/4" Barb



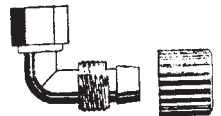
**Elbow**

131486-01-000 Elbow-Drain, 1-1/2" Low Profile-Tub Drain



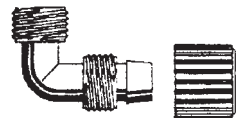
**Elbow**

114429-02-000 Elbow 1/2"P x 1/2"MPT



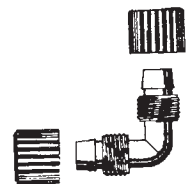
**Elbow**

114429-04-000 Elbow 1/2"P x 3/8"MPT

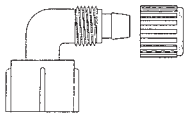


**Elbow**

114429-10-000 Elbow-Swivel, 1/2"MPT x 1/2"FPT

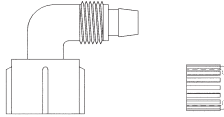






**Elbow**

114429-06-000 Elbow 1/2" P x 3/4" FPT  
114429-07-000 Elbow 1/2" P x 1/2" FPT Drop Ear



**Elbow**

114429-08-000 Elbow-Swivel, 1/2" P x 1/2" FPT Long

**Elbow**

035539-01-000 3/8" MPT x 3/8" Barb



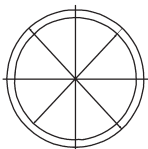
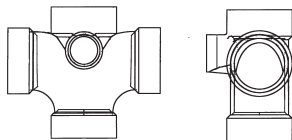
**Plug**

145609-01-000 Plug-Brass 1/2" MPT, Square Head



**Tee**

155751-01-000 Tee-Double, 3"



**Cap**

155752-01-000 Cap-3" Fitting




**Cap/Pipe**

165404-01-000 Cap/Pipe, 1/8" NPT, Brass



**Cap**

114427-01-000 Cap 1/2" P, Plastic



**Plug**

Black  
061420-15-000 Plug-Plastic, 2" dia.  
061420-16-000 Plug-Plastic, 2 1/8" dia.  
061420-05-000 Plug-Plastic, 1.5" dia.  
061420-09-000 Plug-Plastic, 1" dia.  
061420-12-000 Plug-Plastic, 1.5", Red  
061420-18-000 Plug-Plastic, 1.75" dia.



**Plug**

010166-01-000 Plug-Threaded, 1-1/4" MPT, Plas., Black

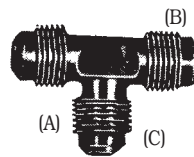


**Plastic Tee**

031365-02-000 Tee, Plas., 1-1/2" Extra Long Turn

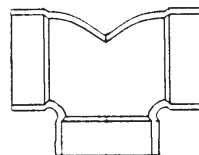
**Plastic Tee**

039798-01-000 1/2" MPT x 1/2" MPT x 1/2" MPT



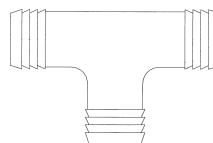
**Tee**

010065-01-000 Tee-Plastic 3" HxHxH, Female



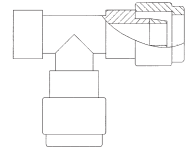
**Tee**

145714-01-000 Tee-Plastic 1-1/4" Barb



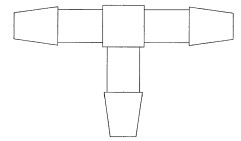
**Tee**

114428-07-000 Tee-1/2" P x 1/2" MPT x 1/2" P



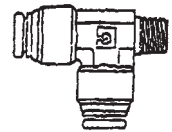
**Tee**

146486-01-000 Tee-Plastic-Barb 5/32" x 5/32" x 5/32"



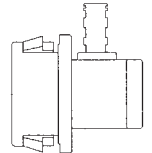
**Tee**

142570-01-000 Tee, 3/8" T x 1/4" P



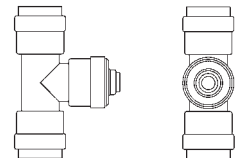
**Connector**

008356-02-000 Connector 21/32"



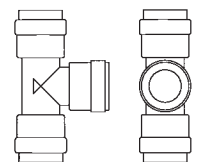
**Connector**

160949-01-000 Connector 1/2" x 1/2" x 1/4" Reducer



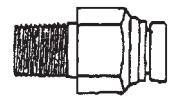
**Connector**

160949-02-000 Connector 1/2" CTS x 1/2" CTS x 1/2" CTS



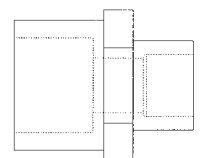
**Connector**

142571-01-000 Connector, 3/8" T x 1/4" P



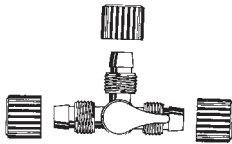
**Connector**

146297-01-000 Connector-Brass, 3/8" x 1/2" MPT




**Plastic Tee**

113698-01-000 Valve,  
Line Drain 3/8"P



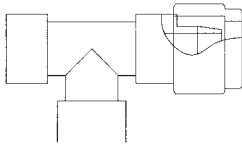
**Tee**

114428-02-000 Tee, Swivel, 1/2"P x  
1/2"P x 1/2"P x  
1/2"FPT




**Tee**

114428-06-000 Tee,  
1/2"P x 1/2"MPT x  
1/2"MPT



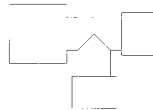
**Tee**

114428-03-000 Tee,  
1/2"P x  
1/2"P x 1/2"P



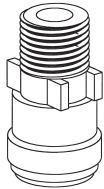
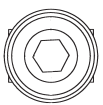
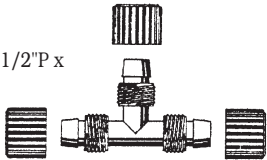
**Tee**

114428-05-000 Tee, 1/2"FPT  
x 1/2"MPT x 1/2"MPT



**Tee**

114428-01-000 Tee 1/2"P x  
1/2"P x 1/2"P

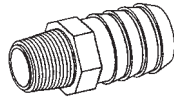
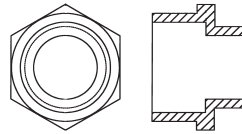


**Adapter**

164907-01-000 Adapter-Straight, 1/2" Quick  
Connect x 1/2" MPT

**Adapter**

133835-01-000  
Adapter-Reducing, 1  
1/2" x 1 1/4"

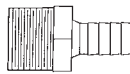


**Adapter**

044927-02-000 Adapter-Plastic, 1" MPT x 1 1/4"  
Barb

**Adapter**

118809-01-000 Adapter-Plastic  
1/2"MPT x 3/8" Barb (Shown)  
118809-02-000 Adapter-Plastic, 1/2" MPT x 1/2"  
Barb



**Adapter**

123152-01-000 Adapter-Swivel, 1/2"  
FPT x 1/2" Barb



**Adapter**

114430-01-000  
Adapter 1/2"P x 1/2"P



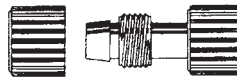
**Adapter**

010323-01-000 Adapter-Brass-  
3/8"F x 1/2"MPT  
010323-02-000 Adapter-Brass-3/8"F x 3/8"MPT



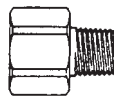
**Adapter**

114430-02-000  
Adapter, Swivel 1/2"P  
x 1/2"FPT



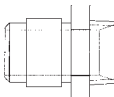
**Adapter**

136333-01-000 Adapter, Brass  
1/2"MPT x 1/2"FPT



**Adapter**

146635-01-000 Adapter-Pipe Away



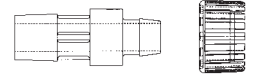
**Adapter**

114430-03-000 Adapter, 1/2"P x 1/2"MPT



**Adapter**

114430-04-000 Adapter, 1/2"P x 3/8"MPT



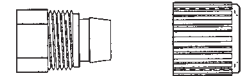
**Adapter**

010329-01-000 Adapter-Brass  
1/2"F x 1/2"MPT



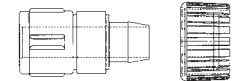
**Adapter**

114430-06-000 Adapter, 1/2"P x 3/8"FPT



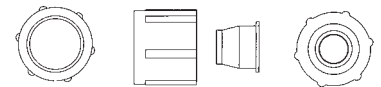
**Adapter**

114430-09-000 Adapter, 1/2"P x 1/2"FPT



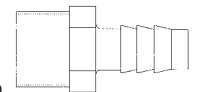
**Adapter Nut**

114430-10-000 Adapter-Nut, Pipe Connection, 1/2"



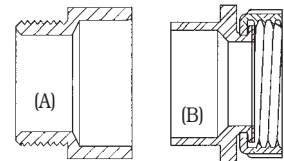
**Adapter**


010224-01-000 Adapter-  
Plastic, 3/8"MPT x 3/8" Barb



**Adapter**

(A) 126424-01-000 Adapter 1-1/2" MPT x 1-1/2"  
Hub  
(B) 126425-02-000 Adapter-Swivel 1-1/2" FPT x  
Spigot



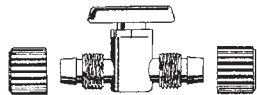
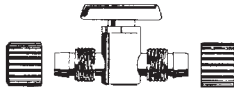


**Adapter**

- (A) 130685-01-000 Adapter 1-7/8" F Slip x 1-1/2" F Thread/O-Ring
- (B) 130685-02-000 Adapter 1-7/8" F Slip x 1-1/2" M Thread/O-Ring
- (C) 130685-03-000 Adapter 1-7/8" M Slip x 1-1/2" M Thread/O-Ring

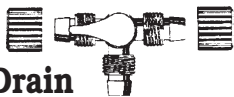
**Valve**

114431-04-000 Valve, Stop 1/2"P x 1/2"P



**Straight Stop Valve**

114431-08-000 Straight Stop Valve 3/8"P x 3/8"P



**Valve Line Drain**

114431-01-000 Valve, Line Drain 1/2"P

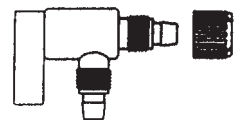
**Valve**

114431-02-000 Valve, 1/2"P, Bypass



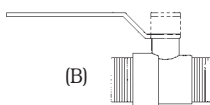
**Valve**

114431-03-000 Valve 1/2"P x 1/2"P



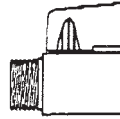
**Ball Valve**

- (A) 132483-02-000 Valve-Ball, 1/2", Brass FPT
- (B) 132483-01-000 Valve-Ball, 1" Threaded Ends




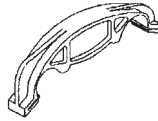
**Ball Valve**

142597-01-000 Valve-Ball-Air, 1/4"MFPT




**Waterline Wrench**

800042-01-000 3/8" x 1/2" Waterline Wrench



**Valve Needle**

120868-01-000 Valve-Needle, Comp. 1/4"C x 1/4"C



**Valve Check**

110438-01-000 Valve Check, Brass, 1/2" MPT x 1/2" FPT

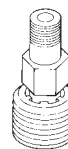


**Valve Check**

110438-02-000 Valve Check, Brass, 1/2" MPT x 1/2" MPT

**Vacuum Breaker 1/8" MPT**

011048-04-000 Vacuum Breaker




**Seal**

116473-01-000 Seal-Swivel 1/2"



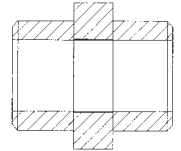
**Plastic Coupling**

010115-01-000 1-1/2" Plastic Coupling



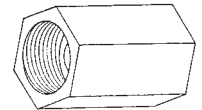
**Coupling**

075155-03-000 Coupling-Pipe, 1/4" Brass  
075155-04-000 Coupling-Pipe, 1/8" Brass



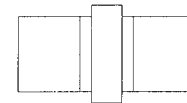
**Coupling - Female**

101814-01-000 1/2" x 1/2" FPT, Gray



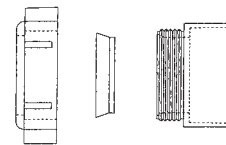
**Nipple**

010129-03-000 Nipple, Plastic 3"x3" Toe



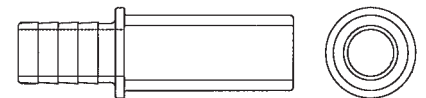
**Connector**

132148-01-000 Connector, 1/2" x 1/2" MPT Brass



**Connector**

152146-01-000 Connector, 1-1/2"P x 1-1/2" MPT

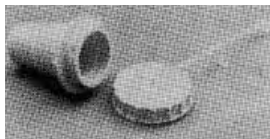


**Union**

166212-01-000 Union-Hose/Barb CTS x 1/2" B


# PLUMBING

## Waterfill Cap Cord & Spout



058808-01-700  
Waterfill Cap Cord & Spout

## 90° Hose Entry Elbow




A 90 degree elbow with male and female hose fittings. All metal elbow reduces the strain on the RV fitting.

701699-02-000 Hose Entry Elbow

## City Waterfill

Metal flanges with brass inlet and outlet fittings.



087659-01-700 Cap & Strap-Waterfill  
087659-04-000 Fill-City, Water, Colonial White



## Waterfills


010230-05-000 City Waterfill w/Check Valve FPT, Surf Silver (Built in anti-siphon)  
010230-06-000 Fill-City Water, Surf, MPT, Brushed Alum.

## Fresh Water Quick-Fill



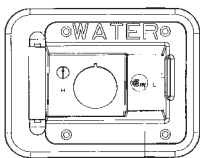
102478-01-000 Valve Asm. Quick-Fill, City

## Lockable Waterfill



6"W x 6.5"H Outside  
4"W x 4.4" H R.O.

058808-01-000 Waterfill-Lockable, Off White



(A)



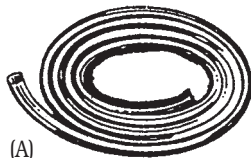
(B)



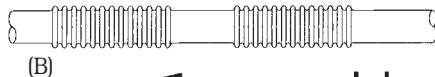
(B)

## Water Fill

(A) 137169-01-01A Fill, Water, Gravity-Brt. White  
(B) 137169-01-02A Water Fill, VW White, w/Door, w/o Lock  
137169-01-03A Water Fill, VW Lt. Gray  
137169-02-01A Washer-Gravity-Water Fill



(A)



(B)



(C)



(D)



(E)



(F)

## Vinyl Tubing

Sold by the foot.

(A) 074462-02-000 3/8" ID Clear, 20'  
(A) 039800-01-000 1/2" ID Black, 20' Pce.  
(A) 039800-04-000 1/4" OD x 20' Pce. (Blue)  
(B) 079381-01-000 1-1/4" ID White Flex-Smooth  
(C) 112176-01-000 Vinyl Tubing-Reinforced, Wht.  
(D) 124188-01-000 Tubing-Pex, 1/2" ID x 20', Blue (Cold)  
(D) 124188-02-000 Tubing-Pex, 1/2" ID x 20', Red (Hot)  
(E) 007281-01-000 Hose-Flexible PVC, 2-1/2" ID x 50'  
(F) 007076-01-000 Hose-Flexible PVC, 2" ID, Black

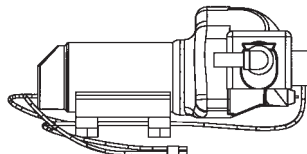
## Water Pump Strainer



The SHURflo strainer prevents damage to the pump by trapping small particles and debris.

144215-02-000 Strainer-Water Pump

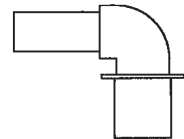
## Water Pump



163338-01-000 Pump-Water, 2.9 GPM w/o Port Fittings

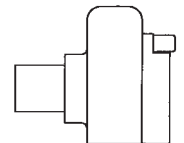
## Elbow

163338-02-000 Elbow-Water Pump, 1/2" Barb x Port



## Strainer

163338-03-000 Strainer-Water Pump-Quick Connect



## SHURflo Water Pump Pce. Parts

144215-01-702 Fitting Kit-Straight w/o Rings (Pair) x 1/2" NPS  
144215-02-700 Fitting Kit-Coupler f/Strainer (Pair), O-Ring Both Sides



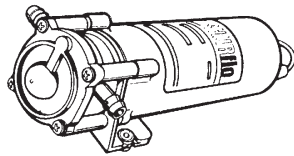
## 2.8 GPM SHURflo Water Pump Pce. Parts

098607-01-702 Diaphragm Kit  
098607-01-703 Valve Assembly  
098607-01-706 Upper Housing w/Switch  
098607-01-705 Valve-Check Kit



**Water Pump**

160702-01-000 Pump-Water, 2.8 GPM w/1/2" MPT Fitting


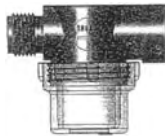


**SHURflo Water Pump**

111225-01-000 1.0 GPM, 12VDC, 1.2 Amps

**Twist-On In-Line Filter**

152925-01-01A Filter-In-Line, Twist-On 1/2", Black



**SHURflo Accumulator**

This high quality accumulator tank provides total control of a wide range of water conditions in a variety of applications. It reduces cycling pulsation and pressure spikes, increases the life of the pump and saves battery power. It utilizes a unique patented domed displacement diaphragm to minimize noise and power usage. It is factory set to 20 PSI, and has a maximum operating pressure of 125 PSI. 1/2" F threads interchangeable inlet and outlet ports.

123243-01-000 Accumulator Tank-24 oz.

**Water Valve**

103930-23-000 Valve/Water-2-Port/Vacuum Controlled



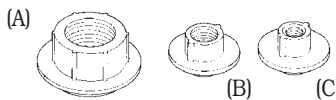
**Holding Tank Grommet**

061607-01-000 Use With 1-1/2" Pipe  
061607-02-000 Grommet-Holding Tank, 3" NPS




**Sending Unit**

039861-01-000 Sending Unit Asm.



**Water Tank Fittings**

- (A) 042989-03-000 Fitting - 1-1/4" NPT
- (C) 042989-04-000 Fitting - 3/8" FPT
- (B) 042989-05-000 Fitting - 1/2" FPT
- (B) 042989-06-000 Fitting 3/4" FPT
- (A) 042989-08-000 Fitting 1" FPT



**Holding Tank Fittings**

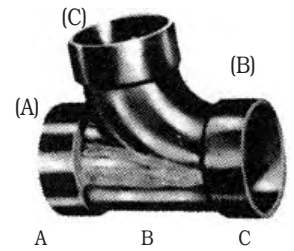
Kit includes (2) 1-1/2" x 1-3/4" x 1-3/4" Plastic fittings, (1) 3" FPT fittings, (1) female adapter, 1-1/2" pipe x 1-1/2" FPT and (1) 3"x3" rubber coupler.  
(A) 010232-01-000 Fitting 3" FPT  
(B) 078406-01-000 3" Coupler  
(C) 010231-01-000 Fitting, Spinweld, Plastic 1-1/2" FPT



**Tailpiece**

011069-03-000 1-1/2" x 1-3/4" x 1-3/4" Plastic  
011069-02-000 1-1/2" x 1-1/4" x 4" Brass

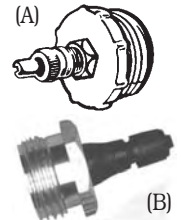
**Sanitary Tee**



010071-01-000 All Hub  
1-1/2" x 1-1/2" x 1-1/2"

**Blow-Out Plug**

(A) 701705-01-000 Blow Out Plug, Plastic  
(B) 701705-02-000 Blow-Out Plug, Brass



**Wye With Hub**

010073-01-000 1-1/2" Wye With Hub



**Plastic P-Trap Kit**

A=1-1/2" nut with 1-1/2" and 1-1/4" sealing washers.  
B=1-1/2" with 1-1/2" to 1-1/4" reducer bushing.  
Will accept any combination of 1-1/2" and 1-1/4" PVC pipe.  
011066-03-700 P-Trap Kit

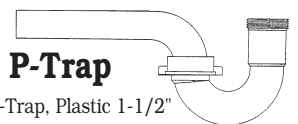
**P-Trap**

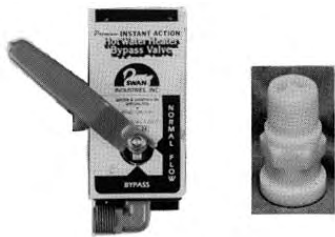
011071-01-000 P-Trap, Plastic, 1-1/2" CSA



**Plastic P-Trap**

107538-02-000 P-Trap, Plastic 1-1/2" w/Ext. Arm





**Water Heater By-Pass**

099729-01-000 Water Heater By-Pass  
099729-01-700 Valve Only - Check - Plastic

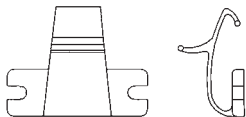
**Water Pressure Regulator**

129787-01-000 Regulator-Water Pressure, 45 PSI



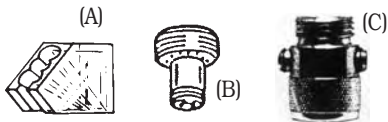
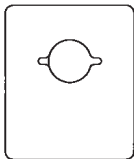
**Medicine Cabinet Latch**

113374-01-01A Latch, Medicine Cabinet, White



**Plate/Cover**

131549-01-01A Plate/Cover, Shower Head, Plastic, Soft White  
131549-01-02A Plate/Cover, Shower Head, Plastic, Ivory Marble

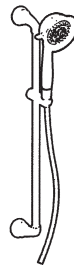


**Shower Heads & Accessories**

(A) 011048-03-700 Bracket Only  
(B) 011048-04-000 Vacuum Breaker  
(C) 128974-01-01A Valve-Shower Head, Brass Water Saver On/Off  
(C) 128974-01-02A Valve-Shower Head-Chrome  
(C) 128974-01-04A Valve-Shower Head/Water Saver (On/Off) Satin Nickel

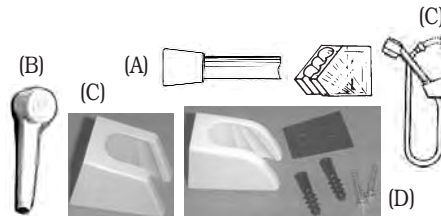
**Shower/Hand Held**

162646-01-01A Shower-Hand Held w/Slide Bar, Brushed Nickel



**Shower Head**

129390-04-01A Shower Head w/Hose & Bracket-White



**Shower Head & Accessories**

*(Letters verify style of parts included)*

011048-03-700 Bracket-Shower Head, Ivory (C)  
131383-01-02A Shower Head w/Hose & Bracket, White (A, B, D)  
131383-03-02A Bracket-Shower Head, White (D)

**Shower Head**

113466-01-01A Shower Head, Brass Head Asm., w/White Plastic Handle Grip  
129390-03-701 Connector/Bracket-Mounting/Swivel, f/Shower Head, Brass

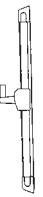


**Vacuum Breaker**

129390-02-01A Vacuum Breaker-Brass

**Shower Head Bar Guide**

113463-01-01A Bar Guide, Shower Head, Polished Brass



**Shower Head Pce. Parts**

129390-01-02A Shower Head w/Hose & Bracket, 60" Hose White, Push Button Control (Shown) (Pce. Parts Only)  
130041-01-02A Spacer-Shower Head, Soft White  
131340-02-01A Valve Asm.-Shower, Brass  
135028-01-01A Drop-Ell-Shower, 1/2" Brass  
135386-01-000 Nipple-1/2"  
130041-03-18A Spacer-Shower Head, Soft White  
130041-01-19A Spacer-Shower Head, Riverstone  
130041-03-19A Spacer-Shower Head, Riverstone  
130041-03-03A Spacer-Shower, Ivory Marble



**Shower Head**

156138-01-03A Shower-Hand Held w/Hose/w/o Slide Bar/Hardware/Vacuum Breaker, Wrought Iron  
135028-01-03A Drop Ell f/Hand Held Shower Head w/1/2" IPS, Wrought Iron

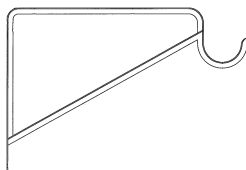


**Shower Head**

129390-03-01A Shower Head w/Hose & Bracket-Brass  
129390-03-701 Connector-Swivel  
129390-03-700 Bracket-Hanger, Shower Head  
129390-03-02A Shower Head w/Hose & Bracket, Chrome  
129390-02-01A Vacuum Breaker, 1/2" Brass

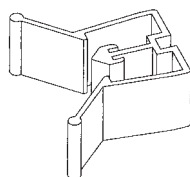
**Shelf Support**

162073-01-01A  
Support-Shelf Clothes  
Rod, White



**Catch/Shower Door**

115011-03-707 Catch/Shower Door, T-Flap Style,  
Safety, Black



**Shower Door Accessories**

(Not Shown)

089318-01-707 Latch/Catch-Safety, Black  
107878-01-703 Cap/Drip-Plug Set-White  
139047-01-710 Vinyl Sweep  
147577-01-708 Bar-Towel 17-5/16"

**Shower Door Accessories**

(Not Shown)

115011-03-02A Door-Shower, Bypass,  
Chrome/Aqua (Pce. Parts Only)  
115011-01-704 Rollers  
115011-01-705 Screw-Roller, (Hex Head)  
115011-01-710 Header (Anti-Jump/Lock) w/Clip  
115011-01-711 Knob-Tension, (Header w/Bolt)  
115011-01-714 Bumper-Rattle/Shower Door  
115011-01-715 Pad-Foam  
115011-01-716 Guard, Anti-Jump w/o Tension  
115011-03-700 Screw f/Towel Bar/Header  
115011-03-701 Bar-Towel, Silver, 17"  
115011-03-702 Bracket-Towel Bar, Silver  
115011-03-703 Screw f/Towel Bar Brackets  
115011-03-704 Track/Bottom-50", Chrome  
115011-03-705 Header w/o Anti-Jump Guard  
115011-03-706 Jamb-Wall Shower Door  
115011-03-707 Catch/Shower Door T-Flap Style,  
Safety, Black


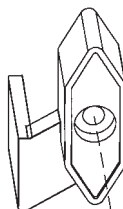
**Shower Door Accessories**

(Not Shown)

089318-01-000 Door-Shower, Pivot, Gold/Aqua  
(Pce. Parts Only)  
089318-01-701 Sweep-Vinyl, 1-1/8" Wide, Black  
089318-01-702 Bushing w/Arm, Lower  
089318-01-703 Strike-Jamb w/Magnetic Strip  
089318-01-704 Bolt-Pivot, Top or Bottom  
089318-01-706 Plate-Pivot (Upper/Lower)  
089318-01-707 Latch/Catch-Safety, Black  
092574-01-701 Bracket/Door Pull/Towel Bar  
092574-01-703 Bracket/Door Pull w/o Studs  
092574-01-704 Screw, Gold #6-3/8  
092574-01-707 Bushing Pivot, Top  
092574-01-708 Drip Rail (Sweep)  
092574-01-710 Screw, Gold, f/Towel Bar  
092574-01-711 Bracket/Door Pull w/Studs  
107878-01-703 Cap-Drip, Plug Set  
092574-01-702 Bar-Towel, 30"

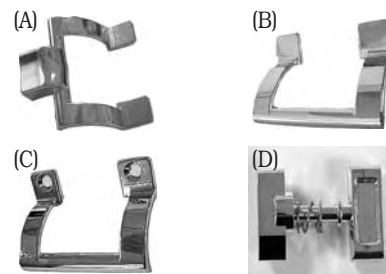
**Latch Kit**

158076-05-01A Latch  
Kit/Travel/Safety, Rt. Hinged  
158076-06-01A Latch  
Kit/Travel/Safety, Left Hinged



**Coastal Shower Door Accessories**

(A) 108351-01-700 Strike Assembly, 66"  
(B) 108351-01-701 Handles-Door-Set  
(C) 108351-01-702 Latch-Door  
(D) 108351-01-703 Bracket & Roller Asm., Sgl.  
(E) 108351-01-704 Bracket & Roller Asm., Dbl.  
(back side view)  
(F) 108351-01-705 Clip Only f/Sgl./Dbl. Roller  
(G) 108351-01-706 Spring-Roller Bracket  
(H) 108351-01-707 Handle/Latch Misc. Hdwe.



**Towel Bar Brackets & Safety Latch**

(A) 092574-01-701 Bracket-Stud, Towel Bar, Gold  
(B) 092574-01-711 Handle w/Studs (Outside)  
(C) 092574-01-703 Pull-Door, Gold (Inside)  
092574-01-704 Screw-Gold #6, 3/8" (Not Shown)  
092574-01-710 Screw-Gold f/Towel Bar (Not Shown)  
(D) 089318-01-707 Latch/Catch, Safety, Black  
108351-01-707 Handle/Latch Misc. Hdwe. (Not Shown)  
092574-01-702 Towel Bar, 30" (Not Shown)

**Curtain Rod**

102075-10-02A Rod-Curtain, Soft White 1" OD x  
46.3"  
081114-02-000 Cap-Insert, Wht., Round 1"



**Clothes Bracket**

113236-01-01A Bracket-Clothes Rod



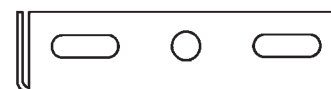
**Spacer Shower Head**

130041-03-18A Spacer-Shower  
Head, Soft White



**Bracket Stopper**

158851-01-02B Bracket-Stopper w/o Rubber  
Bumper



**Drain**

120981-01-01A Drain, Tip Toe, Brass w/Spring  
Loaded Plunger




**Sink Strainer With Basket**

092303-01-000 3-1/2" ID, Fits 4" Drain Strainer Only



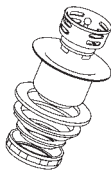
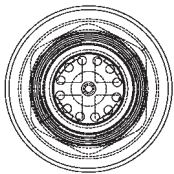
**Strainer**

092303-02-000 Strainer w/Basket



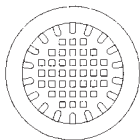
**Galley Sink Strainer**

066437-02-000 Strainer w/Basket, 2.6" OD  
066437-01-700 Basket Only



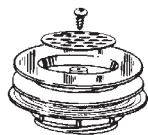
**Strainer**

163569-01-000 Strainer w/Basket & Nut, 2"



**Shower Strainer**

147302-01-01A Strainer-Shower, White



**Shower Strainer**

1-1/2" ID, fits 2" drain.

066440-01-000 Strainer, Shower Drain w/Rubber Washer



**Strainer Assembly**

106116-01-01A Strainer Asm. Plastic, 1-1/4" x 5", Off White  
106116-01-02A Strainer Asm. Plastic, 1-1/4" x 5", App. White  
106116-02-01A Gasket-Strainer  
106116-01-03A Strainer Asm.-Plastic, Chrome

**Tub Strainer With Plug**

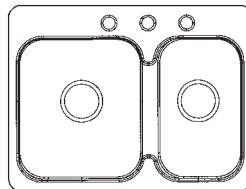
1-1/2" ID, fits 2" drain.

066729-01-000 Tub Strainer with Plug



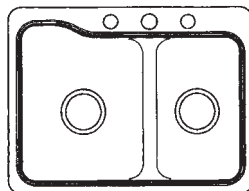
**Shower Pan Strainer**

114974-01-000 Strainer/Shower Pan w/Hose-End



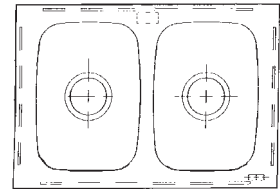
**Sink**

163942-01-01A Sink/Double-Large/Small Basin, 25" x 19.5" x 6" Deep, Plastic/Silver



**Sink**

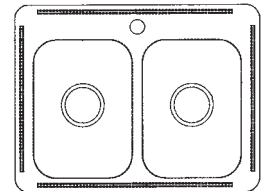
148870-01-01A Sink/Double-Lg/Sm Basin-25" x 19" x 7"



**Sink**

Stainless steel, self rimming. Bowls 10" x 5-7/8". Overall size 17.2" x 25.2" x 5.9", Center Drop.

104113-01-000 Sink

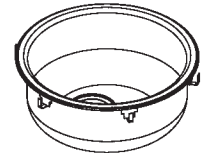


**Sink**

161614-01-01A Sink-Dbl./Galley, 25" x 19" x 6.25", SST

**Sink**

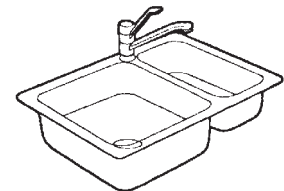
165118-01-01A Sink-Galley-Cylinder, SST



**Sink**

Stainless steel, self rimming flat rim and drain holes 2" from rear of bowl. 25" x 15-1/4".

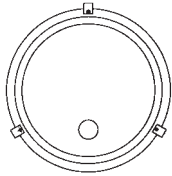
102551-01-000 17" x 25" x 6", Offset Drop.



**Sink - Lavatory**

144445-01-01A Sink-Dbl. Bowl, 25" x 18", SST  
Large bowl is 14" x 16" x 7", smaller bowl is 7-1/2" x 16" x 5"



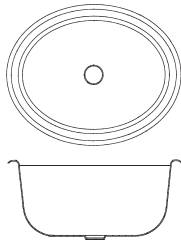


**Sink**

151677-02-01A Sink-Galley, Stainless Steel

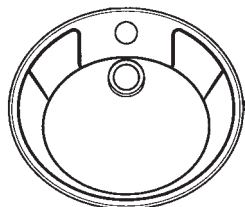
**Sink Lavatory**

156661-01-01A Sink-Lavatory Oval, 15" x 12" x 6.5", Glacier White



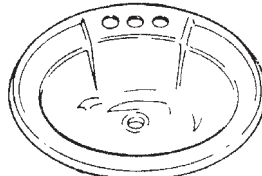
**Oval Sink 12" x 15"**

089366-03-000 Sink-Oval Plastic, Soft White  
089366-01-000 Sink-Oval Plastic, Ivory  
(A) 096927-01-700 Stopper-Rubber, 2" Long  
(B) 096927-01-701 Tailpiece-Drain, Lavatory



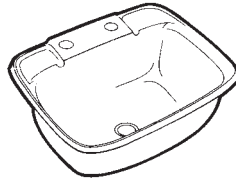
**Sink**

164615-02-01A Sink-Lavatory, Oval, 14" x 17", Brushed Nickel



**Sink**

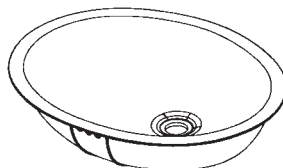
109683-01-01A Sink, Lavatory-Large Oval 17" x 20" Off White, Poly Pro



**ABS Lavy Sink**

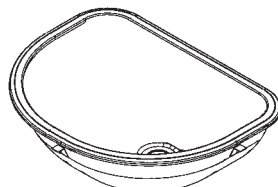
RV Lavy Sink is made of tough ABS plastic to resist scratches and stains. Comes with 2 built-in self draining soap dishes. 12-1/2" x 15" x 6". Soft White.

096927-01-02A Sink, Soft White  
(A) 096927-01-700 Stopper, Rubber 2" Long  
(B) 096927-01-701 Tailpiece-Drain-Lavatory  
105218-01-01A Sink Spacer-Plastic, Off White, 2.5" x 5.9"



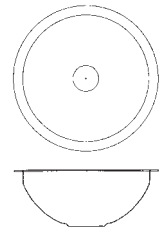
**Sink**

155318-01-01A Sink-Lavatory Oval, 19.5" x 16" x 6.1", Cream, Polyester Resin



**Sink-Lavatory**

142285-01-01A Sink-Lavatory, Glacier Wht.

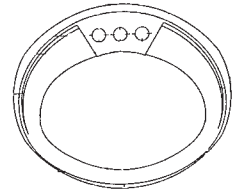


**Sink**

151679-01-01A Sink-Lavatory, Stainless Steel

**Oval Sink**

105921-01-01A Sink - Oval - Large 17" x 20" Off White, ABS Plastic  
105921-01-02A Sink-Lavatory - Large Oval 17" x 20", Wht.



**Soap/Lotion Dispenser**

Top Lifts Off For Easy Refill, 16 Oz. Refillable Bottle.

- 124236-01-000 Dispenser-Soap/Lotion, Polished Brass
- 124236-01-700 Head-Dispenser
- 124236-01-701 Pump-Dispenser
- 124236-01-702 Body-Dispenser
- 124236-01-703 Base & Gasket Dispenser
- 124236-01-704 Nut-Dispenser
- 124236-01-705 Bottle-Dispenser




**Soap/Lotion Dispenser**

- 144884-02-01A Dispenser-Soap/Lotion, Chrome
- 144884-02-03A Dispenser-Soap/Lotion, Black



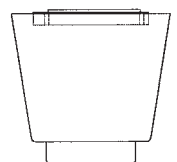
**Soap Dispenser**

149894-01-01A Dispenser-Soap, Liquid, 16 Oz. White



**Soap Dispenser**


136909-01-000 Dispenser-Soap, Liquid



**Swingspout  
Faucet**

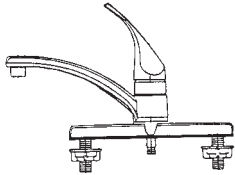
Chrome. 8" Swingspout.

- 011053-04-000 Faucet, Clear Handles
- 011053-01-700 Aerator
- 075240-05-700 Cartridge-Washerless



**Galley  
Faucet**

- 104114-02-01A Faucet, Galley Single Control, Chrome
- 104114-02-700 Cartridge-Complete



**Faucet**

- 161758-01-01A Faucet-Galley, Tall Spout-Chrome




**Faucet**

- 149164-01-01A Faucet-Galley, Sgl. Control, Chrome



**Galley  
Faucet Dual  
Control**

- 103243-01-000 Clear Acrylic Handles
- 075240-05-700 Cartridge-Washerless



**Faucet**

- 104114-05-01A Faucet-Galley, Single Control-Chrome
- 104114-05-700 Cartridge/Stem Repair Kit



**Faucet**

- 141682-01-02A Faucet-Galley w/Pullout Spout, SST
- 135027-01-705 Cartridge f/Sgl. Lever Faucet



**Faucet**

- 140117-01-01A Faucet-Galley, Dual Levers, Chrome, Clear Handles
- 140117-01-700 Cartridge-Brass



**Faucet**

- 140117-02-01A Faucet-Galley, Dual Control, Chrome



**Faucet**

- 144444-01-01A Faucet-Galley w/Pullout Spout-Chrome
- 144444-01-03A Faucet/Galley w/Pullout Spout, SST
- 135027-01-705 Cartridge f/Sgl. Lever Faucet



**Galley Faucet**

- 104114-03-01A Faucet-Galley, Single Control, Chrome, Metal Spout, Base and Handle
- 131340-02-700 Cartridge



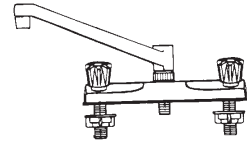
**Faucet**

- 151678-01-01A Faucet-Galley Dual Control-Chrome Plated Brass Body & Chromed Plastic Knobs
- 151678-01-700 Adapter w/Washer (2 Per Pkg.)
- 151678-01-701 Cartridge Only



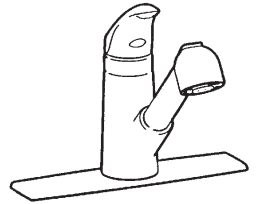
**Galley Faucet - Dual Control**

- 109799-01-01A Faucet - Galley - Dual Control, Clear Acrylic Handles, Chrome



**Galley  
Faucet**

- 123744-03-01A Faucet-Galley Single Control, Chrome w/Sprayer Head
- 135027-01-700 Clip-Retainer
- 135027-01-705 Cartridge f/Sgl. Lever Faucet



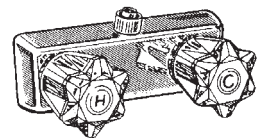
**Faucet**

- 121732-01-01A Faucet-Sink, Single Gray




**Shower  
Faucet**

- 011059-04-000 Chrome, Clear Acrylic Handles
- 075241-04-000 Brass (Gold), Clear Acrylic Handles
- 075241-05-000 Bone, Smoke Acrylic Handles
- 075240-05-700 Cartridge-Washerless



**Shower Faucet**

109801-01-01A  
Faucet - Shower  
Parchment, Smoked Acrylic Handles



**Shower Faucet**

156638-01-01A Faucet-  
Tub/Shower 4" Chrome





**Shower Faucet**

163269-01-01A  
Faucet/Shower, .5" MPT  
w/1.9" Inlet Pipes, Brt. Wht.  
163269-01-02A Faucet/Shower .5" MPT w/1.9" Inlet  
Pipes, Chrome



**Shower Tub Faucet**

075242-03-000  
Brass (Gold) w/Clear Acrylic Handles  
075240-05-700 Cartridge-Washerless



**Shower Faucet**

119677-01-01A Shower Faucet-3 Piece, Polished  
Brass, Head/Faucet/Spout (Pce. Parts Only)  
119677-01-700 Handle-Shower/Bath, Clear (Set/2)  
119677-01-701 Shower Head, 1/2"  
119677-01-702 Spout, Bath, Plastic  
119677-01-703 Diverter Kit  
119677-01-704 Stem & Bonnet  
119677-01-705 Plate-Strainer (Shower Head)  
119677-01-706 Arm-Shower Head  
119677-01-707 Button  
119677-01-708 Button-C  
119677-01-709 Button-H  
119677-01-710 Flange-Shower Head  
119677-01-711 Flange-Around Turn Handle  
128974-01-01A Valve, Shower Head,  
Brass Water Saver (On/Off) (Shown)  
119677-01-712 Aerator-Spout, Bathtub



**Shower Faucet**

131340-01-01A Faucet-w/Shower  
Head Lever, Polished Brass (Shown),  
w/o Water Saver  
131340-01-700 Button-Hot/Cold  
131340-01-701 Handle, Clear  
131340-02-01A Faucet Only w/o Shower Head/Arm  
Ext., Brass  
119677-01-701 Shower Head Only, 1/2"  
128974-01-01A Valve-Shower Head/Water Saver  
(On/Off), Brt. Brass  
131340-02-700 Cartridge



**Tub Spout**

141673-01-01A Spout-Tub, Wall Mount, Polished  
Brass, 2.55" H x 2.55" D x 5.43" L

**Shower Trim Kit**

162643-02-01A Trim Kit/Shower,  
Lever/Plate Posi-Temp, Brushed  
Nickel



**Faucet Valve**

144596-01-01A Faucet-Valve  
Shower w/Temp Limit-Stop  
Diverter Only



**Faucet Trim Kit**

144596-02-01A Faucet-Trim Kit,  
Polished Brass  
144596-02-02A Faucet-Trim Kit-  
Chrome



**Faucet Trim Kit**

144596-03-01A Faucet-Trim Kit  
w/Head & Spout, Brass  
144596-01-700 Cartridge-  
Replacement  
144596-03-02A Faucet-Trim Kit  
(Knob/Handle/Plate, Shower  
Head & Arm), Chrome



**Faucet Trim Kit**

144596-05-03A Trim Kit-Lever/Plate  
w/o Spout/Shower Head, Wrought  
Iron



**Lavatory Faucet**

115000-01-02A Faucet-Lavatory, White, Clear  
Handles (Smoke Shown)



**Lavatory Faucet**

152311-01-01A Faucet-Lavatory, Single Control,  
Chrome




**Lavatory Faucet**

165730-01-01A Faucet-Lavatory Sgl. Control-  
Chrome w/o Waste Asm. or Lift Rod



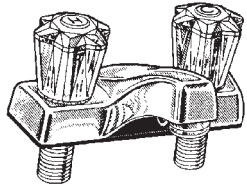
**Lavatory Faucet**

152311-02-01A Faucet-Lavatory Sgl. Control  
w/Waste, Chrome



**Faucet Valve**

149174-01-01A Valve/Water w/Drain Valve f/Lavatory, Castleby



**Lavatory Faucet**

075240-05-000 Brass, Clear Acrylic Handles  
075240-05-700 Cartridge-Washerless

**Lavatory Faucet**

151680-01-01A Faucet-Lavatory, Dual Control-Chrome/Brass  
151678-01-700 Adapter w/Washer (2 Per Pkg.)  
151680-01-700 Knob  
151680-01-701 Indicator Cap-Red  
151680-01-702 Indicator Cap-Blue



**Faucet**

155715-01-02A Faucet-Lavatory, Dual Control, Brushed Nickel



**Lavatory Faucet**

109800-01-02A Faucet, Lavatory, White, Smoke Handles




**Lavatory Faucet**

148886-01-01A Faucet-Lavatory/Dual Control, 4" Center, Chrome

**Lavatory Faucet**

155716-01-04A Faucet-Lavatory, Sgl. Control, Chrome  
155716-02-04A Faucet-Extension Kit-Chrome



**Lavatory Faucet**

128997-01-01A Faucet-Lavatory, Single Control, Polished Brass  
128997-01-02A Faucet-Lavatory, Single Control, Chrome  
131340-01-701 Handle-Acrylic



**Acrylic Replacement Handles**

701185-01-000 Clear



**Cartridge/Stem Repair Kit**

104114-05-700 Cartridge/Stem Repair Kit

**Cartridge Replacements**

135027-01-705 Cartridge f/Sgl. Lever



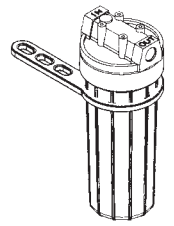


**Cartridge Replacements**

132410-01-700 Cartridge

**Water Filter**

155482-01-01A Prefilter Water System Housing/Filter Cartridge/Wrench  
155482-02-01A Filter-Water, Woven/Charcoal  
155482-03-01A Wrench-Filter, Plastic/White



**Water Purification System**

Provides premium quality water by filtering out cloudiness and micro-fine particles of dirt and dust. Activated carbon absorbs offensive tastes and odors, including chlorine. Complete system includes filter, bracket, liquid chlorine dispenser and chlorine test kit.

701069-01-000 Complete System w/o Faucet

701069-04-000 Filter-Replacement

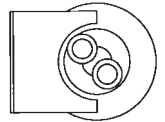
087200-01-000 Filter-Water Purif.

087200-02-000 Cartridge-Water Filter

Water purification replacement parts.

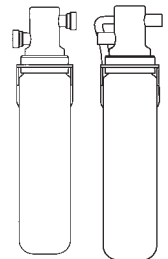
103635-01-000 Faucet (Only)

103635-01-700 Fitting Kit/Filter Hd., Faucet Kit Contains 3/8" x 3/8" x 3/8" Tee, Cones & Sleeves, 3/8" MPT x 1/4" Tube Connector w/Inserts & Sleeves.



**Water Filter**

160946-01-000 Filter, Water Purification, Sink, MDL "A"  
160946-02-000 Filter, Replacement-"USF-A"  
160946-03-000 Filter System-Water Purification w/Filter MDL "A"  
160946-04-000 Filter/Replacement Only-MDL "USF-A"





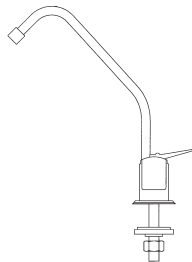


**Fitting Kit**

103635-01-700 Fitting Kit/Filter Hd./Faucet  
(Shown Above)  
701069-01-700 Diverter-Anti-Freeze

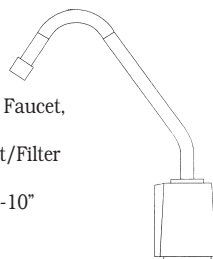
**Water Faucet**

157212-01-01A Faucet-  
Water Purifier, Nickel



**Everpure  
Faucet**

103635-01-000 Everpure Faucet,  
Chrome  
103635-01-700 Fitting Kit/Filter  
Hd./Faucet  
103635-01-703 Cartridge-10"



**SeaLand 510 Parts**

17-3/4" H x 21-1/2" D x 15-1/4" W  
085330-08-000 Toilet-China, Standard w/Spray,  
White (Piece Parts Only)  
085330-01-704 Teflon & Rubber Seal Kit  
085330-01-706 Ball (Flapper) Shaft/Cartridge  
085330-01-707 Cartridge Spring Assembly  
085330-01-709 Valve-Water  
085330-01-716 Flange-Floor, 3" MPT  
085330-01-717 Bolt Mounting Pkg.  
085330-04-701 Hand Spray w/Hose (500 & 900)  
085330-06-703 Lever-Flush  
085330-08-702 Bowl China, White  
085330-08-703 Hinge-Hardware Set, White  
085330-09-702 Cover/Pedal Kit, White  
085330-09-703 Base Kit, Bone  
085330-09-704 Pedestal Cover, White  
136729-01-702 Hand Spray w/Hose, Platinum  
(Chrome)  
085330-04-708 Bracket f/Hand Spray w/Fasteners,  
White  
136729-01-700 Seat Asm.-White



**SeaLand 510 Parts**

17-3/4" H x 21-1/2" D x 15-1/4" W  
085330-09-000 Toilet-China, Standard w/Spray,  
White (Pce. Parts Only)  
085330-01-704 Teflon & Rubber Seal Kit  
085330-01-706 Ball (Flapper) Shaft/Cartridge  
085330-01-707 Cartridge Spring Assembly  
085330-01-709 Valve-Water  
085330-01-716 Flange-Floor, 3" MPT  
085330-01-717 Bolt-Mounting Package  
085330-04-701 Hand Spray w/Hose (500 & 900),  
Wht.  
085330-06-701 Breaker-Vacuum/Diverter (900)  
085330-06-703 Lever-Flush  
085330-09-701 Bowl/China, White  
085330-09-702 Cover/Pedal Kit, White  
085330-09-703 Base Kit, Bone  
085330-09-704 Pedestal Cover, White  
085330-09-705 Hinge-Hardware Set, White  
085330-01-724 Seat & Ring (White Wood)  
136729-01-702 Hand Spray w/Hose, Platinum  
(Chrome)  
085330-04-708 Bracket f/Hand Spray w/Fasteners,  
White



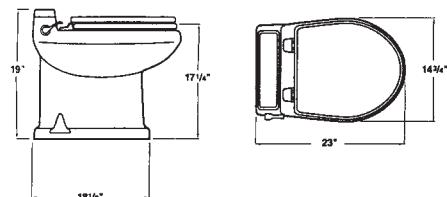
**Aqua-Magic Starlite - High  
Pce. Parts**

17-1/2" L x 14-13/16" W x 16-1/8" H  
039341-03-000 Toilet, Starlite High (Piece Parts  
Only)  
039341-02-703 Plug-Hole, Toilet - Ivory  
039341-02-705 Mounting Pkg. - w/Seal Bolt & Nut  
039341-03-701 Ring-Seat, Toilet - Parchment  
064076-01-701 Mechanism - Flush (After 3/85)  
064076-01-705 Valve-Ball Replacement Pkg.  
064076-03-702 Vacuum Breaker Pkg., White



**Aqua-Magic V - High**

147421-04-01A Toilet/Aqua Magic 5 (High)  
Handflush w/o Spray, White  
063740-01-706 Bolt Package-Floor Flange  
147421-01-700 Seat & Cover Assembly, White  
147421-01-701 Water Module Assembly  
147421-01-703 Link-Water Module  
147421-01-706 Seal-Blade  
147421-01-707 Cap (Universal Bolt), White  
147421-01-709 Nozzle Asm. & Flush Tube



**Concerto Toilet Pce. Parts**

The Concerto toilet is made of 100% Vitreous China. European styling features a flush lever and a deep bowl.

146770-01-01A Toilet-Concerto w/Spray, White  
(Pce. Parts Only)  
085330-01-716 Flange-Floor, 3" MPT  
144447-01-713 Insert-Base Ring  
144447-01-717 Floor Flange-3" Spigot  
146770-01-700 Cover/Access-White  
146770-01-701 Flush (Switch Assembly)  
146770-01-702 Flush (Shaft Handle Kit)  
146770-01-703 Seat and Lid (White)  
146770-01-704 Bowl-w/Access Cover (White)  
146770-01-705 Bowl-(Seal Kit)  
146770-01-706 Shaft (Flush Ball Kit)  
146770-01-707 Bolts-J (Incl. Nuts Washers)  
146770-01-708 Hardware (Nuts/Washers) Plastic  
146770-01-709 Base (Stool) f/Concerto  
146770-01-710 O-Ring  
146770-01-711 Adapter Kit (Floor Flange)  
146770-01-712 Cable (Flush Kit)  
146770-01-713 Pulley Kit  
146770-01-714 Bracket-Base  
146770-01-715 Spring Return Kit  
146770-01-716 Hose (Water Supply)  
146770-01-717 Water Valve Kit  
146770-01-718 Mounting Hardware (Chrome)  
146770-01-719 Flush Handle (Chrome)  
146770-01-721 Vacuum Breaker w/Hand Spray  
136729-01-702 Hand Spray w/Hose, Platinum  
(Chrome)  
085330-04-708 Bracket f/Hand Spray w/Fasteners,  
White  
085330-04-701 Hand Spray w/Hose, White  
144447-01-704 Vacuum Breaker Asm.



**Aqua-Magic - Low**

- 147421-05-01A Toilet/Aqua Magic 5 (Low) Hand Flush w/o Spray, White
- 063740-01-706 Bolt Package-Floor Flange
- 147421-01-700 Seat & Cover Assembly, White
- 147421-01-701 Water Module Assembly
- 147421-01-703 Link-Water Module
- 147421-01-706 Seal-Blade
- 147421-01-707 Cap (Universal Bolt), White
- 147421-01-709 Nozzle Asm. & Flush Tube



**Aqua-Magic Starlite - Low  
Pce. Parts**

- 17-1/2" L x 14-13/16" W x 12-3/8" H
- 064076-03-000 Toilet - Starlite, Low-White w/o Watersaver (Pce. Parts Only)
- 064076-02-000 Toilet - Starlite, Low-Ivory w/ Watersaver (Pce. Parts Only)
- 039341-02-703 Plug Hole-Toilet - Ivory
- 039341-02-705 Mounting Pkg. w/Seal
- 064076-01-701 Mechanism Flush (After 3/85)
- 064076-01-705 Valve-Ball, Replacement Pkg.
- 064076-03-701 Ring-Seat, Toilet, White
- 064076-03-702 Breaker-Vacuum, Pkg., White
- 064076-03-703 Mechanism, White
- 064076-03-704 Plug-Hole, White



**Aqua-Magic Toilet**

- 147421-06-01A Toilet-Aqua Magic 5 (High) Foot Flush w/o Spray-White

CONTINUED NEXT COLUMN

- 132389-01-708 Hand Spray Kit-Chrome Head
- 147421-01-700 Seat & Cover Assembly (Wht.)
- 147421-01-701 Water Module Assembly
- 147421-01-702 Nozzle Assembly
- 147421-01-703 Link-Water Module
- 147421-01-704 Pedal-White
- 147421-01-705 Foot Cable
- 147421-01-707 Cap (Universal Bolt), White



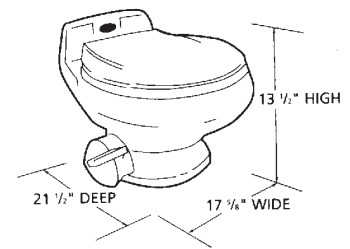
**Aqua-Magic V High**

- 17.8"L x 15"W x 18.4"H
- 147421-01-01A Toilet-AM 5, High, w/Spray, White
- 063740-01-706 Bolt Package-Floor Flange
- 132389-01-708 Hand Spray Kit (Chrome Head)
- 147421-01-700 Seat & Cover Assembly (Wht)
- 147421-01-701 Water Module Assembly
- 147421-01-703 Link-Water Module
- 147421-01-704 Pedal-White
- 147421-01-705 Foot Cable
- 147421-01-706 Seal-Blade
- 147421-01-707 Cap (Universal Bolt)-White
- 147421-01-708 Hand Spray Kit, White Head
- 147421-01-709 Nozzle Asm. & Flush Tube



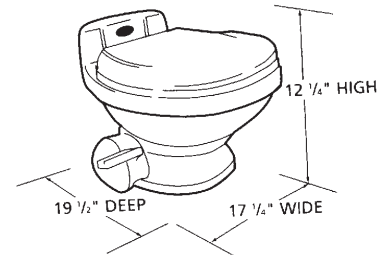
**Aqua-Magic V Low**

- 17.8"L x 15"W x 14"H
- 147421-02-01A Toilet-AM 5, Low, w/Spray, White
- 147421-03-01A Toilet-AM 5, Low, w/o Spray, White
- 063740-01-706 Bolt Package-Floor Flange
- 147421-01-700 Seat & Cover Assembly (Wht)
- 147421-01-701 Water Module Assembly
- 147421-01-703 Link-Water Module
- 147421-01-704 Pedal-White
- 147421-01-705 Foot Cable
- 147421-01-706 Seal-Blade
- 147421-01-707 Cap (Universal Bolt)-White
- 132389-01-708 Hand Spray Kit (Chrome Head)
- 147421-01-708 Hand Spray Kit, White Head
- 147421-01-709 Nozzle Asm. & Flush Tube



**Traveler 511  
Pce. Parts**

- 085330-04-000 Toilet,China, Shorty w/Spray Bone (Pce. Parts Only)
- 085330-01-704 Teflon And Rubber Seals
- 085330-01-706 Ball, Shaft And Cartridge
- 085330-01-707 Cartridge, Spring
- 085330-01-709 Valve, Water
- 085330-01-714 Seal, Flange, Floor
- 085330-01-717 Bolt Mounting Package
- 085330-01-718 Seal, Base and Mounting Hardware
- 085330-04-700 Breaker, Vacuum, For Handspray
- 085330-04-702 Lever, Flush
- 085330-01-720 Hinge, Hardware, Bone
- 085330-04-701 Hand Spray w/Hose (500 & 900), White
- 136729-01-702 Hand Spray w/Hose, Platinum (Chrome)
- 085330-04-708 Bracket f/Hand Spray w/Fasteners, White



**Model 911 w/Spray Shorty  
Pce. Parts**

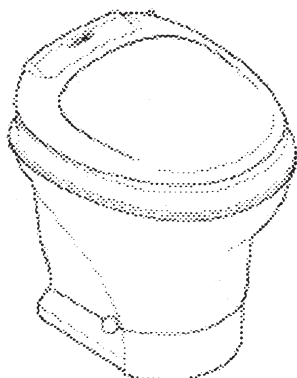
- 085330-07-000 Toilet, China, Shorty w/Spray, Bone (Pce. Parts Only)
- 085330-01-704 Kit, Teflon & Rubber Seal
- 085330-01-706 Kit, Ball Shaft & Cartridge
- 085330-01-707 Spring Cartridge Asm., Toilet
- 085330-01-709 Kit, Water Valve
- 085330-01-714 Floor Flange Seal
- 085330-01-717 Bolt Mounting Pkg.
- 085330-01-718 Base Seal & Mtg. Hdwe.
- 085330-04-702 Lever, Flush
- 085330-06-700 Seat Assembly, Bone, w/Hinge Hardware
- 085330-06-701 Valve w/Diverter
- 085330-04-701 Hand Spray w/Hose (500 & 900), Wht.
- 136729-01-702 Hand Spray w/Hose, Platinum (Chrome)
- 085330-04-708 Bracket f/Hand Spray w/Fasteners, White



**Aqua-Magic IV Low**

17-1/2" L x 14-13/16" W x 12-3/8" H

- 067487-01-000 Toilet-Aqua Magic IV, Low, Ivory (Hand Flush)
- 067487-02-000 Toilet-Aqua Magic IV, Low, Ivory (Foot Flush) (Pce. Parts Only)
- 067487-03-000 Toilet-Aqua Magic IV, Low, Soft White (Hand Flush) (Pce. Parts Only)
- 067487-04-000 Toilet- Aqua Magic IV, Low, White (Hand Flush) (Pce. Parts Only)
- 063740-01-706 Bolt Package-Floor Flange
- 063740-01-714 Valve Asm. (Valve-Ball Seal)
- 063740-01-720 Lever Kit, Water Flush, Bearing
- 063740-02-700 Seat & Cover, Parchment
- 063740-02-703 Kit-Lever/Wire Asm. (Foot Flush)
- 063740-01-721 Blade Only
- 131932-01-701 Seat/Cover Assembly, White
- 067487-03-700 Seat & Cover Asm., White
- 131932-01-700 Cover-Mechanism, White



**Aqua Magic IV  
Pce. Parts**

17-1/2" L x 14-13/16" W x 16-1/8" H

- 131932-01-01A Toilet, AM IV, High, Hand Flush, Ivory (Pce. Parts Only)
- 063740-01-706 Bolt Package-Floor Flange
- 063740-01-714 Valve Asm. (Valve-Ball Seal)
- 063740-01-720 Lever Kit, Wat-Flush-Bearing
- 063740-01-721 Blade Only
- 063740-02-700 Seat & Cover, Parchment
- 063740-01-722 Seal-Blade
- 131932-01-700 Cover-Mechanism, White
- 131932-01-701 Seat/Cover Asm., White
- 063740-01-722 Seal-Blade
- 131932-01-702 Cover-Mechanism, Parchment



**Style II Toilet**

19-1/2" H x 15-1/16" W x 20" L.

- 160815-01-01A Toilet-Style II (Tall) w/Spray-White
- 063740-01-706 Bolt Package-Floor Flange
- 132389-01-708 Hand Spray Kit-Chrome Head
- 147421-01-707 Cap (Universal Bolt) White
- 152829-01-706 Waste Ball-White
- 152829-01-707 Seal-f/Waste Ball
- 152829-01-708 Vacuum Breaker
- 152829-01-710 Flush Nozzle-White
- 160815-01-700 Seat & Cover Assembly
- 160815-01-701 Pedal-Tall, White
- 160815-01-702 Insert/Pedal Cover-White
- 160815-01-703 Water Valve
- 160815-01-704 Waste Ball Drive Arm



**Aqua-Magic IV  
Pce. Parts**

17-1/2" L x 14-13/16" W x 16-1/8" H

- 131932-02-01A Toilet, AM IV, High, Parchment (Pce. Parts Only)
- 063740-01-706 Bolt Package-Floor Flange
- 063740-01-714 Valve Asm. (Valve-Ball Seal)
- 063740-01-720 Lever Kit, Wat-Flush-Bearing
- 063740-01-721 Blade Only
- 063740-02-700 Seat & Cover, Parchment
- 063740-01-722 Seal-Blade
- 063740-02-703 Kit Lever/Wire Asm. (Foot Flush)
- 131932-02-700 Cover-Mechanism, Parchment



**Thetford Aurora Toilet  
Pce. Parts**

20-1/2" L x 17-1/4" W x 17-3/4" H

- 132389-01-01A Toilet-Aurora China, White (Pce. Parts Only)
- 132389-01-700 Seat Only, White
- 132389-01-701 Hinge Post Kit
- 132389-01-702 Upper Mechanism Kit, White
- 132389-01-703 Hinge Pins
- 132389-01-704 Cover-Seat, White
- 132389-01-705 Vacuum Breaker Package
- 132389-01-706 Flush Nozzle-Package
- 132389-01-707 Tube-Water Supply
- 132389-01-708 Hand Spray Kit (Chrome Head)
- 132389-01-709 Cover-Side Access, White
- 132389-01-710 Water Valve Package
- 132389-01-711 Lower Mechanism, White
- 132389-01-712 Closet Flange-Seal/Bolt Pkg.
- 132389-01-713 Seal-Blade
- 132389-01-715 Seal-Flange
- 132389-01-716 Seal Kit-Upper Mechanism w/Lower Flange Seal
- 147421-01-708 Hand Spray Kit, White Head

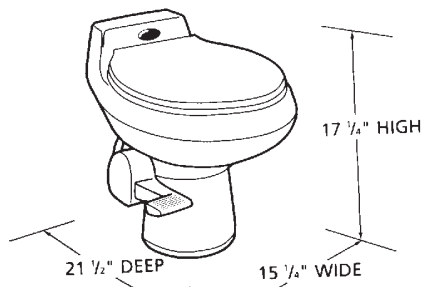


**Aqua-Magic IV - High  
Pce. Parts**

17-1/2" L x 14-13/16" W x 16-1/8" H

- 131932-02-02A Toilet-Aqua Magic IV, High-Foot Flush, White (Pce. Parts Only)
- 063740-01-722 Seal-Blade
- 063740-01-706 Bolt-Package-Floor Flange
- 063740-01-714 Valve Asm. (Valve-Ball Seal)
- 063740-01-721 Blade Only
- 063740-02-703 Kit Lever/Wire Asm., Foot Flush
- 131932-01-701 Seat/Cover Asm., White
- 131932-02-701 Cover, Mechanism, White
- 131932-02-702 Pedal Pkg., White

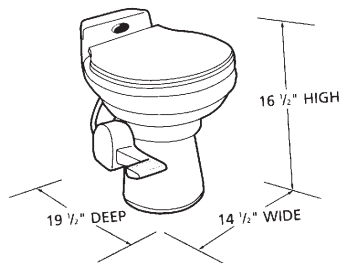




**SeaLand 510  
Pce. Parts**

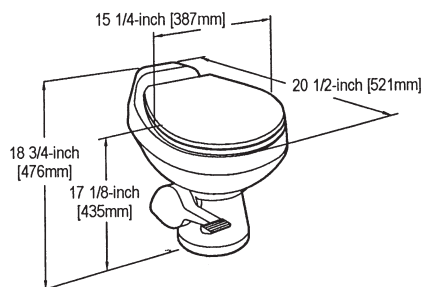
The Model 510 has a china bowl that won't stain, scratch or fade. Flushes with only one pint of water. Bone color.

- 085330-02-000 Toilet - China, Bone - 510 (Piece Parts Only)
- 085330-01-704 Kit - Teflon & Rubber Seals
- 085330-01-706 Kit - Ball Shaft & Cartridge
- 085330-01-707 Spring Cartridge Asm. - Toilet
- 085330-01-709 Kit - Water Valve
- 085330-01-714 Floor Flange Seal
- 085330-01-717 Bolt Mounting Pkg.
- 085330-01-718 Base Seal & Mounting Hardware
- 085330-04-700 Breaker-Vacuum F/Handspray
- 085330-06-703 Lever Flush
- 085330-04-701 Hand Spray w/Hose (500 & 900), Wht.
- 136729-01-702 Hand Spray w/Hose, Platinum (Chrome)
- 085330-04-708 Bracket f/Hand Spray w/Fasteners, White



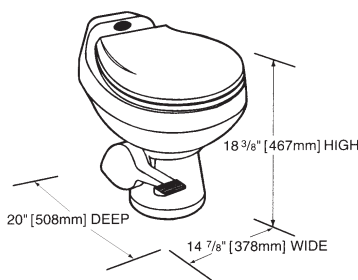
**Model 910 w/Spray**

- 085330-06-000 Toilet, China Standard w/Sprayer, Bone (Pce. Parts Only)
- 085330-01-704 Kit, Teflon & Rubber Seals
- 085330-01-706 Kit, Ball Shaft & Cartridge
- 085330-01-707 Spring Cartridge Asm., Toilet
- 085330-01-709 Kit, Water Valve
- 085330-01-714 Floor Flange Seal
- 085330-01-717 Bolt Mounting Pkg. w/Seal
- 085330-01-718 Base Seal & Mtg. Hardware
- 085330-06-700 Seat Assembly, Bone, w/Hinge Hardware
- 085330-06-701 Valve w/Diverter
- 085330-06-703 Flush Lever
- 085330-04-701 Hand Spray w/Hose (500 & 900), Wht.
- 136729-01-702 Hand Spray w/Hose, Platinum (Chrome)
- 085330-04-708 Bracket f/Hand Spray w/Fasteners, White
- 140798-01-702 Ring & Half Clamp Kit-White



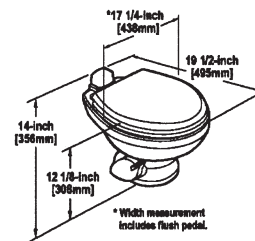
**SeaLand  
Standard Toilet w/Sprayer**

- 136729-01-01A Toilet-Standard w/Sprayer, White (Pce. Parts Only)
- 085330-01-704 Teflon & Rubber Seal Kit
- 085330-01-707 Cartridge Spring Assembly
- 085330-01-709 Valve-Water
- 085330-01-714 Seal-Flange, Floor
- 085330-01-716 Flange-Floor, 3" MPT
- 085330-01-717 Bolt-Mounting Package
- 085330-04-701 Hand Spray w/Hose (500 & 900)
- 085330-06-701 Breaker-Vacuum/Diverter (900)
- 085330-06-703 Lever-Flush
- 085330-09-702 Cover/Pedal Kit, White
- 085330-09-703 Base Kit, White
- 085330-09-704 Pedestal Cover, White
- 136729-01-700 Seat-Assembly, White
- 136729-01-702 Hand Spray w/Hose, Platinum, Chrome
- 136729-01-703 Bracket f/Hand Spray, Chrome
- 140798-01-702 Ring & Half Clamp Kit, White



**SeaLand 2010 Traveler**

- 134789-01-01A Toilet-Standard w/Sprayer, White
- 085330-01-704 Teflon & Rubber Seal Kit
- 085330-01-706 Ball (Flapper) Shaft/Cartridge
- 085330-01-707 Cartridge Spring Assembly
- 085330-01-709 Valve-Water
- 085330-01-716 Flange-Floor, 3" MPT
- 085330-01-717 Bolt-Mounting Package
- 085330-04-701 Hand Spray w/Hose (500 & 900)
- 085330-06-701 Breaker-Vacuum/Diverter (900)
- 085330-06-703 Lever-Flush
- 085330-09-702 Cover/Pedal Kit, White
- 085330-09-703 Base Kit, White
- 085330-09-704 Pedestal Cover, White
- 085330-09-705 Hinge-Hardware Set, White
- 085330-01-724 Seat & Ring, (White Wood)
- 136729-01-702 Hand Spray w/Hose, Platinum (Chrome)
- 085330-04-708 Bracket f/Hand Spray w/Fasteners, White



**SeaLand Traveler Lite Toilet**

Traveler Lite china toilets are our lightest RV toilets. The lustrous, vitreous china bowl provides all the beauty and easy cleanability of a household toilet, while the household-size seat and lid provide the same comfort. It's the perfect alternative to plastic toilets.

- 140798-01-01A Toilet-Traveler Lite, Tall
- 085330-01-716 Flange-Floor, 3" MPT
- 085330-01-717 Bolt Mounting Package
- 085330-04-701 Hand Spray w/Hose (500 & 900)
- 085330-06-701 Breaker-Vacuum/Diverter (900)
- 140798-01-700 Seat Assembly-White
- 140798-01-702 Ring & Half Clamp Kit-White
- 140798-01-705 Ball/Shaft/Cartridge Kit
- 140798-01-708 Spring Cartridge Kit
- 140798-01-709 Flush Lever
- 140798-01-710 Vacuum Breaker Kit w/o Spray
- 140798-01-711 Vacuum Breaker Cover Kit, White
- 085330-01-709 Valve-Water
- 085330-01-714 Seal-Flange, Floor
- 140798-01-712 Seal-Flange, Floor
- 085330-01-704 Teflon & Rubber
- 136729-01-702 Hand Spray w/Hose, Platinum (Chrome)
- 085330-04-708 Bracket f/Hand Spray w/Fasteners, White
- 140798-01-713 Flush Pedal Kit, White
- 140798-01-715 Floor Bolt Mtg. Kit

**Style Lite Tall**

- 152829-01-01A Toilet/Aqua-Magic Style Lite-Tall w/Spray, White
- 132389-01-708 Hand Spray Kit (Chrome Head)
- 152829-01-700 Seat/Cover Assembly, White
- 152829-01-701 Water Valve
- 152829-01-702 Waste Ball Drive Arm
- 152829-01-703 Water Valve Drive Arm
- 152829-01-704 Cable f/Pedal
- 152829-01-705 Spring/Return f/Water Valve
- 152829-01-706 Waste Ball, White
- 152829-01-707 Seal f/Waste Ball
- 152829-01-708 Vacuum Breaker
- 152829-01-709 Pedal Package, White
- 152829-01-710 Flush Nozzle, White
- 152829-01-711 Pod-White
- 152829-01-712 O-Ring f/Bowl Wrap
- 152829-01-713 Bowl Wrap, White
- 152829-03-01A Toilet/Aqua Magic Style Lite Tall w/o Spray, White
- 147421-01-707 Cap (Universal Bolt), White
- 152829-01-700 Seat/Cover Assembly, White
- 152829-01-701 Water Valve



CONTINUED NEXT PAGE



**152829 STYLE LITE TALL CONTINUED**

- 152829-01-702 Waste Ball Drive Arm
- 152829-01-703 Water Valve Drive Arm
- 152829-01-704 Cable f/Pedal
- 152829-01-705 Spring/Return f/Water Valve
- 152829-01-706 Waste Ball, White
- 152829-01-707 Seal f/Waste Ball
- 152829-01-708 Vacuum Breaker
- 152829-01-709 Pedal Package, White
- 152829-01-710 Flush Nozzle, White
- 152829-01-711 Pod, White
- 152829-01-712 O-Ring f/Bowl Wrap
- 152829-01-713 Bowl Wrap, White
- 152829-02-700 Bolt Package-Mounting, White
- 147421-01-708 Hand Spray Kit, White Head



**Aqua Magic Style Plus Tall**

- 152830-01-01A Toilet/Aqua Magic Style Plus-Tall w/o Spray, White
- 152829-01-700 Seat/Cover Assembly, White
- 152829-01-701 Water Valve
- 152829-01-702 Waste Ball Drive Arm
- 152829-01-703 Water Valve Drive Arm
- 152829-01-704 Cable f/ Pedal
- 152829-01-705 Spring/Return f/Water Valve
- 152829-01-706 Waste Ball, White
- 152829-01-707 Seal f/Waste Ball
- 152829-01-708 Vacuum Breaker
- 152830-01-700 Pedal Package, White
- 152830-01-701 Flush Nozzle, White
- 152830-01-702 O-Ring Pkg. f/Shroud
- 152830-01-703 Shroud-Tall, White

**Aria Toilet**

- 152831-01-01A Toilet/Aria Classic, High Profile, w/o Spray, White
- 152831-01-700 Seat & Cover Asm., White
- 152831-01-701 Nozzle Asm., White
- 152831-01-702 Water Valve
- 152830-01-703 Water Valve Return Spring
- 152831-01-704 Spacer Kit (1) 3/8" (2) 1/8"
- 152831-01-705 Mechanism-Aria Classic
- 152831-01-706 Seal-Blade
- 152831-01-707 Cable-High Profile
- 152831-01-708 Pedal Package, White
- 152831-01-709 Hole Plug, White
- 152831-01-710 Vacuum Breaker
- 152831-01-711 Bolt Package-Mounting
- 152831-01-712 Cap-Bolt Covers, White



**Style Lite Short Toilet**

- 152829-02-01A Toilet/Aqua Magic Style Lite-Short w/o Spray, White
- 147421-01-707 Cap (Universal Bolt), White
- 152829-01-700 Seat/Cover

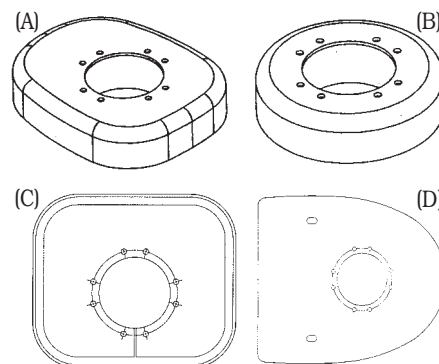
- Assembly, White
- 152829-01-701 Water Valve
- 152829-01-702 Waste Ball Drive Arm
- 152829-01-703 Water Valve Drive Arm
- 152829-01-704 Cable f/Pedal
- 152829-01-705 Spring/Return f/Water Valve
- 152829-01-706 Waste Ball, White
- 152829-01-707 Seal-f/Waste Ball
- 152829-01-708 Vacuum Breaker
- 152829-01-709 Pedal Package, White
- 152829-01-710 Flush Nozzle, White
- 152829-01-711 Pod, White
- 152829-01-712 O-Ring f/Bowl Wrap
- 152829-01-713 Bowl Wrap, White
- 152829-02-700 Bolt Package-Mounting, White

**Style Lite Tall**

- 152829-03-01A Toilet/Aqua Magic Style Lite Tall w/o Spray, White
- 147421-01-707 Cap (Universal Bolt), White
- 152829-01-700 Seat/Cover Assembly, White

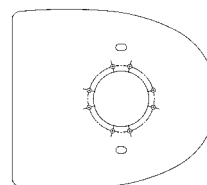


- 152829-01-701 Water Valve
- 152829-01-702 Waste Ball Drive Arm
- 152829-01-703 Water Valve Drive Arm
- 152829-01-704 Cable f/Pedal
- 152829-01-705 Spring/Return f/Water Valve
- 152829-01-706 Waste Ball, White
- 152829-01-707 Seal f/Waste Ball
- 152829-01-708 Vacuum Breaker
- 152829-01-709 Pedal Package, White
- 152829-01-710 Flush Nozzle, White
- 152829-01-711 Pod, White
- 152829-01-712 O-Ring f/Bowl Wrap
- 152829-01-713 Bowl Wrap, White
- 152829-02-700 Bolt Package-Mounting, White



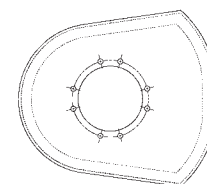
**Toilet Spacers**

- (A) 131786-02-01A Spacer-Toilet, Oval, 13.5" Dia. x 2.8"H, Soft White
- (A) 131786-03-01A Spacer-Toilet, Round, 10" Dia. x 1.25"H, Soft White
- (B) 131786-01-01A Spacer-Toilet, Round, 10" Dia. x 2.75"H, Soft White
- (C) 131786-05-01A Spacer-Toilet, Soft White, 1.25" x 12.2" x 14.2"
- (D) 131786-06-01A Spacer-Toilet, Half Oval, 18.5" x 16" x 1.25", Soft White
- (A) 131786-07-01A Spacer-Toilet, Oval, 13.5" Long x 1.25" High, Soft White



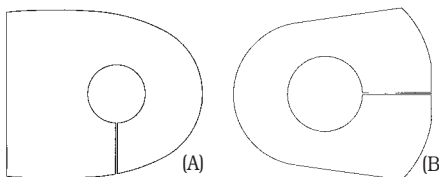
**Toilet Spacers**

- 131786-08-01A Spacer-Toilet-Half Oval 18.4" x 16" x .8", Soft White



**Toilet Spacers**

- 131786-09-01A Spacer-Toilet-Oval 15.1" x 13.5" x .8", Soft White



**Toilet Spacers**

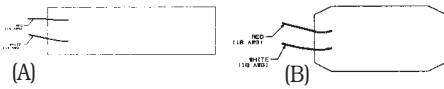
- (A) 132179-06-000 Foam Spacer, Toilet, Concerto
- (B) 132179-09-000 Spacer/Foam, Toilet

**Toilet Riser**

(NOT SHOWN)

- 132389-01-717 Riser w/Seal, 2.5"-White

**Works on ALL Sealant/Thetford EXCEPT Aria**



## Holding Tank Heater Pad

- (A) 133972-01-000 Pad-Heater, Holding Tank-40 Gallon
- (B) 133972-03-000 Pad-Heater, Elbow 1.5" dia.
- (A) 133972-04-000 Pad-Heater, Holding Tank-34 Gallon
- (B) 133972-05-000 Pad-Elbow Heating 3.0" Diameter

## GCH10A-4E Atwood Water Heater

- 145541-01-000 Water Htr-10, Gas/120/IGN, REM
- 051391-01-704 Valve-Relief, 1/2" Fitting
- 051391-01-715 Plug-Drain, 1 EA = 2 Per Package
- 051391-04-707 Kit-Exhaust, (Flue & Gasket)
- 051391-05-706 Element-Heating, 1500 Watt
- 051393-01-721 Thermostat w/Eco, 140 Frt Mt
- 051393-01-725 Electrode-Sgl Spade Connect
- 051393-01-726 Valve/Solenoid-w/o Bracket
- 145541-01-700 Tank -w/Insulation-10 Gal
- 145541-01-701 Switch-On/Off-White
- 145541-01-702 Circuit Board
- 051393-01-723 Switch-Thermal Cutout-2 Pk.
- 145541-01-704 Relay
- 145541-01-705 Junction Box (Plastic) 6 Gal
- 097967-01-000 Switch-Water Heater-Remote w/Light

## GCH6A-10E Atwood Water Heater

- 145541-02-000 Water Htr- 6, Gas/120/IGN, REM
- 051391-01-704 Valve-Relief, 1/2" Fitting
- 051391-01-715 Plug-Drain, 1 EA = 2 Per Package
- 051391-04-707 Kit-Exhaust, (Flue & Gasket)
- 051391-05-706 Element-Heating, 1500 Watt
- 051393-01-721 Thermostat w/Eco, 140 Frt Mt
- 051393-01-725 Electrode-Sgl Spade Connect
- 051393-01-726 Valve/Solenoid-w/o Bracket
- 145541-01-701 Switch-On/Off-White
- 145541-01-702 Circuit Board
- 145541-01-704 Relay
- 145541-02-700 Tank-w/Insulation-6 Gal
- 145541-02-701 Junction Box (Plastic) 6 Gal
- 097967-01-000 Switch-Water Heater-Remote w/Light
- 051393-01-723 Switch-Thermal Cutout-2 Pk.

## GEH16ET Water Heater

- 145541-03-000 Water Heater/Motor Aid/Gas/Elect. Ign. 110V./GEH16EXT-10 Gal.
- 051391-01-704 Valve-Relief, 1/2" Fitting
- 051391-01-715 Plug-Drain, 1 Ea. = 2 Per Pkg.
- 051391-04-707 Kit-Exhaust, (Flue & Gasket)
- 051391-05-706 Element-Heating, 1500 Watt
- 051393-01-723 Switch-Thermal Cutout 2 Pk.
- 051393-01-725 Electrode-Sgl. Spade Connect
- 051393-01-726 Valve/Solenoid w/o Bracket
- 145541-01-701 Switch-On/Off, White
- 145541-01-702 Circuit Board
- 145541-01-704 Relay
- 145541-01-705 Junction Box (Plastic) 10 Gal.
- 145541-03-700 Thermostat
- 145541-03-701 Mixing Valve
- 145541-03-702 Bypass Valve
- 145541-03-703 Tee
- 145541-03-704 Hose f/Mixing Valve
- 145541-03-705 Elbow
- 145541-03-706 Tank-Inner
- 097967-01-000 Switch-Water Heater, Remote w/Light



## Water Heater-4 Gallon

- 113122-01-000 Water Heater-Elec. 4 Gallon
- 051391-01-704 Valve-Relief, 1/2" Fitting
- 074034-01-700 Thermostat/Eco SW Hi-Output
- 074034-01-702 Heating Element/Gasket 110V
- 113122-01-700 Tank-Inner, EHM4-SM

## Water Heater-6 Gallon

- 074034-01-000 Water Heater-6 Gallon
- 051391-01-704 Valve-Relief, 1/2" Fitting
- 074034-01-700 Thermostat/Eco SW Hi-Output
- 074034-01-701 Thermostat
- 074034-01-702 Heating Element/Gasket 110V
- 074034-01-704 Valve-Drain, Petcock



## Atwood Water Heaters

All Atwood water heaters feature a patented "Thoughttube" combustion chamber, utilizing the pilot flame to help maintain water temperature rather than losing this heat energy into the atmosphere. All units are lightweight and compact, fitting into a 12-1/2" x 16" opening with all the controls accessible from the front for easy servicing.

## Atwood G6A-7

- 051391-01-000 Water Heater, 6 Gallon
- 097967-01-000 Switch, Water Heater-Remote w/Light, 12V
- 051391-01-700 Hinge Kit w/Clip
- 051391-01-704 Valve Relief 1/2" Fitting
- 051391-01-705 Fastener Camloc
- 051391-01-708 Burner, Main
- 051391-01-712 Thermostat
- 051391-01-715 Drain Plug
- 051391-01-717 Grille, Water Heater Door
- 051391-04-707 Kit-Exhaust, (Flue & Gasket)
- 051391-01-710 Orifice-Main Burner

*\*If hot line check valve needed, order: 110438-01-000 or 110438-02-000*

## Atwood G4-7 Pce. Parts

- 051391-02-000 Water Heater, 4 Gallon (Piece Parts Only)
- 051391-01-700 Hinge Kit w/Clip
- 051391-01-704 Valve, Relief 1/2" Fitting
- 051391-01-705 Fastener, Camloc
- 051391-04-707 Flue & Gasket f/Exhaust
- 051391-01-714 Fitting Elbow 45
- 051391-01-708 Burner, Main 3E Only
- 051391-01-712 Thermostat
- 051391-01-715 Drain Plug

## Atwood G6A-8E Pce. Parts

- 051391-03-000 Water Heater w/Electric Ignition G6A-8E Piece Parts Only For G6A (3E) (4E) (6E) (7E)
- 051391-01-700 Hinge Kit, Pin & Clip
- 051391-01-704 Valve-Relief, 1/2" Fitting
- 051391-01-705 Fastener-Camlock
- 051391-04-707 Kit-Exhaust, (Flue & Gasket)
- 051391-01-708 Burner-Main
- 051391-01-714 Fitting-Elbow 45, 3/8F x 3/8
- 051391-01-715 Plug-Drain, 1 ea. = 2 Per. Pkg.
- 051391-04-701 Thermostat 12VDC-120
- 051391-04-706 Tank-Inner, G6A-4E & 6E Frt. Mount
- 051393-01-702 Switch-Energy Cut Off
- 051393-01-721 Thermostat w/ECO
- 051393-01-723 Switch-Thermal Cut Off w/Pkg.
- 051393-01-724 Board-Circuit, Spade Terminal
- 051393-01-725 Electrode-Sgl. Spade Connect
- 051393-01-726 Valve-Solenoid, w/o Bracket
- 097967-01-000 Switch-Water Heater, Remote w/Light
- If hot line check valve needed order 110438-01-000 1/2" MPT x 1/2" FPT or 110438-02-000 1/2" MPT x 1/2" MPT

## Atwood GH6-8E

- 051393-01-000 Water Heater GH6-8E w/Motor & Pilotless Ignition
- Piece Parts Only for GH6 - (3E) (4E) (6E) (7E)
- 051391-01-700 Hinge Kit (Pin & Clip)
- 051391-01-704 Valve-Relief, 1/2" Fitting
- 051391-01-705 Fastener, Camloc
- 051391-01-714 Fitting-Elbow 45, 3/8F x 3/8
- 051391-01-715 Plug-Drain, 1 Ea = 2 Per Package
- 051391-01-717 Grille-Water Heater Door
- 051391-04-701 Thermostat 12V DC-120 Preset
- 051391-04-704 Tank-Inner (Frt-Mt)
- 051391-04-707 Kit-Exhaust, (Flue & Gasket)
- 051393-01-721 Thermostat w/Eco, 140 Frt Mt
- 051393-01-723 Switch-Thermal Cutout 2/Pk
- 051393-01-724 Board-Circuit, Spade Terminal
- 051393-01-725 Electrode-Sgl. Spade Connect
- 051393-01-726 Valve/Solenoid w/o Bracket
- 097967-01-000 Switch-Water Heater, Remote w/Light

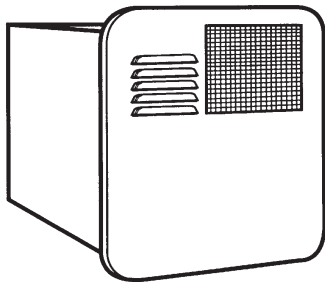
**Atwood G1110A-3C  
Pce. Parts**

- 051391-05-000 Water Heater, Motor Aid-Gas/Elec. Ign., 10 gal. (Pce. Parts Only)
- 051391-01-715 Plug-Drain, 1 ea. (2 per pkg.)
- 051391-01-717 Grille-Water Heater Door
- 051391-04-707 Kit-Exhaust (Flue & Gasket)
- 051391-05-704 Tank-Inner
- 051391-05-705 Switch-On/Off
- 051391-05-706 Element-Heating w/Gasket (1500 Watt)
- 051391-05-707 Thermostat & ECO 110 Volt
- 097967-01-000 Switch-Remote w/Light
- 051393-01-721 Thermostat w/ECO 140 Frt. Mt.
- 051393-01-723 Switch-Thermal Cutout
- 051393-01-724 Board-Circuit, Spade Terminal
- 051393-01-725 Electrode-Sgl. Spade Connect
- 051391-01-704 Valve-Relief 1/2" Fitting
- 051391-04-701 Thermostat-12V
- 051393-01-726 Solenoid Valve w/o Brkt.
- 051393-01-729 Bracket f/6 Gal. System
- 051393-01-730 Bracket f/10 Gal. System

*\*If hot line check valve needed, order: 110438-01-000 1/2" MPT x 1/2" FPT or 110438-02-000 1/2" MPT x 1/2" MPT*

**Atwood GCH6A-9E**

- 051391-07-000 Water Heater, Motor Aid-Gas/Elec. Ign., 6 Gal. (Pce. Parts Only)
- 051391-01-704 Valve-Relief, 1/2" Fitting
- 051391-01-715 Plug-Drain, 1 ea., 2 Per Pkg.
- 051391-01-717 Grille-Water Heater Door
- 051391-04-701 Thermostat-12V DC-120 Preset
- 051391-04-707 Kit-Exhaust (Flue & Gasket)
- 051391-05-706 Element-Heating, 1500 Watt
- 051391-05-707 Thermostat & ECO, 110 Volt
- 051391-07-700 Switch-On/Off, 110 Volt
- 051391-07-701 Tank-Inner
- 051393-01-721 Thermostat w/ECO, 140 Frt. Mt.
- 051393-01-723 Switch-Thermal Cutout 2/Pk.
- 051393-01-725 Electrode-Sgl. Spade Connect
- 051393-01-726 Valve-Solenoid w/o Bracket
- 097967-01-000 Switch-Remote w/Light
- 051391-01-710 Orifice, Main Burner
- 051391-03-700 Holder-Orifice
- 051391-04-703 Burner-Main/Electronic Ignition

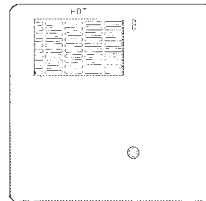



**Water Heater**

- 128994-01-000 Water Heater-10 Gallon (Pce. Parts Only)
- 128994-01-701 Module Board
- 128994-01-702 Cover-Module Board
- 128994-01-709 Electrode
- 128994-02-000 Door Asm. Water Heater
- 128994-01-725 Pipe-Drain w/Plug

**Water Heater Door**

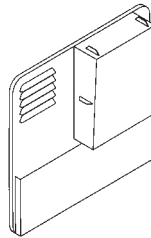
18" Wide x 14.6" tall.  
052009-08-000 Door, VW White



**Water Heater Door**

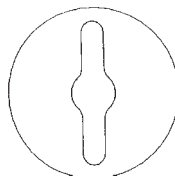
Galvanized steel.

- 125420-03-03A Door, Water Heater, Black, 18" x 17.7"
- 125420-04-03A Door, Water Heater, Black, 18" x 14.6", Grille Protrudes 2.2"
- 125420-05-03A Door, Water Heater, Black, 18" x 17.7"
- 125420-01-03A Door, Water Heater, Black, 18" x 17.7", Grille Protrudes 2.6"
- 125420-06-02A Door-Water Heater 18" x 14.6" B/W
- 125420-06-03A Door-Water Heater, 18" x 14.6", Black




**Water Heater Door**

128994-02-000 Door-Water Heater w/Frame, 10 Gal.



**Water Heater Latch Protector**

116424-01-000 Protector-Water Heater Latch



(A)



(B)



(C)



(D)

**San-T-Flush Holding Tank Flushing System**

- (A) 125697-02-000 Nozzle Weld-A-Flush
- (B) 125697-03-000 Check Valve-Flushing System
- (C) 125697-04-000 Breaker-Vacuum, Flushing System
- (D) 125697-05-000 Inlet-Water, Flushing System
- 125697-06-000 Instructions-User, Flushing (Not Shown)
- 125697-07-000 Label-Caution, Flushing System (Not Shown)



**AQUA-BOWL®  
Bathroom Cleaner**

Cleans and freshens toilets, tubs, sinks and showers. Non-abrasive, non-scrub cleaner. Ideal for plastic, fiberglass and porcelain surfaces. For RV, boat and home use. Thicker formula.

701264-01-000 Bathroom Cleaner



**Toilet Tissue**

For use in all RV and Marine permanent, recirculating and portable toilets. Specially-formulated, rapid-dissolving tissue. Helps prevent messy clogs. Flushes easily from bowl. Soft, snowy-white tissue. Biodegradable. Four rolls per package.

701178-01-000 Toilet Tissue



**Holding Tank Deodorant in Water-Soluble Packs**

Eight premeasured water soluble packs. For use in RV and boat holding tanks and portable toilets. Easy to use. Biodegradable. The ultimate in convenience - Simply drop it in.

701263-02-000 8 Pack, Holding Tank Deodorant




**Concentrated, Non-Staining, Holding Tank Deodorant**

Eliminates waste odor. Liquifies waste. Helps break down toilet tissue. Fast, effective action around the clock. Detergent additive keeps holding tank clean. 100% biodegradable. For use in all portable and recirculating heads, RV and Marine heads with waste holding tank systems.

701263-01-700 3-8 Oz. Bottles

701267-01-000 32 Oz. Bottle





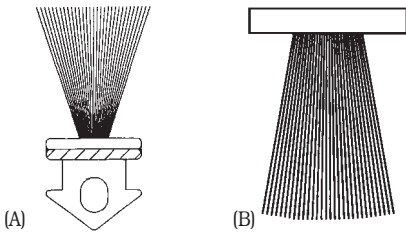
**Foam Seal**

- 154585-01-01A Seal-Foam, Tape, Adhesive Back, 3/8" x 3/8" Black
- 154585-02-01A Seal-Foam, Tape, Adhesive Back, 3/4" x 1/2" Black
- 154585-03-01A Seal-Foam, Tape, Adhesive 2-Sided, 1/8" x 3/4" Black
- 154585-04-01A Seal-Foam, Tape, Adhesive Back, 5/8" x 1/8", White



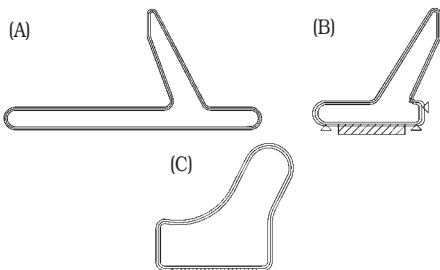
**Seal**

- 104692-01-000 Seal .75" x .75" x 25', Adhesive Back
- 104692-03-000 Seal-1"x1'-3/16"x15', Foam/Adh. Back



**Seal**

- (A) 118929-01-01A Seal-Pile, Push On
- (B) 118929-02-01A Seal-Pile, Push-On, Black



**Lazy T Sponge Seal**

Sold by the foot.

- (A) 075671-01-000 Black 1.3" Wide
- (B) 075671-04-000 Black .5" w/Adhesive
- (C) 075671-05-000 Lazy T, 1/2" w/Adhesive Strip

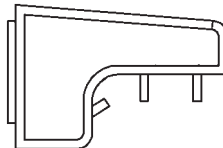
**Seal-Lazy T**

128913-01-732 Seal-Lazy T



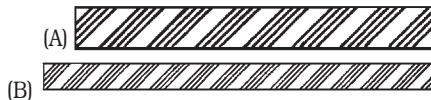
**Foam Filter**

156475-01-000 Filter/Foam-Drain Hole Cover/Seal, 60 PPI, 1/4" x 1"x 3"



**Seal**

- 163704-01-01A Seal-Hood/Door-Luggage, Blk., 51.9
- 163704-02-01A Seal-Hood/Door-Luggage, Blk., 62



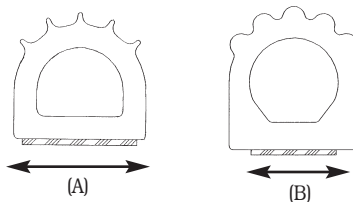
**Sponge Seal**

- (A) 098408-01-000 Seal-Sponge Rubber, Closed Cell, 1"
- (B) 098408-03-000 Seal-Sponge Rubber, Closed Cell, 1.75"

**Door Seal**

(Not Shown)

128913-01-728 Seal-Door/Corner, Mitered



**Access Door Seal**

- (A) 107721-08-000 Access Door Seal .9"W x .9"H, Black
- (B) 107721-07-000 Access Door Seal .9"W x 1.1"H, Black



**Vinyl Wrapped Molding**

1" x 96"

- 105004-01-22A Molding-Vinyl Wrap-Sierra Maple
- 105004-01-24A Molding-Vinyl Wrap, 1" x 96" Honey Cherry



**Retainer**

- (B) 086229-01-000 Retainer-.75" x 92.1"
- (C) 086229-11-000 Retainer-Offset 97.01"
- (B) 086229-14-000 Retainer-.75" x 98.4"

**Batten**

- (D) 086229-12-000 Batten 1.5" Offset x 96.8" - Modern Ivory
- (A) 086229-19-000 Batten 1" x 98.3" Ceiling-Off White
- (A) 086229-20-000 Batten 1" x 96" Ceiling-Beige Illusion

**Seal - 9 ft. Piece**

(Not Shown)

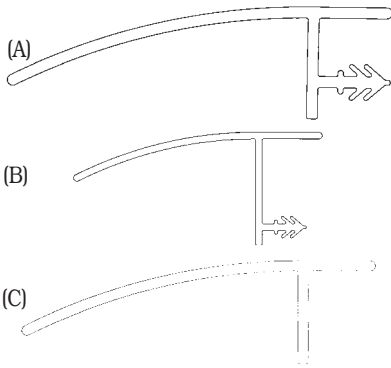
134651-01-000 Seal, 1/2" x 3/4" PSA, 1 Side



**Extrusion**

082694-04-000 Extrusion-Valance Panel, Buff, 1.9" x 12"

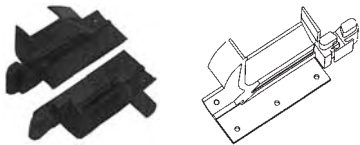
# HARDWARE



## Seal/Swipe/Slideout Floor

Barbed Stem is 13/32" From Top of Seal

- (A) 139850-01-03A Seal/Swipe f/Slideout Floor, 169.3", Gray
- (C) 139850-03-01A Seal/Swipe w/o Barb f/Slideout Floor-169.3", Gray
- (B) 139850-02-01A Seal/Swipe f/Slideout Floor-169.3" Long, Gray-Barb Stem is 13/16" From Top Of Seal.




## Corner Seal

- 143219-01-01A Seal-Corner, Slideout, RH (Shown)
- 143219-02-01A Seal-Corner, Slideout, LH Rear



## Rear Trim Molding

- Sold by the foot with adhesive strip. Vinyl.
- 091985-01-06A Sable, .66"
- 091985-01-07A Trim, Brt. White, .66"
- 091985-01-08A Soft White, .66"
- 091985-01-09A Black, .66"



## Seal

- 115075-02-000 Seal-Wipe, .25" x 2.9", Black



## Seal Wipe

- 115075-03-000 Seal-Wipe, .25" x 2.9", Black

## Sidewall Door Molding

With adhesive strip. Sold by the foot. Min. 8'.

- 093673-01-01A Off White, 1.4" Wide
- 093673-01-06A Bright White, 1.4" Wide



## Body Molding

Sold by the foot. Min. order 8'. Vinyl.

- 092301-01-01A Off White, 1.3" Wide



## Vinyl Insert

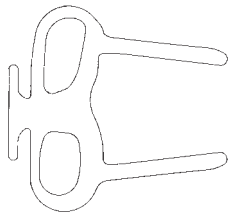
- 059352-01-000 Vinyl Insert Rail Door, Brown



## Vinyl Bulb Weather Strip

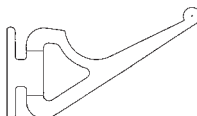
Sold by the foot. 9' minimum.

- 002703-01-000 Gray



## Slideout Seal

- 153161-01-01A Seal-Slideout, Double Wipe Lip, Black



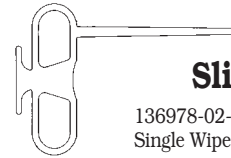
## Seal-Slideout

- 143905-01-000 Seal-Slideout, Lower, Black



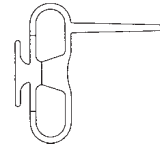
## Slideout Seal

- 131611-01-000 Seal-Slideout, Lower, Black



## Slideout Seal

- 136978-02-01A Seal-Slideout/Top, Single Wipe Lip, Black


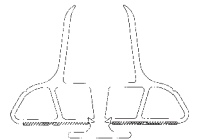


## Slideout Seal

- 136978-01-01A Seal-Slideout, Black

## Slideout Seal

- 157585-01-01A Seal-Slideout, Main, Black





## Slideout Seal

- 156480-02-01A Seal/Block, Slideout 2.6" W x 1.6" H x 1.6" D, Black

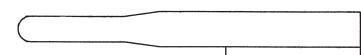
## Slideout Seal

- 115076-03-000 Seal-Slideout



## Slideout Seal

- 123012-01-000 Slideout Seal, .09"/.13" Thick x 1.3" w/Adhesive




## Slideout Seal

- 123012-02-000 Seal-Slideout, .09"/.13 Thick x 2" w/Adhesive
- 123012-03-000 Seal-Slideout, .09"x.13 Thick x 1.8" w/Adhesive



**Trim Seal**

154780-04-02A Trim-Seal, Slideout, 179.4" Almond



**Slideout Seal**

.09"/.13" Thick x 1.5" w/Adhesive

123012-04-000 Seal-Slideout, Black



**Sponge Seal**

110530-01-000 Seal, Sponge .31" x .62", Black

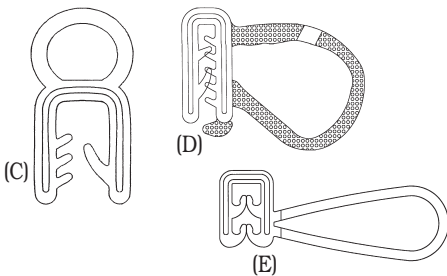
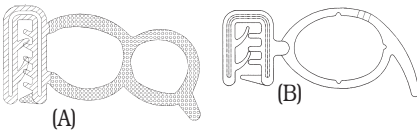


**Rubber Seal**

099069-01-000 Seal-Rubber-Closed Sponge, .5"W x .12" Thick, Black

**Bulb Seal**

165260-01-000 Seal-Bulb w/Wired U-Channel .55 Thick x 1.3"



**Bulb Seal**

- (A) 132892-04-01A Seal-Double Bulb w/Leg, Black
- (B) 132892-06-01A Seal-Bulb w/Leg, Black
- (C) 132892-07-01A Seal-Bulb, Top Clip-on, Black
- (D) 132892-08-01A Seal-Bulb, Single w/U-Channel, Black
- (E) 132892-09-01A Seal-Single Bulb, Solid, Black



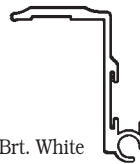
**Screen Door Seal**

100128-02-000 Seal, Screen Door Foam w/Adhesive Back, .37"W x .37" Thick



**Awning Rail**

156981-01-01A Rail-Awning, 145.4", Brt. White  
156981-04-01A Rail-Awning, 146.8", Brt. Wht.



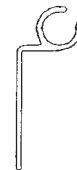
**Awning Rail**

156840-01-01A Rail-Awning, 192", Brt. White



**Awning Rail**

146503-01-02A Rail-Awning, 143.8", Black



**Awning Rail**

099583-55-002 Awning-Rail, 133.9", Off White

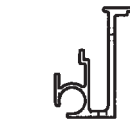


**Awning Rail w/Holes 192"**

062556-01-001 Rail Awning, Off White  
062556-05-001 Rail Awning, Mill

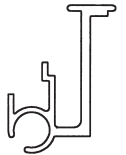
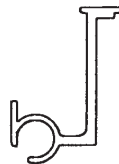
**Awning Rail**

157284-01-01A Rail-Awning, 192", Bright White



**Awning Rail**

152036-01-01A Rail, Awning 35.4", Brt. Wht.



**Awning Rail**

131483-01-01A Rail-Awning, 192", Brt./Wht.



**Trim Seal**

156417-22-01A Trim-Seal w/Mitered Ends, 177.8" B/W  
156417-22-02A Trim-Seal w/Mitered Ends, 177.8", Black



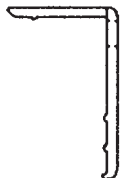
**Trim-Sidewall**

141174-11-01A Trim/Zee-Sidewall, 180.7", Black



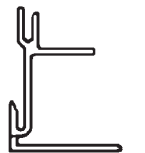
**Trim-Seal**

153113-07-02A Trim-Seal, Slideout 179.6", Almond



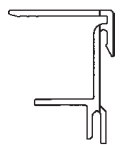
**Trim-Sidewall**

136824-40-02A Trim/Sidewall/Slideout, 181.2", Black



**Trim-Sidewall**

158013-02-02A Trim-Sidewall/Slideout, 93.3" Almond  
158013-03-02A Trim-Sidewall/Slideout, 78.8" Almond  
158013-04-02A Trim-Sidewall/Slideout, 93.3" Almond



**Trim-Sidewall**

154756-03-02A Trim/Sidewall, Top/Slideout, 162.3" Almond  
154756-04-02A Trim/Sidewall, Top/Slideout, 84.4" Almond  
154756-05-02A Trim/Sidewall Top/Slideout, 189", Almond  
154756-06-02A Trim/Sidewall Top/Slideout, 149.9", Almond

**Trim-Seal**

142233-12-02A Trim-Seal, w/Mitered Ends, 181.5", Black




**Trim-Sidewall**

156995-01-01A Trim-Sidewall, U-Channel, 1.8" x 12.6", Bright White  
 156995-01-02A Trim-Sidewall, U-Channel, 1.8" x 12.6" Black  
 156995-02-01A Trim-Sidewall, U-Channel, 1.8" x 11.1" Bright White  
 156995-02-02A Trim-Sidewall, U-Channel, 1.8" x 11.1" Black



**Cover Trim**

153115-01-02A Cover-Trim, Slideout, Inner/Top/RH, Black  
 153115-02-02A Cover-Trim, Slideout, Inner/Top, LH



**Trim/Vinyl**

126516-01-01A Trim-Vinyl, Extruded, 8'

**Trim-Seal**

139625-39-02A Trim/Seal w/Mitered Ends, 181.5", Black



**Trim-Seal**

139624-24-01A Trim/Seal, Inner/Top, 169.9" Brt. Wht.  
 139624-06-02A Trim/Seal, Inner/Top, 145.2" Almond



**Seal-Trim**

133954-45-01A Trim-Seal w/Mitered Ends 176.1" B/W



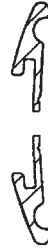
**Seal**

090329-01-000 Seal-T, Refrig. Cab.



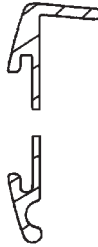
**Trim**

158152-01-01A Trim-Contour, Brt. White, 96.1"



**Trim**

158148-01-01A Trim-Contour, RH (Shown)  
 158148-02-01A Trim-Contour, LH



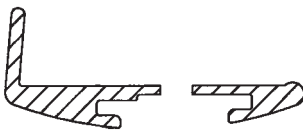
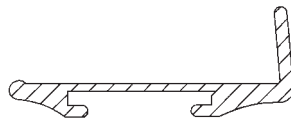
**Contour Trim**

096854-07-02A Contour Trim, Brt. White 144"



**Contour Trim**

160807-01-01A Trim-Contour, 98.7" w/o Insert, Brt. White  
 160807-02-01A Trim-Contour, 98.7" w/o Insert, Brt. White (Shown)

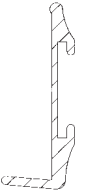


**Contour Trim**

166486-01-01A Trim-Contour, Front, Pass. B/W  
 166486-02-01A Trim-Contour, Front, Driver, Brt. Wht.

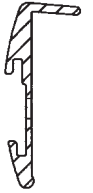
**Contour Trim**

Bright white.  
 136826-03-01A Contour Trim, 131.5"



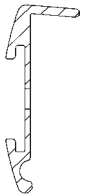
**Contour Trim**

166487-01-01A Trim-Contour, B/W



**Contour Trim**

Bright white.  
 158150-01-01A Trim-Contour, 66.8"



**Contour Trim**

(A) 166489-01-01A Trim-Contour/Pass, 60.9" B/W  
 (B) 166489-02-01A Trim-Contour/Driver, 60.9" B/W



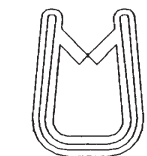
**Roof Contour Trim**

096864-01-02A Trim-Contour, Roof, Brt. White 120"



**Contour Trim**

158149-01-01A Trim-Contour, Front RH B/W (Shown)  
 158149-02-01A Trim-Contour, Front, LH B/W



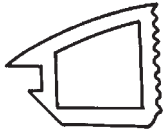
**Seal Trim**

113452-01-000 Seal/Trim Front Vinyl w/Wire Carrier .020"  
 113452-02-000 Seal/Trim Front Vinyl w/Wire Carrier .027"



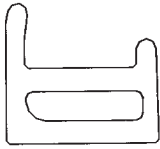
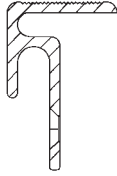
**Vinyl Weather Strip**

Sold by the foot.  
002300-01-000 Gray



**Trim-Step**

158511-01-02A Trim-Step,  
Entrance-Titanium, 29.7"




**Entrance Door Seal**

111536-03-000 Seal-Entry w/PSA Strip



**Bulb Seal**

151104-01-01A Seal-Bulb w/Wire, U-Channel, Clip,  
Black, .3" x .5"




**Bulb Seal**

128913-01-748 Seal-Solid Bulb w/Adhesive Back

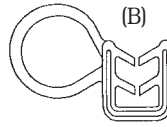
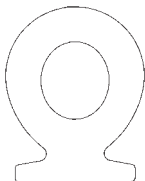
**Bulb Seal**

156386-01-01A Seal-Bulb, .4" x  
.5" w/Adhesive, Black



**Bulb Seal**

158297-01-000 Seal-Bulb, .5" x  
.7", Adhesive Back, Black



**Rubber Bulb Seal**

Sold by the foot. Black. 25' minimum.

(A) 079368-01-000 w/Sealant .37" x .57" x 20',  
Black w/Adhesive

(B) 100157-01-000 w/Sealant 1" Wide w/Wire Rigid  
U-Channel



**U-Channel**

141260-01-01A U-Channel, 1", Village Oak  
141260-01-02A U-Channel, 1", Grady Brown

**Trim Retainer**

146606-45-01A Trim/Retainer,  
192.2" Black



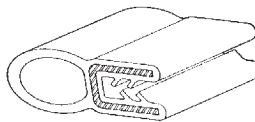
**Rubber Bulb Seal**

113451-01-000 Seal-Bulb, Pop-  
Top



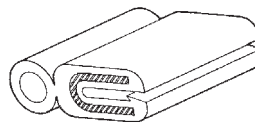
**Bulb Seal w/Wired U-Channel**

.5" Black. Sold by the foot. Rigid wire U-channel.  
088270-01-000 Bulb Seal



**Bulb Seal w/Wired U-Channel**

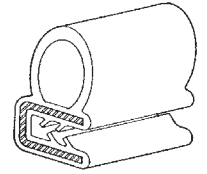
.6" Black. Sold by the foot. With rigid wire U-channel.  
102967-01-000 Bulb Seal



**Bulb Seal w/Wired U-Channel**

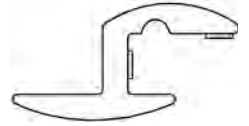
.3" x .5" Channel. Black.  
14' Minimum.

064075-07-000 Bulb Seal w/Wired U-Channel



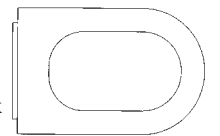
**Seal-Door Luggage**

163672-01-01A Seal-  
Door, Luggage Vertical, Black



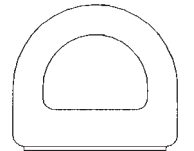
**D-Seal**

145993-01-000 Seal. D-  
Section w/Adh. Back, Black



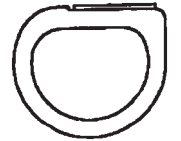
**D-Seal**

112091-01-000 Seal. D  
Neoprene, Trunk



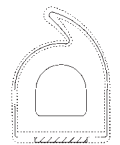
**D-Seal**

162100-01-700 Seal-"D"  
w/Holes



**D-Seal**

147291-01-000 Seal, D Section  
w/Leg, Black



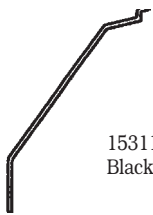
**D-Section Sponge Rubber Seal**

Sold by the foot. Black.  
099418-01-000 .44" x .44" w/Adhesive Back

**D-Seal**

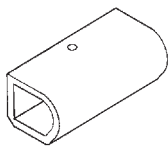
146556-01-000 Seal-D Section  
w/Leg





## Trim Retainer

153114-09-02A Trim/Retainer 192.2", Black



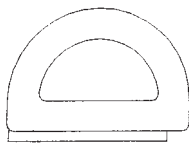
## D-Section Bulb Seal

Sponge rubber .5" x .7". Black. Sold by the foot with adhesive back.

076813-02-000 D-Section Bulb Seal

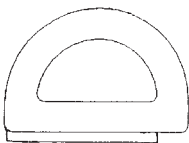
## D-Section Seal

112160-02-000 Seal, D-Section, .2" x .3", Black



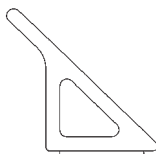
## D-Section Seal

112160-01-000 Seal D-Section, .2" x .3" Foam Rubber, Black



## D-Section Seal

149470-01-000 Seal D-Section w/Leg, Black



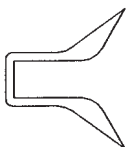
## Trim Seal

141430-01-01A Trim/Seal-Inner/RH, 73", Brt. Wht.  
 141430-02-01A Trim/Seal-Inner:LH, 73" Brt. Wht.  
 141430-03-01A Trim/Seal-Inner/Brt. Wht., 66.3"  
 141430-04-01A Trim/Seal-Inner/Brt. Wht., 66.3"  
 141430-05-01A Trim/Seal-Inner, 44.2", B/W  
 141430-06-01A Trim/Seal-Inner, 44.2", B/W  
 141430-07-01A Trim/Seal-Inner, 66.3", B/W  
 141430-08-01A Trim/Seal-Inner, 66.3", B/W  
 141430-09-02A Trim/Seal-Inner, 48.5", Almond  
 141430-10-01A Trim/Seal-Inner, 48.1", B/W  
 141430-11-02A Trim/Seal-Inner, 72.5", Almond



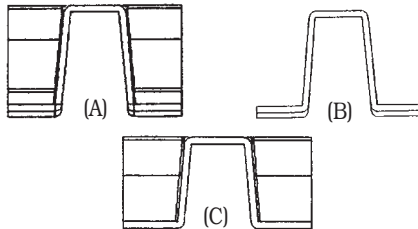
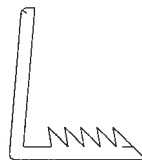
## Channel Glazing

111575-01-01A Channel Glazing Swing Door



## Rigid Channel

098788-06-000 Channel Rigid



## Channel Hat

(A) 152294-01-10A Channel-Hat, Plastic, 2.9" x 15.7" Black  
 (B) 152294-02-10A Channel-Hat, Plastic, 2.9" x 3.9", Black  
 (C) 152294-03-10A Channel-Hat, Plastic, Black, 2.9" x 3.9"



## Channel Hat

155193-01-21A Channel-Hat, Plastic, 1

Mount Tab, Storm Gray  
 155193-02-21A Channel-Hat, Plastic, 1 Mount Tab, Storm Gray

## Sealer Tape

Sold by the foot. Must buy complete roll.



069640-01-000 1/4" x 1/4" Dia. x 30', Gray or Black  
 069640-02-000 1/2" x 1/8" x 60', Gray  
 069640-03-000 1/8" x 3/4" x 60', Black  
 069640-07-000 3/32" x 2" x 45', Gray  
 069640-09-000 1/32" x 2-1/2" x 80', Brt. Wht.  
 069640-10-000 1/32" x 1-1/2" x 80', Gray  
 069640-11-000 3/16" x 3/8" x 40', Black  
 069640-13-000 3/32" x 2" x 45', Black  
 069640-14-000 1/16" x 1" x 100', Black  
 069640-15-000 1/16" x 3/8" x 100', Brt. Wht.  
 069640-17-000 1/32" x 1" x 90', Gray  
 069640-18-000 1/2" x 1/8" x 60', Bright White  
 069640-19-000 3/4" x 1/8" x 60', Brt. Wht.  
 069640-20-000 1/8" x 1/2" x 60', Black  
 069640-21-000 1/16" x 1/2" x 100', Bright White  
 069640-22-000 1/32" x 1/4" x 200', Bright White  
 069640-23-000 1/16" x 3/4" x 100', Bright White  
 069640-27-000 1/16" x 2-1/4" x 50', Bright White  
 069640-28-000 1/32" x 1-7/8" x 90', Gray  
 069640-30-000 Sealer Tape, 1/32" x 5/8" x 50', Gray  
 069640-31-000 Sealer Tape, 1/4" x 3/4" x 15', Black  
 069640-32-000 Sealer Tape, 1/16" x 3/8" x 100', Black  
 069640-33-000 3/8" Dia. x 20', Black  
 069640-34-000 1/4" Dia. x 30', Brt. Wht.  
 069640-36-000 1/16" x 1/2" x 100', Black  
 069640-37-000 1/16" x 3/4" W x 100', Black  
 069640-38-000 1/16" x 3/4" W x 100', Brt. Wht.


## Extrusion Insert

Sold by the foot.

105312-01-01A Extrusion Insert Vinyl, Off White  
 105312-01-07A Extrusion Insert Vinyl, Brt. White  
 105312-01-12A Extrusion Insert Vinyl, VW White  
 105312-01-13A Extrusion Insert Vinyl, Black

## Foam Tape

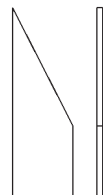
Sold by the foot. Must buy complete roll.



076322-02-000 .05" x 1"W x 108' Double Coated, Wht.  
 076322-03-000 .05 x .5" x 108', Double Coated, Wht.  
 076322-05-000 .05 x .8" x 108', Double Coated, Wht.  
 076322-22-000 .045" x .75"  
 076322-23-000 .045" x 1"  
 076322-25-000 .025" x .5"  
 076322-13-000 Tape-Foam/Double Coated, .020" x .75"W, Clear  
 076322-21-000 Tape-Foam/Double Coated, .045" THK x .50" W

## Foam Seal

157809-01-01A Seal-Foam Block/RH Side, Adhesive Back, Black (Shown)  
 157809-02-01A Seal-Foam Block/LH Side, Adhesive Back, Black



## Sealer Foam Seal - Closed Cell

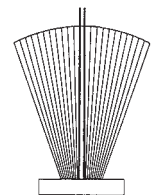
Sold by the foot. Black with adhesive.



090340-01-000 1/4" x 1/2" x 50' Minimum  
 090340-02-000 3/8" x 1/2" x 50' Minimum

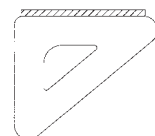
## Weather Strip

128913-01-736 Weather Strip-Screen Door



## Triangle Seal

146056-01-000 Seal, Triangle, W/PSA



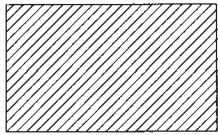
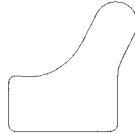


**Filter/Foam Seal**

60 PPI - 1/4" x 1" x 3"  
156475-01-000 Filter/Foam-Drain Hole Cover/Seal

**Seal**

151258-01-000 Seal-Foam/Wipe-Closed Cell



**Seal**

134867-01-000 Seal, 3/4" x 1-1/4" PSA, One Side



**Seal**

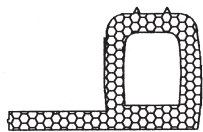
Black. Sold by the foot.

(A) 075673-04-000 Seal-Pile w/o Adhesive, Gray  
(B) 075673-05-000 Seal-Pile w/Adhesive, Black



**Engine Cover Seal**

Sold by the foot. Rubber bulb type.  
039623-01-000 Engine Cover Seal, Black



**P-Shaped Seal**

121283-01-000 Seal, P-Shape EPDM-Foam

(NOT SHOWN)

**Sealer Tape**

156622-01-01A Sealer-Tape 1/4" Thick x 3" Wide x 100 Ft.

(NOT SHOWN)

**Seal Tape**

056795-01-000 Tape/Seal 1/8" x 3/8" W - Press On



**Tape**

076322-07-000 Tape-Double Coated, .05" x .5" x 200', Black  
076322-22-000 Tape-Foam, Double Coated, .045" x .75"

(NOT SHOWN)

**Tape**

120534-01-01A Tape-Scotch 3M, Green Vinyl, 1/2" Fine Line #471

**Tape**

156015-01-01A Tape/Protection .06" x 1.25" x 3.5" w/PSA, Natural White



**Double Sided Tape**

086276-01-000 Tape-Double Sided, 1/2", 108' Long (Sold By Roll)



**Tape**

123244-02-000 Tape-Double Sided, Foam 5/64" x 1/2" Wide x 108'  
123816-01-000 Tape-Double Sided, 1" x .020" x 200', Clear  
123816-02-000 Tape-Double Sided, 1/2" x 1-1/3" x 200'  
123816-03-000 Tape-Double Sided, 1/2" x 3/4" x 200'  
123816-06-000 Tape-Double Sided, 3/4" x 3/4" x 200', Clear  
123816-01-700 Tape-Double Sided, 1" x .020" x 50', Clear  
123816-07-000 Tape-Double Sided, 1-3/4" x 200', Clear  
123816-04-000 Tape-Double Sided, 6" x .0035" x 750', Clear



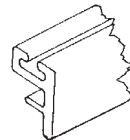

**Slider Window Seal**

Sold by the foot.

(A) 024096-02-000 Black 1/8" Glass  
(B) 041928-02-000 Black 3/16" Glass, .7" Wide

**Weather Strip**

125581-09-712 Weatherstrip/Flocked Belt/Wipe Seal f/Glass



**Glass Holder - Black**

Exterior, 29.89". For 1/8" glass.  
018025-11-000 Glass Holder, Black



**Fin Seal**

Fuzzy seal used in windows and entry doors. Sold by the foot. Gray.  
075673-05-000 w/Adhesive Back, Black, .5" High




**Channel Glazing**

099154-01-000 Channel-Glazing, Stationary Glass, .62" x .45", Black

**E-Section Sponge Rubber Seal**

Sold by the foot. Black. Used on windows.

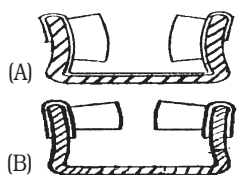
084067-03-000 10.6mm x 8.6mm



**Seal Glazing**

128913-12-700 Seal-Glazing

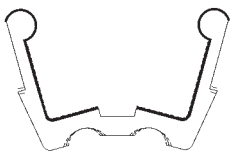




**Weather Strip Channel**

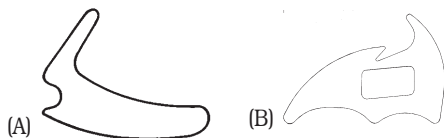
Weatherstrip with fuzz. Sold by the foot. Minimum order 25' for windows.

- (A) 002324-02-000 f/1/8" Glass, U-Channel, Black
- (B) 042077-01-000 f/3/16" Glass, U-Channel, Black



**Channel Run**

151069-01-700 Channel Run w/Slots, Sliding

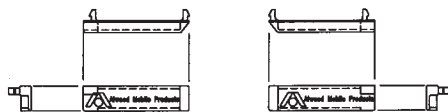


**Vinyl Glass Seal**

Sold by the foot.


**Tip Out Window Seal**

- (A) 083180-01-000 Tipout and Stationary Glass Seal, Black
- (B) 087561-01-000 Glass Seal



**Drain Cover**

151069-01-703 Cover-Drain Slot, LH  
151069-02-703 Cover-Drain Slot, RH



**Stationary Window Seal**

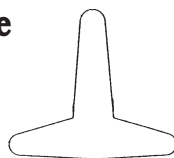
002309-02-000 1/8" Stationary Glass Seal, Black

**Latch Spring**

111564-01-000 Spring-Latch, Flat

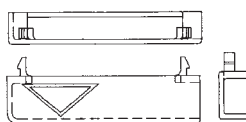
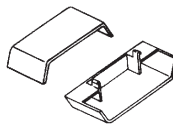
**Screen Spline**

100240-01-000 Spline-Screen, T-Shaped (Shown)  
128913-12-715 Spline-Screen



**Weep Hole Cover**

Keeps rain from blowing through weep holes in window frame. Minimum order of 10.  
023713-02-000 Black



**Weep Hole Cover**

125582-01-708 Weep Hole Cover-RH, Black (Shown)  
125582-01-709 Weep Hole Cover-LH, Black

**Screen Clip - Plastic**


081243-02-000 Black 5/32" Hole



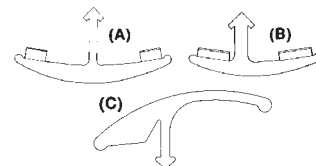
**Screen Clip**

- (A) 100168-01-000 Screen Clip
- (B) 098644-01-713 Clip, Spring Black Metal

**Weather Strip Escape Window**



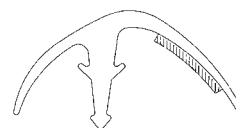
- (A) 002285-01-000 Filler (FT), Black Rubber
- (B) 002282-08-000 .125" x 165.5" Blk.
- (B) 002282-09-000 .125" x 130.5" Blk.



**Windshield Reveal Molding**

Sold by the foot with adhesive.

- (A) 083178-01-000 Black, 1.2" Wide
- (B) 083179-01-000 Black, .98" Wide
- (C) 084903-01-000 Black, .98" Wide




**Windshield Reveal Molding**

112127-02-000 Molding, Reveal-Windshield



**Window Parts**

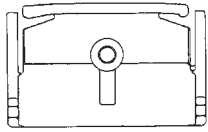
- (A) 098644-01-716 Plug, Filler
- (B) 098644-01-705 Glazing Strip
- (C) 098644-01-706 Weatherstrip-Glass
- (D) 125582-01-701 Clip-Screen-Plastic
- (E) 098644-01-719 Stop-Slider Glass
- (F) 098644-01-710 Track-Screen Spacer 12'
- (G) 098644-01-700 Latch-Repair Kit (Black)
- (H) 098644-01-708 Channel-Run Pierced



**Window Latch - Aluminum**

- (A) 023275-02-000 A=1/16", Metal
- (B) 023275-04-000 A=5/16", Metal





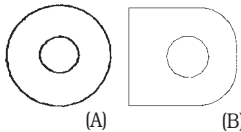
**Window Latch Kit**

047369-01-700 Latch Kit-Window w/Screw Black Plastic



**Window Latch Repair Kit**

098644-01-700 Latch-Repair Kit (Black)



**Seal For Tip Out Window**

(A) 068927-03-000 Outside Rubber Seal, Round, .80" Dia., Black  
 (B) 084473-01-000 Inside Rubber Seal, D-Shaped Seal, Flat w/Ctr. Hole & Adhesive Side, .8" x .9", Black



**Windshield Reveal Carrier**

112385-01-000 Carrier, Reveal Windshield



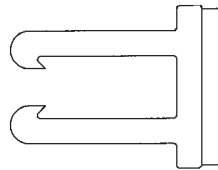
**Windshield Reveal Carrier**

111771-01-000 Carrier, Reveal, Windshield



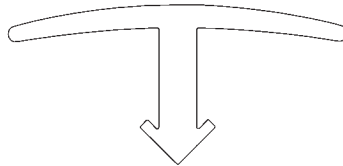
**Windshield Reveal Molding**

118586-01-000 Molding-Reveal, Windshield



**Reveal Carrier**

142036-02-000 Carrier-Reveal, Windshield 10"



**Windshield Reveal Molding**

159729-02-01A Molding-Reveal, Windshield, Black



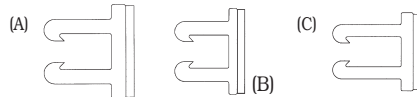
**Reveal Carrier**

110268-01-000 Carrier, Reveal, Windshield 50.4"

**Windshield Installation Kit**

(Not Shown)  
 120533-01-700 Windshield Installation Kit, Carrier/Reveal Molding/Seal

*\*Refer To Parts Bulletin for Year/Model*

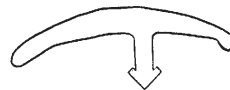


**Windshield Reveal Carrier**

(A) 117335-01-000 Windshield Reveal Carrier w/Adhesive Back, 94.6"  
 (B) 127862-01-000 Windshield Reveal Windshield 47.2"  
 (C) 132375-04-000 Windshield Carrier Reveal, 29.8"

**Windshield Reveal Molding**

Sold by the foot. 150" roll.  
 102936-01-000 Molding Reveal Windshield



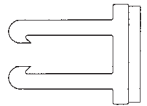
**Windshield Reveal Molding**

120533-01-000 Windshield Reveal Molding



**Windshield Carrier**

142036-02-000 Carrier/Reveal-Windshield, 10"



**Operating Mechanism**

035302-01-000 Deco w/Countersunk Screw Holes, As Shown  
 035302-02-000 Deco w/Countersunk Screw Holes, Opposite



**Window Control Extension**

090025-01-000 2" Window Control Extension



**Operator Knob**

075901-01-702 Knob-Black  
 009439-05-000 Black Roof Vent Knob, Metal

**Latch Asm.**

112795-01-700 Latch Asm., Bolt-On, Black



**Handle Dial**


100322-01-718 Handle-Dial





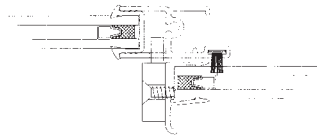
**Vertical Latch**

112898-04-703 Latch/Vertical (Sash Kit)  
(New Style No Longer Uses Springs)



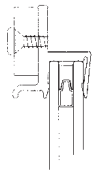
**Latch Kit**

110100-02-700 Latch Kit F/Sliding Window, Black



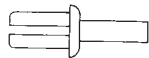
**Latch**

150648-01-700 Latch-Horizontal Slide w/o Screws, Black  
150648-01-701 Latch-Horizontal Slide w/o Screws, Red



**Latch**

150649-01-700 Latch-Vertical Slide w/o Screws, Black



**Plastic Rivet**

076778-03-000 Plastic Rivet, White

(NOT SHOWN)

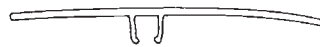
**ABS Plastic-Brt. White**

Sold by the square foot. 15' minimum. (Not Shown).  
093743-09-04A 6" Wide, White

**F-Channel Outside Corner Molding 1"**

1" x 84".

009809-30-000 Beige Illusion  
009809-31-000 Washed Maple  
009809-32-000 Portsmouth Oak  
009809-33-000 Concert Cherry  
009809-34-000 Honey Cherry  
009809-35-000 Sierra Maple  
009809-37-000 Bone



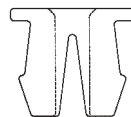
**Roof Cove Trim**

099571-01-01A Off White, 2.9" x 144" w/2 Lips  
099571-03-01A Smokey White, 2.9" x 146.2"



**Grommet**

071015-30-000 Grommet, .31"ID x .81"OD w/.12" Groove, Black



**Grommet**

139118-02-01A Grommet, Screw, Plastic



**Plug**

(A) 162136-01-01A Plug/Plastic, .9" Black  
(B) 162136-02-01A Plug/Plastic, .5" Black



**Plug**

081211-03-000 Plug-Plas., .50" Dia., Black



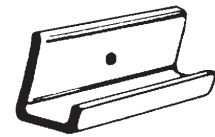
**Sidewall Trim**

159670-09-01A Trim/Sidewall, U-Channel, 1.8" x .8" x 144.1", Brt. White



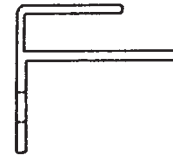
**J-Trim Molding**

96".  
096204-10-01A Trim J Molding, Off White



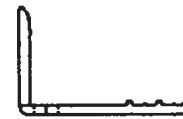
**J-Trim**

Sold by the foot. Minimum order 10'.  
085746-04-000 1.2" x .5" Angle x 10', Off White



**Carpet Trim**

151282-11-01A Trim-Carpet Edge, 83.7", Black

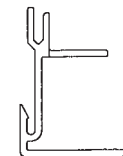
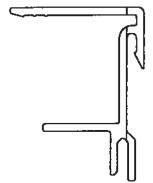


**Sidewall Trim**

154757-01-01A Trim/Sidewall-Top/Slideout, 101.7" B/W  
154757-02-01A Trim/Sidewall-Top/Slideout, 113.4" B/W

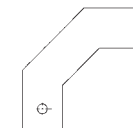
**Sidewall Trim**

154756-01-02A Trim/Sidewall-Top, Slideout, 101.6", Black  
154756-02-02A Trim/Sidewall-Top, Slideout, 113.4", Almond



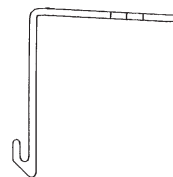
**Trim Slideout**

151760-22-02A Trim/Sidewall/Slideout, 81.1", Almond  
151760-23-02A Trim/Sidewall/Slideout, 81.1", Almond




**Trim Slideout**

156416-01-02B Trim/Key Corner, Slideout, 3.1" x 3.1"



**J-Trim**

120548-01-02A Trim-J, Backwall, 98.3", Bright White



**J-Trim**

104033-19-01A Trim-J, Backwall, RT, Brt. Wht. 101.6"  
104033-06-05A Trim-J, Backwall, LT, Brt. Wht., 95.3"

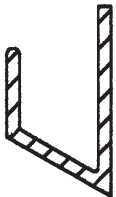


**Trim**

149704-01-01A Trim-Feature Strip/Slideout, 20", Brt. Wht.

**Trim**

149705-01-01A Trim-Feature Strip/Slideout, 43.2", Brt. Wht.



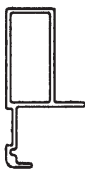
**J-Trim**

141829-01-01A Trim-J, Molding, Off/White 96"



**Seal**

152446-01-000 Seal, Slideout/Floor, Black  
152446-02-000 Seal, Floor, Slideout, w/Bulb

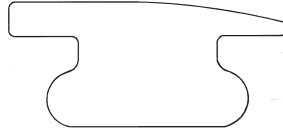


**Trim-Slideout**

141927-06-02A Trim-Seal, Inner/Top, Almond, 64.1"

**Cover Trim**

154189-01-02A Cover/Trim-Wiring 29.5" Almond



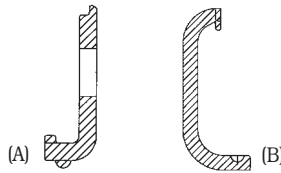
**Bar Skid**

158814-01-01A Bar/Skid, Slideout, 8'-Polyethylene (For Use w/Ceramic Tile Floors)



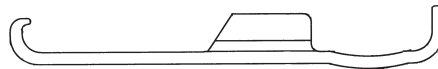
**Trim Cover**

146550-01-03A Trim Cover-Sidewall, 182", B/W



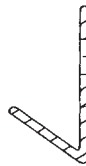
**Trim Cover**

(A) 164469-01-01A Cover/Trim-Outer Edge, 70.2" Interlocking, B/W  
(B) 164469-02-01A Cover/Trim-Outer Edge 71" Interlocking, B/W



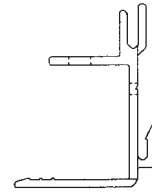
**Splice Trim**

154930-01-01A Splice-Trim/Slideout, B/W  
154930-01-02A Splice-Trim/Slideout, Black



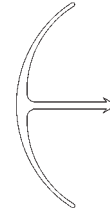
**Trim**

132519-01-01A Trim-Backwall, Vertical, Inner RH/LH, Brt. White



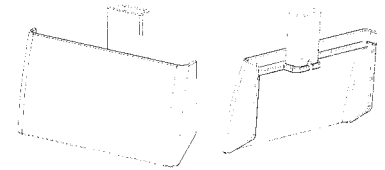
**Trim Sidewall/Slideout**

151761-10-02A Trim-Sidewall/Slideout, Top, 180.9", Almond



**Molding Corner**

156464-01-01A Molding-Corner-Radius/Plastic, 8', Honey Cherry  
156464-01-02A Molding-Corner-Radius/Plastic, 8', Washed Maple  
156464-02-02A Molding-Corner-Radius/Accent-Washed Maple, 8'  
156464-03-03A Molding-Corner, Radius/Plastic, Bone, 8'



**Cap**

148593-01-02A Cap f/Slideout Trim, Black, RH  
148593-02-02A Cap f/Slideout Trim, Black, LH  
148593-03-01A Cap f/Slideout Trim, B/W, RH  
148593-03-02A Cap f/Slideout Trim, Black, RH  
148593-04-01A Cap f/Slideout Trim, B/W, LH  
148593-04-02A Cap f/Slideout Trim, Black, LH

**Radius Corner Molding - Plastic**



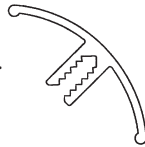
7' Section, 1-1/2" Radius.

081521-02-007 Molding Holder  
042357-28-000 Neat/Washed Maple

# HARDWARE

## Trim/Radius

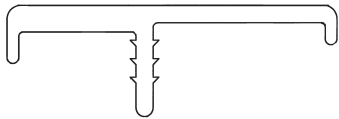
151653-10-02A Trim/Radius, Cab. Corner, 79.6" Dull Metallic  
151653-13-02A Trim/Radius-Cab. Corner, 79.8" Dull Metallic



## Gimp/Welting

Sold by the foot.

009767-12-000 Antique White  
009767-17-000 Portsmouth Oak



## T-Molding

158191-01-01A Molding, -T, w/Edge Lip, Off White



## T-Molding

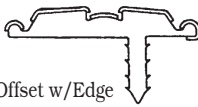
With edge lip, 3/4" face.

105709-02-000 T-Molding, 1", Beige Illusion

## T-Molding

Sold by the foot.

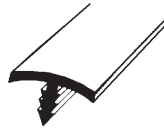
109736-02-01A T-Molding, Offset w/Edge Lip, 1" Face, Natural Oak



## T-Molding

Sold by the foot. 3/4" wide. With edge lips.

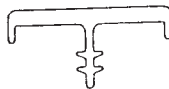
009815-08-000 Birch  
009815-10-000 Beige Illusion



## T-Molding

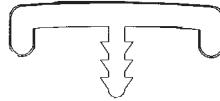
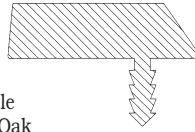
3/4" with edge lip, 7/8" face.

083620-09-000 Modern Ivory  
083620-11-000 Cherry-Cherry  
083620-12-000 Waterford Oak  
083620-13-000 Gray  
083620-15-000 Beige Illusion  
083620-19-000 Washed Maple  
083620-20-000 Portsmouth Oak  
083620-21-000 Concert Cherry  
083620-22-000 Sierra Maple  
083620-23-000 Washed Maple  
083620-24-000 Honey Cherry  
083620-25-000 Bone



## T-Molding

130247-01-01A T-Molding, Offset 1.3", Waterford Oak  
130247-01-02A Washed Maple  
130247-01-04A Portsmouth Oak  
130247-01-06A Sierra Maple  
130247-01-07A Neat/Washed Maple



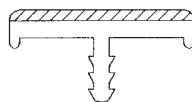
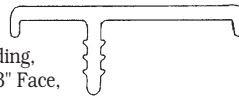
## T-Molding

10' length.

104676-02-08A T-Molding 1/2" Portsmouth Oak  
104676-02-09A T-Molding 1/2" Concert Cherry  
104676-02-12A T-Molding 1/2" Sierra Maple

## T-Molding

119520-01-01A T-Molding, Offset w/Edge Lips, 1.3" Face, Off White  
119520-02-01A T-Molding, w/Edge Lip, 1.3" Face, Off White  
119520-01-03A T-Molding, Offset w/Edge Lip, 1.3" Face, Washed Maple  
119520-01-04A T-Molding, Offset w/Edge Lip, 1.3" Face, Portsmouth Oak  
119520-01-02A T-Molding, Offset w/Edge Lip, 1.3" Face, Concert Cherry  
119520-01-05A T-Molding, Offset w/Edge Lip, 1.3" Face, Sierra Maple  
119520-03-03A T-Molding, Offset w/Edge Lip 1" Face-Washed Maple  
119520-03-06A T-Molding, Offset w/Edge Lip 1" Face, Honey Cherry



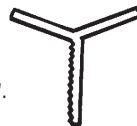
## T-Molding

113757-02-01A T-Molding, Bulb, VW Gray

## Sidewall To Roof Molding

Sold by the foot. Minimum order 12'.

078376-01-000 Off White



## Reverse Cove Molding

Sold by the foot.

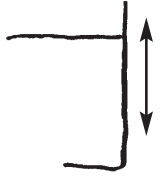
022992-11-000 Ivory  
022992-14-000 Brt. White



## Shelf Molding

1" with 1-3/8" Face 8' Lengths

103186-02-04A Cherry-Cherry  
103186-02-07A Beige Illusion  
103186-02-08A Washed Maple  
103186-02-09A Portsmouth Oak  
103186-02-10A Concert Cherry  
103186-02-11A Honey Cherry  
103186-02-12A Sierra Maple  
103186-02-13A Neat/Washed Maple



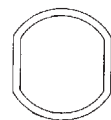
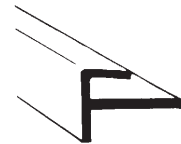
3/8" with 3/4" Face 8' Lengths

103186-01-03A Pickled Ash  
103186-01-05A Waterford Oak  
103186-01-07A Beige Illusion  
103186-01-08A Washed Maple  
103186-01-09A Portsmouth Oak  
103186-01-10A Concert Cherry  
103186-01-11A Honey Cherry  
103186-02-12A Sierra Maple  
103186-02-13A Neat/Washed Maple



## Plastic Corner Molding

009812-24-000 1/2" w/1/4" Channel x 108", Ivory  
009812-31-000 1/2" w/1/4" Channel x 84", Beige Illusion  
009812-33-000 1/2" w/1/4" Channel x 84", Washed Maple  
009812-34-000 1/2" w/1/4" Channel x 84" VW, Lt. Gray  
009812-35-000 1/2" w/1/4" Channel x 84", Portsmouth Oak  
009812-36-000 1/2" w/1/4" x 84", Concert Cherry  
009812-37-000 1/2" w/1/4" x 84", Honey Cherry  
009812-38-000 1/2" w/1/4" Channel x 84", Sierra Maple  
009812-40-000 1/2" w/1/4" Channel x 84", Bone



## Spacer

107997-51-001 Ext. Spacer .6" Deep





**U-Channel Extrusion**

Sold by the foot. Plastic.  
Minimum order 8'.

- 070504-31-000 Cherry .9" x 84"
- 070504-37-000 Waterford Oak .9" x 96"
- 070504-36-000 Waterford Oak .13" x 96"
- 070504-42-000 Beige Illusion .13" x 84"
- 070504-43-000 Beige Illusion .9" x 96"
- 070504-50-000 Washed Maple .13" x 84"
- 070504-51-000 Washed Maple .9" x 96"
- 070504-54-000 Beige Illusion .9" x 96"
- 070504-57-000 Portsmouth Oak .13" x 84"
- 070504-58-000 Portsmouth Oak .9" x 84"
- 070504-61-000 Concert Cherry .9" x 84"
- 070504-62-000 Honey Cherry .13" x 84"
- 070504-03-000 Honey Cherry .9" x 84"
- 070504-60-000 Concert Cherry .13" x 96"
- 070504-65-000 Sierra Maple .07" x 84"
- 070504-66-000 Sierra Maple .82" x 84"
- 070504-68-000 Washed Maple .82" x 84"
- 070504-69-000 Bone, .13" x 84"
- 070504-70-000 Bone, .8" x 84"



**U-Channel**

- 009778-11-000 1" U-Channel, Modern Ivory
- 009778-18-000 1" U-Channel, Cherry-Cherry
- 009778-22-000 1-1/4" U-Channel, Waterford Oak
- 009778-25-000 1" Beige Illusion
- 009778-27-000 1" Washed Maple
- 009778-31-000 1" U-Channel, Grady Brown
- 009778-32-000 1" U-Channel, Portsmouth Oak
- 009778-34-000 1" U-Channel, Concert Cherry
- 009778-35-000 1" U-Channel, Honey Cherry
- 009778-36-000 1" U-Channel, Sierra Maple
- 009778-37-000 1" U-Channel, Neat/Washed Maple
- 009778-38-000 1" U-Channel, Bone

**Edge Trim**

Sold by the foot.

115870-01-000 Trim Edge Rubber



**Striker**

- 128913-13-700 Bumper/Rubber, Entry Screen
- 128913-13-701 Screw/Bumper, Retaining
- 128913-01-727 Striker Bolt-Specially Coated f/Atwood Entry Door




**Clip**

074012-01-000 Pinch-On Fabric Clip

**Recessed Handle**



124311-01-01A Handle, Brass-Recessed



**Recessed Handle**

- 139136-01-01A Handle-Recessed, Brass (Shown) 2.9" x 1.3"/2.7" x 1" x .7" Cut Out
- 139136-02-01A Handle-Recessed, Brass 2.9" x 1.3"/2.7" x 1" x .4" Cut Out
- 139136-02-02A Handle-Recessed, Pewter 2.9" x 1.3"/2.7" x 1" x .4"
- 139136-01-02A Handle-Recessed, Pewter 2.9" x 1.3"/2.7" x 1" x .7" Cut Out



**Pull**

153308-01-01A Pull-Vanity Stool, Satin Nickel, 3"



**Pull**

131664-01-01A Pull-Lock-Black

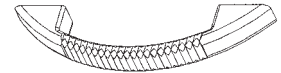


**Cabinet Pull**

162033-01-01A Pull-Cabinet Door, Brushed Nickel

**Pull**

114967-01-01A Pull-Finger



**Cabinet Pull**

- 148816-01-01A Pull-Cabinet-Door, Polished Brass
- 148816-01-02A Pull-Cabinet-Door, Satin Nickel



**Cabinet Pull**

137446-01-01A Pull-Cabinet, Chrome & Brass



**Cabinet Pull**

151372-01-01A Cabinet Door Pull, Nickel



**Cabinet Pull**

153335-02-01A Pull-Cabinet, Antique Pewter



**Cabinet Pull**

157246-01-01A Pull-Cabinet Door/Drawer, Satin Nickel

**Cabinet Pull**

157246-02-01A Knob-Cabinet Door/Drawer, Satin Nickel



**Cabinet Pull**

113202-01-000 Pull, Cabinet-Brass



# HARDWARE

## Cabinet Pull Brass

142909-01-01A Pull-Cabinet, Brass



## Cabinet Pull

152302-01-01A Pull-Cabinet Door, Satin Nickel

## Cabinet Pull Backplate

100995-01-000  
Backplate 5.7" Brass



## Cabinet Pull

152304-01-01A Pull-Cabinet Door, Bronze  
152304-01-02A Pull-Cabinet Door, Satin Nickel



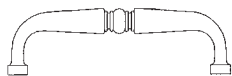
## Cabinet Pull

131962-01-01A Pull-Cabinet, Polished Brass



## Cabinet Pull

144917-01-01A Pull-Drawer, Satin Chrome



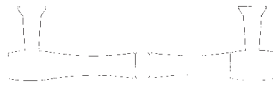
## Cabinet Pull

131963-01-01A Pull-Cabinet, Polished Brass



## Cabinet Pull

145172-01-01A Pull-Cabinet Door, Polished Brass  
145172-01-02A Pull-Cabinet Door, Chrome

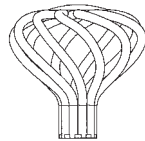
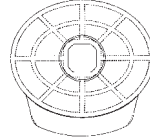


## Cabinet Pull

149090-01-02A Pull-Cabinet Door, Nickel

## Latch Pull

154825-01-01A Latch/Pull,  
Compartment Door, Black



## Door Pull

153335-01-02A Pull-Knob  
Door/Drawer, Flat Black

## Knob

162518-01-01A Knob-  
Door/Cabinet, Satin Nickel



## Drawer Knob

156579-01-01A Knob-  
Door/Drawer, Pewter

## Cabinet Knob

163095-01-01A Knob-Cabinet  
Door, Satin Nickel



## Cabinet Knob

142910-01-01A Knob, Cabinet-  
Brass

## Cabinet Knob

162033-02-01A Knob-Cabinet  
Door, Brushed Nickel



## Drawer Knob

152080-01-01A Knob-  
Door/Drawer, Nickel

## Drawer Knob

152305-01-01A Knob-  
Door/Drawer, Bronze  
152305-01-02A Knob-  
Door/Drawer, Satin Nickel



## Drawer Knob

155925-01-01A Knob-  
Door/Drawer, Satin Nickel

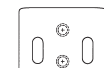
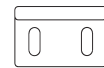
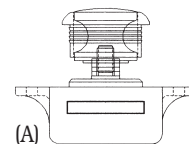
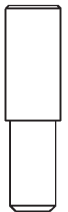


## Cabinet Knob

155803-01-01A Knob-Cabinet  
Door, Wrought Iron

## Striker Bolt

162238-01-01A Striker-Bolt, Black  
5/16-18, SST



## Latch Asm.

(A) 151380-01-01A Latch Asm.-Push Button, Silver  
(B) 151380-02-01A Strike, Cabinet Door Latch  
w/Spacer, SST  
(C) 151380-03-01A Strike, Cabinet Door Latch  
w/Spacer

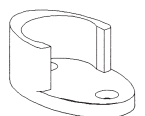
## Clothes Rod Bracket

113236-01-01A Bracket, Clothes Rod



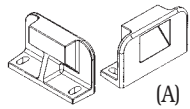
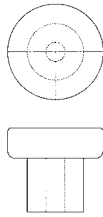
## Plastic Flange

152301-01-01A Flange-Plastic, 1"  
Clothes Rod Holder, White

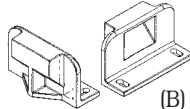


**Knob**

150109-01-01A Knob-TV, Swingout, Black



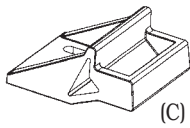
(A)



(B)

**Striker**

(A) 130053-01-01A Striker-Door Luggage, Flush, Black  
 (B) 130053-02-01A Striker-Door Luggage, Offset, Black  
 (C) 139321-01-01A Striker, Luggage Door



(C)

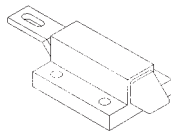
**Slide Bolt**

121947-01-01A Bolt-Slide, Latch, Steel



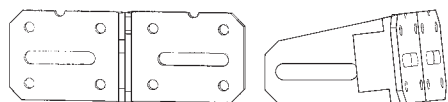
**Slide Bolt**

149741-01-01A Bolt-Slide, Latch



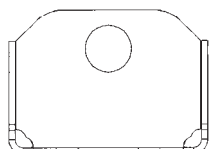
**Pocket Handle**

115994-01-01A Handle-Pocket, Black



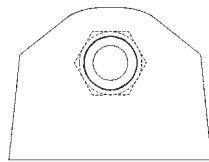
**Brace**

160724-01-02B Brace-Strike/RH  
 160724-02-02B Brace-Strike/LH



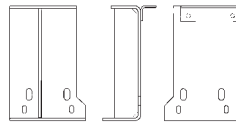
**Striker Mount**

149356-02-02B Mount Asm.-Striker Bolt



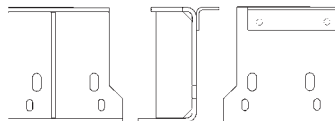
**Striker Plate**

149357-02-02B Plate Asm.-Striker Bolt



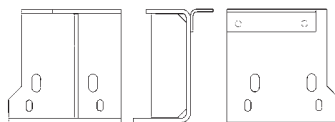
**Bracket**

137964-01-02B Bracket Asm.-Mount, Slide



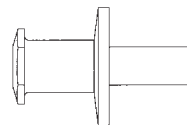
**Bracket**

137964-03-02B Bracket Asm.-Mount, Slide



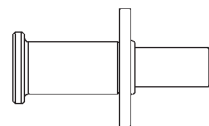
**Bracket**

137964-04-02B Bracket Asm.-Mount, Slide



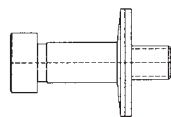
**Striker Bolt**

092927-03-000 Bolt-Striker, Round, Jamb Mounted



**Striker Bolt**

092927-20-000 Striker-Bolt

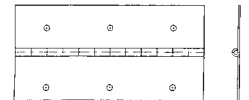


**Striker Bolt**

149358-01-01A Bolt-Striker, .375" Dia.

**Brass Hinge**

114278-02-000 Hinge-Continuous, 3"W



**Support Hinge Lock**

118933-01-01A Support Hinge Lock, Off/White

**Support Lid**

163623-01-01A Support-Lid/Flap, Adjustable Friction, Nickel



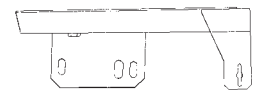
**Bracket**

163623-02-01A Bracket-Cabinet, Nickel



**Bracket**

163623-03-01A Bracket-Door, Nickel



**Support Hinge**

144367-03-02B Support Hinge, LH  
 144367-04-02B Support Hinge, RH



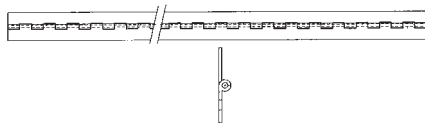
**Hinge**

114443-01-01A Hinge-Door, Cabinet  
 114443-02-01A Hinge-Cabinet Door w/o Clip, Silver  
 114443-03-01A Clip-Hinge/Cabinet Door, Silver



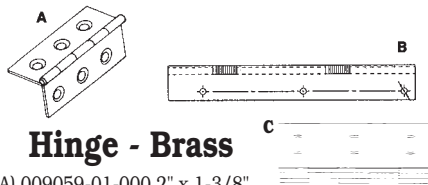
**Hinge**

155189-01-02A Hinge, Continuous, 1.5" x 72.4", Black



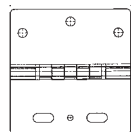
**Hinge**

009065-01-000 Hinge-Continuous, 1-1/2" x 96"  
009065-03-000 Hinge, Continuous, 2" x 72.5"



**Hinge - Brass**

(A) 009059-01-000 2" x 1-3/8"  
009059-02-000 2" x 2-5/8"  
009059-03-000 2" x 1-3/4" Brass  
102920-01-02A Hinge, Spring Loaded, Nickel  
110496-01-02A Hinge, Nickel 2" x 32"  
110496-05-02A Hinge, Nickel, 2" x 11.5"  
(C) 009059-04-000 Hinge 2"-Zinc  
(B) 110496-06-02A Hinge, Nickel, 2" x 9.5"

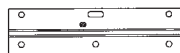


**Hinge**

106719-02-05A Hinge-Storage Door,  
3.6" x 3.8", Brt. Wht.

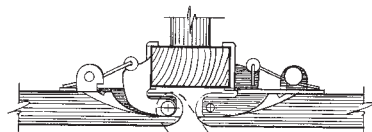
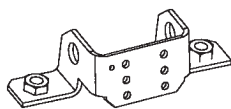
**Hinge**

139793-08-01A Hinge-Valance  
Door, Center



**Bracket**

153200-03-02B Bracket-  
Hinge/Door, RH  
153200-04-02B Bracket-  
Hinge/Door, RH

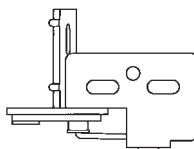


**Hinge**

144488-01-02A Hinge, Cabinet, Nickel  
144488-01-01A Hinge-Cabinet-Concealed-Antique  
Brass

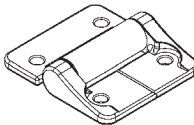
**Hinge**

166474-01-01A Hinge-  
Cabinet, Antique Brass  
166474-01-02A Hinge-  
Cabinet, Chrome



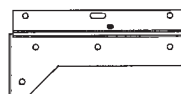
**Hinge**

153191-01-01A Hinge Asm.  
Friction, Black



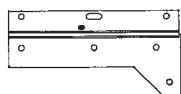
**Hinge**

139793-07-01A Hinge-Valance  
Door, LH w/o Ball Stud



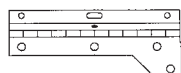
**Hinge**

139793-06-01A Hinge-Valance  
Door, RH w/o Ball Stud



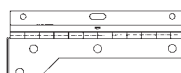
**Hinge**

139793-05-01A Hinge-Valance  
Door, LH w/o Ball Stud



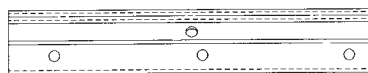
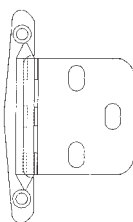
**Hinge**

139793-04-01A Hinge-Valance  
Door, w/o Ball Stud



**Hinge**

146553-01-01A Hinge-Burnished  
Brass  
146553-01-03A Hinge-Satin Nickel



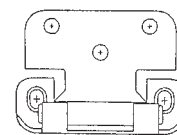
**Hinge**

121677-01-01A Hinge, Sgl. Pivot, SS



**Hinge**

137228-04-02B Hinge-Piano, Compartment Door,  
27"



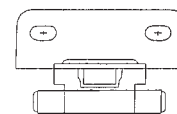
**Hinge**

113676-01-01A Hinge-Overlay Variable Burnished  
Brass



**Hinge**

158921-01-12B Hinge-Piano Trunk Door 2" x 21.9"



**Hinge**

113677-01-01A Hinge-Overlay, 1/4" Burnished  
Brass



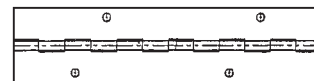
**Hinge**

113461-01-08B Hinge-Entry Door, Lower, VW,  
White



**Piano Hinge**

142276-01-01A Hinge, Piano-Full Wrap, Brass



**Piano Hinge**

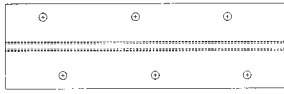
041389-25-000 Hinge, Piano 1-1/2" x 55",  
Unpainted  
041389-19-000 Hinge, Piano 1-1/2" x 71.9",  
Unpainted



**Hinge**

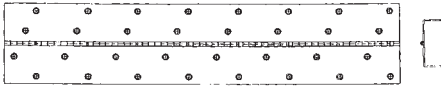
19" x 19".  
129753-01-01A Hinge, Spring Loaded, Black Zinc






**Piano Hinge**

153306-01-01A Hinge-Piano, 1-1/2" x 5", Unpainted



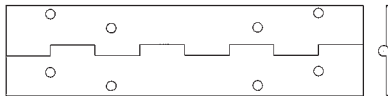
**Brass Piano Hinge**

135538-03-02A Hinge, Piano, Full Wrap, 15.7" Chrome



**Hinge**

151229-06-01A Hinge-Continuous, 1.5" x 72.4", Brt. Wht.  
151229-06-02A Hinge-Continuous, 1.5" x 72.4", Black

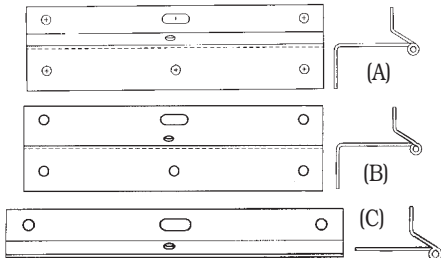



**Hinge**

158982-01-01A Hinge-Continuous, 2" x 8", Zinc  
158982-01-04B Hinge-Continuous, 2" x 8", Black

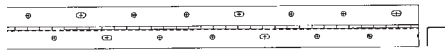
**Hinge**

111535-01-000 Hinge, Folding Table



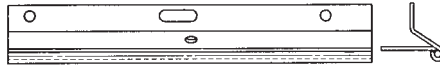
**Hinge**

(A) 131790-01-01A Hinge, Single Pivot  
(A) 131790-02-01A Hinge, Single Pivot  
(B) 131790-03-01A Hinge, Single Pivot  
(C) 131790-05-01A Hinge, Single Pivot



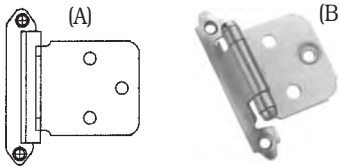
**Hinge**

134099-01-01A Hinge-Piano Wraparound 15.7", Brass Plated (Shown)  
134099-01-02A Hinge-Piano Wraparound, 15.7", Nickel Plated



**Hinge**

129116-01-01A Hinge-Single, Pivot

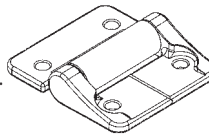


**Self Closing Hinge**

(A) 143468-01-01A Hinge-Self Closing, Burnished Brass  
(A) 143468-01-02A Hinge-Self Closing, Polished Brass  
(B) 143468-02-03A Hinge-Self Closing, Satin Nickel  
(B) 143468-02-02A Hinge-Self Closing, Polished Brass  
(B) 143468-02-04A Hinge-Self Closing, Oil Rubbed Bronze  
(B) 143468-02-05A Hinge-Self Closing, Rustic Brass

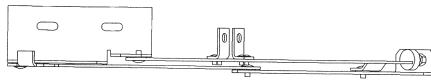
**Hinge**

153191-01-01A Hinge-Asm. Friction, 16 in.-lbs., Black




**Surface Mount Hinge**

135710-01-01A Hinge-Concealed, Surface Mount-Bronze



**Hinge**

146226-01-01A Hinge/Door-Rear, RH-Black  
146226-02-01A Hinge/Door-Rear, LH-Black

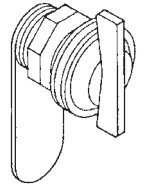


**Hinge Double Acting Cabinet Doors**

041434-01-000 Hinge Double Acting Cabinet Doors

**Twist Lock Brass**

100710-01-01A Twist Lock, Brass (Glass Door)



**Catch**

129491-01-000 Catch-Snap Hook, 1"



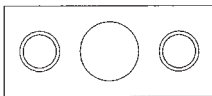
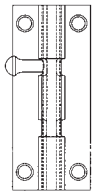
**Latch**

153353-01-01A Latch-Sliding, Flush, Black



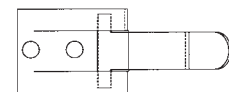
**Barrel Latch**

151226-01-01A Latch-Barrel, Bolt, Brass



**Strike Plate**

151226-02-01A Plate-Strike, Brass



**Latch**

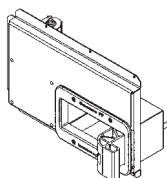
153718-01-01A Latch-Hold Down Panel, SST

# HARDWARE



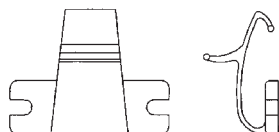
## Latch Asm. Cabinet Door

048149-01-000 Latch Asm. Cabinet Door 1.59 Stem



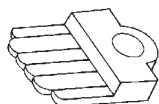
## Latch

153651-04-01A Lock/Latch Travel/Slideout w/Motor LH or RH, Blk.




## Medicine Cabinet Latch

113374-01-01A Latch, Medicine Cabinet



## Mirror Mounts

009089-01-000 Clip




## Utility Tray

(A) 108126-01-000 Hinge for Tray (2 Per Set)  
 (B) 108128-01-01A Tray 6' Section Cut to Fit  
 (C) 108127-01-01A End Cap for Tray



## Dinette Pipe Cap

143730-01-000 Dinette Pipe Cap, w/Strap



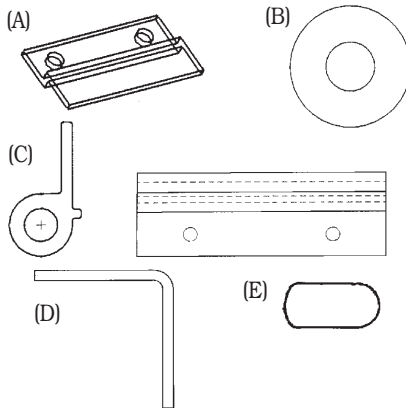
## Slide Latch

103256-01-000 Latch Slide (Screws not included)

## Bracket

(Not Shown)

154328-02-02B Bracket-Adjustment/LH

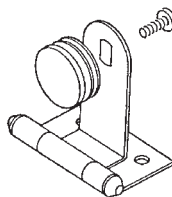


## Overhead Glass Door Accessories

(A) 101272-01-000 Catch, Glass Door Overhead  
 (B) 100707-01-000 Spacer  
 (C) 108486-01-01A Bracket  
 (D) 108487-02-01A Prop Rod  
 (E) 039984-01-000 Cap, Vinyl-Black

## Hinge For Glass Door

100711-01-01A Glass Door Hinge

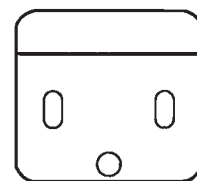


## Mirror Mount Brown Plastic

083204-03-000 5/16" Tip

## Bracket/Clip

163936-01-02B  
 Bracket/Clip, Door



## Bracket

(Not Shown)

152738-01-02B Bracket-Adjustment/RH  
 152738-02-02B Bracket-Adjustment/LH  
 153317-03-02B Bracket-Adjustment/RH  
 153317-04-02B Bracket-Adjustment/LH

## Brackets

162496-01-01A Bracket/Blind  
 Left Side When Facing Window, Clear  
 162496-02-01A Bracket/Blind  
 Right Side When Facing Window, Clear



## Knob Handle

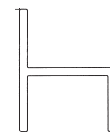
097564-03-000 Handle-Knob, Tan  
 097564-06-000 Handle-Knob,  
 Alabaster  
 000G68-06-12B Screw

Also order screw if original was riveted.



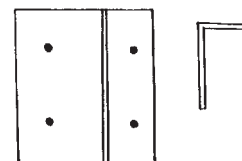
## Valance Catch

153968-01-01A Catch-Valance, H-  
 Shaped 1.3" x 1.9" x 1.5" Channel,  
 Black



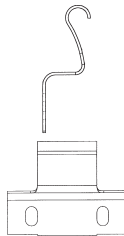
## Valance Mounting Brace

083125-07-000 Valance Mounting Brace, Metal, 2.5"  
 (Used to support dinette pads & curtain legs)



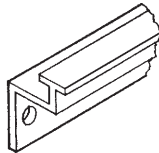
**Clip/Mounting  
Valance**

073050-03-000 Clip/Mounting-  
Valance Panel  
073050-04-000 Clip/Mounting-  
Valance Panel



**Curtain Track-  
Off White**

105450-14-01A Curtain Track,  
O/W, 90"



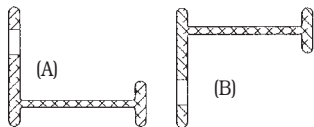
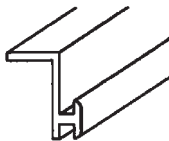
**Curtain Track**

Sold by the foot. Minimum order 6'.  
089335-01-000 Track Brown Plastic,  
Sold by the foot



**Curtain Track**

101032-02-000 Track-  
Curtain, Upper, Wht.

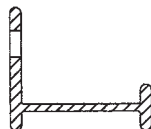


**Curtain Track**

(B) 126456-04-05A Track-Curtain, LH, Riverstone  
(A) 126456-03-05A Track-Curtain, RH, Riverstone  
(A) 126456-07-06A Track-Wraparound, Driver, Blk.  
(B) 126456-08-06A Track-Wraparound Pass. Blk.

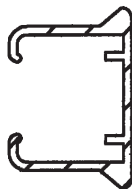
**Curtain Track**

118896-05-04A Track-Curtain,  
RH Glacier



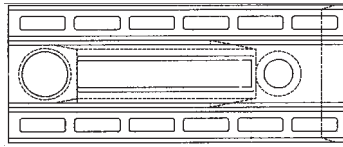
**Curtain Track  
With Bracket/  
Carrier/Pulley**

138460-07-02A Track-Curtain,  
White-Pass.  
138460-08-02A Track-Curtain,  
White-Driver  
138460-02-02A Track-Curtain, LH w/Bracket  
Carrier/Pulley  
138460-07-03A Track-Curtain, Pass., Riverstone  
138460-07-04A Track-Curtain, Pass., Cashmere  
138460-08-03A Track-Curtain, Driver, Riverstone  
138460-08-04A Track-Curtain, Driver, Cashmere



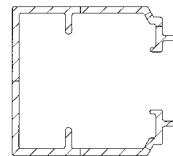
**Door Track  
Strike/Block**

145815-01-000 Strike/Block-  
Flat Style f/Slide Door, 3" x  
1.2", Black



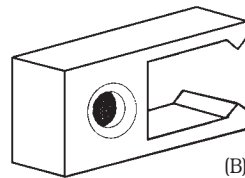
**Door Strike Block**

150983-01-01A Strike/Block, Wedge Style f/Slide  
Door, 3" x 1.2", Black



**Door Track**

145608-22-01A Track-Door, O/W 89.6"

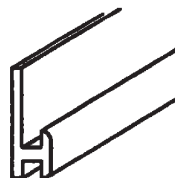


**Wall Track**

(A) 156172-01-01A Track-Wall, 75", Bone  
(A) 156172-02-01A Track-Wall, 32" Bone  
(A) 156172-03-01A Track-Wall, 20", Bone  
(B) 156172-04-01A End Cap, Wall Track, Clear

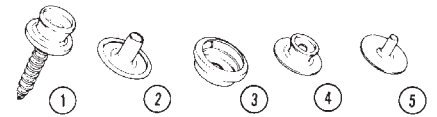
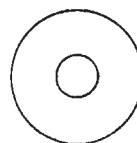
**Wall Track -  
White**

101033-03-000 Track-Wall,  
54"  
101033-09-000 Track-Wall,  
32"



**Washer**

044533-01-000 Washer-  
Upholstery-Plas. 1-3/8" O.D.



#2 and #3 work together with the button kit.  
#4 and #5 work together with the eyelet kit.  
Minimum order of 25 on all.

**Socket Screw**

(1) 029130-03-000 #8 - 16 x 1"  
(1) 029130-01-000 Screw -Snapstud #8-16 x 5/8"

**Cap**

(2) 029155-01-000 5/32" O.D. of Pin  
(2) 029155-02-000 7/64" O.D. of Pin

**Socket**

(3) 029156-01-000 9/16" O.D.  
(3) 029156-02-000 27/64" O.D.

**Stud**


(4) 029092-01-000 31/64" O.D., Nickel Finish  
(4) 029092-02-000 9/16" O.D., Nickel Finish

**Eyelet/Post**

(5) 029093-01-000 Eyelet-Snap, Nickel

**Grommet Time  
Saver**

Easily mounted on 10" pliers. No pre-  
punching, punches hole and clinches  
at the same time. Sets with one  
squeeze of the pliers. Pliers not  
included.



701763-01-000 Button Kit  
701763-02-000 Eyelet Kit

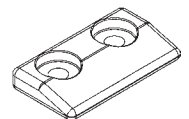


**Pull - Mirror Square**

(A) 102327-01-01A Mirror Pull, Square w/Adhesive  
Back  
(B) 125221-01-01A Mirror Pull- w/ Round Handle  
w/Adhesive Back 1-1/2" dia.

**Door Support**

159484-01-01A Support-  
Door/Storage B/W

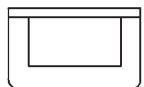


# HARDWARE



## Door Support

074493-02-000 Support-Door, 32#, 6.3"



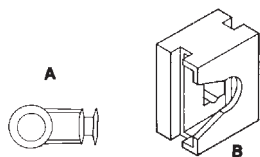
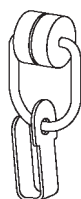
## Latch Support

162001-01-02B  
Support-Latch/Door



## Carrier

164129-01-000 Carrier-Wheeled  
w/Hook, Front Wrap Curtain



## Snap Swivel

(A) 081381-01-000 Swivel  
(B) 077046-01-701 Swivel Carrier

## Guide & Hook

139479-01-700 Guide & Hook



## L Rod Curtain Carriers



Positive action trolley guide on 1" rail.

(A) 009701-01-000 L Rod Curtain Carrier  
(B) 093487-91-000 Roller/Clip

## L Rod End Stop


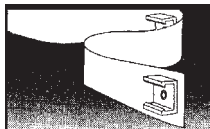
009702-01-000 L Rod End Stop



## Glide-Tape

4.25" spacing, 50  
yds./roll.

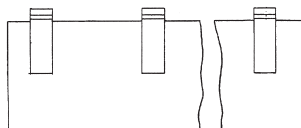
101031-01-000 Glide Tape



## Spacing Snap Tape

4.25" Snap Spacing.

077047-01-000 Snap Tape Curtain  
029156-02-000 Socket-Snap 27/64" O.D.



## Plastic Tape Clear w/Guides

056115-01-000 Tape-Plastic, Clear w/Guides, 3"  
Spaced Tabs



## Blind Wand


093487-90-000 30" Wand, Front Wraparound

## Blind Wand w/Metal End Clip



093475-01-700 8" Blind Wand w/Metal End Clip  
(Shown)

093487-93-700 Wand-20", White  
111861-01-700 Wand-Blind, 8" w/Plastic Hook



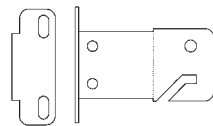
## Shade Pull - Brass

106544-01-000 Brass Shade Pull  
106544-01-001 Brass Screw  
106544-02-000 Nickel Shade Pull

## Roller Shade Bracket

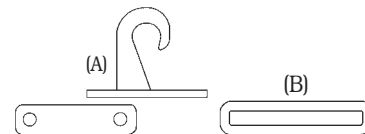
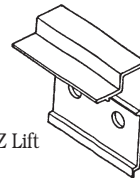
1-3/8".

084434-01-000 Roller Shade Bracket, Metal



## Blind Bracket E-Z Lift Pleated Blind

097565-01-000 Blind Bracket, E-Z Lift

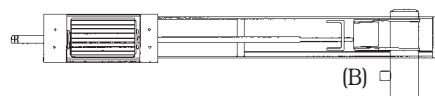
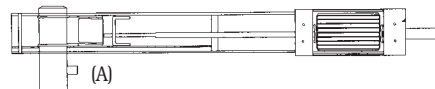


## Hold Down Bracket

(A) 109441-01-000 Hold Down Blind (Clear), Large  
(B) 109441-02-000 Hold Down Spacer

## Bracket

159811-01-01A Bracket-Bunk Lift,  
Almond



## Bracket

(A) 148751-01-000 Bracket-Right (Adjustable)  
w/Roller  
(B) 148751-02-000 Bracket-Left (Adjustable)  
w/Roller



**Cable**

(Not Shown)

- 155143-01-01A Cable-w/Dual Cable Adapter, 19.7", Black
- 155143-02-01A Cable-w/Paddle 86.5", Black
- 155143-03-01A Cable-w/Ends, 6.8", Black



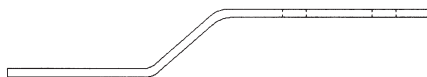
**E-Z Lift Mounting Bracket**

097565-02-000 Bracket, Mounting, E-Z Lift, .5"



**Pedestal Clip-Cable**

- (A) 108049-02-000 Cable-Pedestal Clip
- (B) 108049-03-000 Cable w/Switch, 25.5" Sheath, 28.5" Cable w/ "Z" end
- (C) 108049-04-000 Cable w/Mini-Lever Action Switch, 28" Sheath, 30" Cable



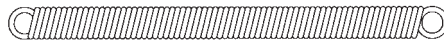
**Dinette Cushion Clip**

143164-01-000 Clip f/Dinette Cushion



**Clip**

029134-01-000 Clip-Finish



**Spring**

155748-01-000 Spring-Extension Day/Nighter Blind

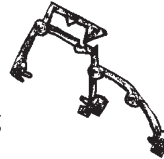
**Grommet**

094896-02-000 Grommet-Cord/Pleated Blind, Nylon, Gray



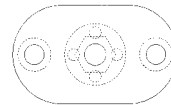
**Blind Mounting Clip**

109353-04-000 Blind-Mounting Clip, Clear Plastic



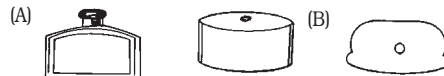
**Bobbin Bracket**

143805-01-000 Bracket (Bobbin Type) 1/2" H, Hold-Up, Base (Oval)



**Bobbin**

141634-01-000 Bobbin-Pleated Adjustable, Clear Plastic, 7/8" H




**End Cap**

- (A) 093475-01-701 End Cap, Clear
- (B) 078407-01-700 End Cap, Clear Graber
- (C) 109041-44-700 End Cap w/Pin, Wht.



**Blind Cord**

097593-02-700 Cord-Blind, Dawn Grey, 300' Spool  
097593-10-700 Cord-Blind, Vanilla, 300' Spool



**End Cap**

(A) 094907-02-000 Hardware-End Cap, E-Z Lift  
(B) 094907-04-000 Hardware-End Cap, Bottom-Pull Type

**Blind Holddown Cleat**

102555-03-000 Blind Holddown Cleat, Milky White



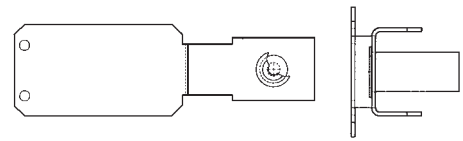
**Bracket Holddown Adjuster**

Clear plastic.  
097592-01-000 Bracket-Holddown Adjuster, EZ Lift



**Holddown Bracket**

Adjustable #2.  
097592-02-000 Bracket-Holddown



**Chair Bracket**

154093-02-01B Bracket/Hold Down-Chair, w/Nut, Sert.

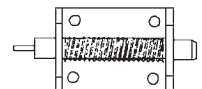


**Chair Tiedown**

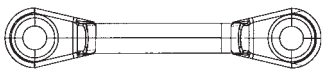
105402-03-000 Strap Asm.-Dining Chair/Tiedown 18"  
105402-04-000 Strap Asm.-Dining Chair/Tiedown 35"

**Latch**

113673-01-000 Latch, Slam-Seat Slide



# HARDWARE

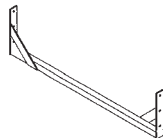


## Retainer/Strap-Chair

127156-01-01A Retainer-Strap/Chair

## Bracket

156317-01-04B Bracket/Hold Down, Chair, Black



## Tieback

057534-01-000 Clear Plastic 6"

057534-03-000 Clear Plastic 7.5"  
057534-07-000 Clear Plastic 10"  
057534-08-000 Clear Plastic 16"  
057534-04-000 Clear Plastic 20"  
057534-02-000 Clear Plastic 3"  
057534-09-000 6" w/1" Tab, Clear  
057534-11-000 Clear Plastic, 11.8"



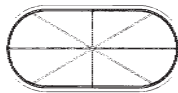
## Tube Cap

152665-01-01A Cap-Tube 3/4" x 3/4" x 1", Rubber, Black



## Oval Plug

148331-01-01A Plug-Oval, Large-Black



## Wood Plug

3/8" dowel w/1/2" head.  
042356-01-000 Mahogany



## 2 Piece Screw Cover

057671-01-000 #8 Off White, Minimum Order 10  
057671-09-000 #8 Taupe  
057671-15-000 Bright White  
057671-17-000 VW Lt. Gray  
057671-11-000 Hampton Tan #8  
057671-16-000 Soft White  
057671-18-000 #8 Off White



## Wood Plug 1/2"

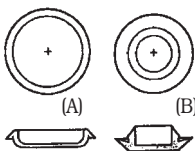
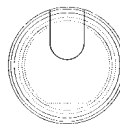
3/8" dowel with 1/2" head.

074045-01-000 Oak  
074045-10-000 Solar Maple  
074045-11-000 White Granite  
074045-08-000 Salem Cherry  
074045-12-000 Washed Maple  
074045-13-000 Portsmouth Oak  
074045-14-000 Honey Cherry  
074045-15-000 Sierra Maple



## Grommet

134908-01-01A Grommet, 2-1/2" dia., Black




## Plastic Plug

Black.

(A) 061420-10-000 Plug-Plastic 1.50"  
(B) 061420-14-000 Plug-Plastic .034"  
(B) 061420-15-000 Plug-Plastic 2"  
(B) 061420-16-000 Plug-Plastic 2-1/8"

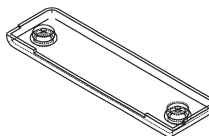
## Screw Cover Adhesive Back

109235-01-01A Screw Cover w/Adhesive Black  
109235-01-05A Screw Cover, w/Adhesive Brt. White



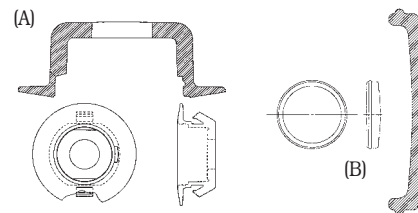
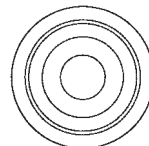
## Screw Cover Bracket

152933-01-01A Cover-Bracket-Strike, B/W



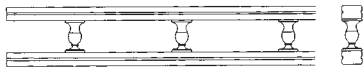
## Screw Cover

166569-01-01A Cover-Screw, Ant. Wht.  
166569-01-02A Cover-Screw, Brt. Wht.  
166569-01-03A Cover-Screw, Soft Wht.  
166569-01-04A Cover-Screw, Cream  
166569-01-05A Cover-Screw, Black



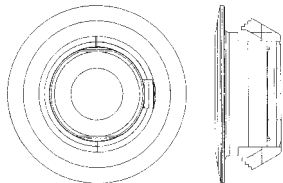
## Retainer Screw & Cap

(A) 118383-01-05A Retainer/Recessed f/.22" Screw-VW Lt. Gray  
(A) 118383-02-03A Retainer/Recessed f/.27" Screw-VW Dark Gray  
(A) 118383-02-05A Retainer/Recessed f/.27" Screw-VW Lt. Gray  
(A) 118383-02-06A Retainer/Recessed f/.27" Screw-Alante Antelope  
(A) 118383-02-07A Retainer/Recessed f/.27" Screw-Titanium  
(A) 118383-02-13A Retainer/Recessed f/.27" Screw-Off White  
(B) 118383-04-06A Cap f/Recessed Retainer-Alante Antelope  
(A) 118383-01-08A Retainer/Recessed f/.22" Screw-Caddy Cream  
(B) 118383-04-05A Cap f/Recessed Retainer-VW, Lt. Gray  
(B) 118383-04-09A Cap f/Recessed Retainer-Glacier  
(A) 118383-01-09A Retainer/Recessed f/.22" Screw-Glacier  
(A) 118383-02-09A Retainer/Recessed f/.27" Screw-Glacier  
(A) 118383-03-09A Retainer/Recessed f/.32" Screw-Glacier  
(B) 118383-04-07A Cap f/Recessed Retainer-Titanium  
(A) 118383-02-10A Retainer/Recessed f/.27" Screw-Riverstone  
(A) 118383-02-11A Retainer/Recessed f/.27" Screw-Cashmere  
(A) 118383-01-10A Retainer/Recessed f/.22" Screw-Storm Gray  
(B) 118383-04-10A Cap f/Recessed Retainer-Riverstone  
(B) 118383-04-11A Cap f/Recessed Retainer-Cashmere  
(B) 118383-04-12A Cap f/Recessed Retainer-Storm Gray  
(B) 118383-04-13A Cap f/Recessed Retainer-Off White  
(A) 118383-01-11A Retainer/Recessed f/.22" Screw, Cashmere  
(A) 118383-01-12A Retainer/Recessed f/.22" Screw, Riverstone  
(A) 118383-02-12A Retainer/Recessed f/.27" Screw, Storm Gray  
(A) 118383-01-14A Retainer/Recessed f/.22" Screw, Pewter  
(B) 118383-04-14A Cap f/Recessed Retainer, Pewter  
(A) 118383-01-15A Retainer/Recessed f/.22" Screw, Briarwood  
(B) 118383-04-15A Cap f/Recessed Retainer, Briarwood



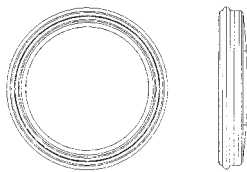
**Railing**

150167-01-02A Rail Asm.-Decorative, 96", Salem Cherry  
 150167-01-03A Rail Asm.-Decorative, 96", Washed Maple  
 150167-01-09A Rail Asm.-Decorative, 96", Sierra Maple



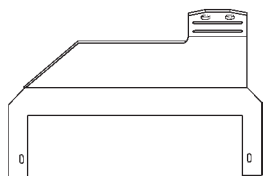
**Retainer Screw**

149753-01-01A Retainer-Screw, f/.22" Screw, Black  
 149753-01-02A Retainer-Screw, f/.22" Screw, Brt. Wht.



**Retainer Screw**

149753-02-01A Cap-Screw, Retainer, Black  
 149753-02-02A Cap-Screw, Retainer, Brt. Wht.



**Retainer Louver**

157043-01-02B Retainer-Louver/Right (Shown)  
 157043-02-02B Retainer-Louver/Left




**Brass Railing/Accessories**

084071-32-000 Rod-Brass 13.6"  
 084071-19-000 Rod-Brass, 7.3"  
 084071-20-000 Rod-Brass, 9.8"  
 084071-34-000 Rod-Brass, 16.9"  
 146840-05-02A Rod .25" dia. x 14.8"-Pewter



**Paper Towel Dispenser**

9"H x 10.8"L x 4.8"D, White.  
 136915-01-000 Dispenser-Paper Towel  
 136915-01-700 Towel-Paper, 9"H x 10.8"L x 4.8"D



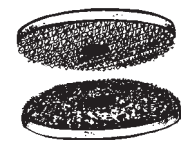
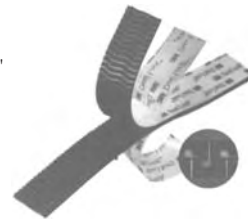
**Exterior Plastic Drawer and Track**

077404-02-000 Drawer 20" x 12-5/8" Brown  
 093413-01-01A Rail-Drawer, Alum. 20.5" x 3.25"

**Velcro**

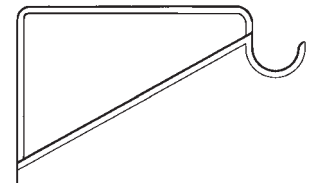
Can be cut and glued, screwed or sewn to most surfaces.

048394-02-000 Tape Hook 3/4" Beige w/Adhesive (Yd.)  
 088792-02-000 Tape Loop 3/4" Beige w/Adhesive (Yd.)  
 088792-04-000 Tape Hook 5/8" Non Adhesive, White  
 088792-05-000 Tape Loop 5/8" Non-Adhesive, White  
 085774-01-000 Fastener, Dual Lock 1" Wide w/Adhesive, Black  
 085774-02-000 Tape Hook 1" w/Adhesive, Black  
 117058-01-01A Tape-Loop, 3/4" Wide, w/Adhesive Back, White  
 085774-07-000 Fastener-Dual Lock, 1" Wide, Clear  
 029094-04-000 Velcro Tape/Loop, 1" W, Black w/ Adhesive Back  
 029096-03-000 Velcro Tape/Hook, 1"W, Black  
 029096-04-000 Velcro Tape/Hook, 1"W, Black w/ Adhesive Back



**Velcro Hook**

103242-01-000 Velcro Hook, 7/8" Round w/Center Hole, Beige  
 103242-02-000 Velcro Hook, 7/8" Round w/Center Hole, Black




**Support Shelf**

162073-01-01A Support-Shelf-Clothes Rod-White

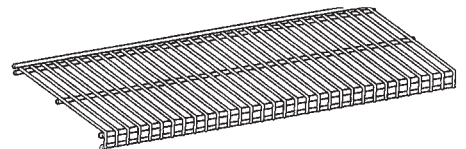
**Wall Mount Storage**

149116-01-01A Upright Storage-Wall Mount, White, 28"



**Shelf Bracket**

149116-02-01A Storage-Shelf Bracket, White



**Storage Shelf**

149116-03-01A Storage-Shelf, 12", White



**Hook**

149116-04-02A Storage-Loop Hook, Black



**Hook**

149116-05-02A Hook-Big Everything, Black

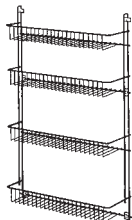


**Hook**

149116-06-02A Hook-Big Work, Black

**Wall Rack**

149116-07-01A Rack-Wall, 4-Shelf, White



**Storage Container**

148616-01-01A Container-Storage, White



**Cutlery Tray - White**

Rubbermaid 9"x13.3" x 1-3/4".

100081-01-01A Cutlery Tray

**Lazy Susan Shelf Set**

High impact shelf with non-skid, easy clean textured surface. Features single screw adjustments, one screw locks telescoping post into place, one screw adjusts shelf height. Bright zinc plated corrosion-resistant steel post.



148620-01-01A Lazy Susan-Shelf, Set 20", Almond




**Rack**

159480-01-01A Rack-Glass/Stemware Hanger, 10"-Chrome



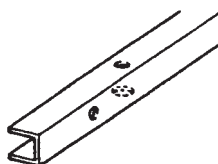
**Wicker Basket**

150746-01-01A Wicker Basket w/Side Mount Rails, Plastic Liner, Birch



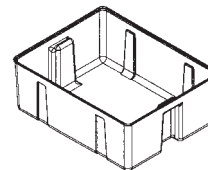
**Basket Drawer**

149728-01-01A Basket/Drawer, Wht. 12.9"W x 20.7"D x 7.3"H



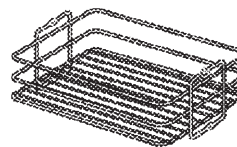
**Runner**

149728-02-01A Runner/Rail f/Basket, 21" Deep



**Storage Container**

156656-01-01A Container/Storage, Slideout, 29"W x 22.8"D x 11"H



**Pantry Basket**

148432-10-01A Pantry-Basket, 6" x 20.5" x 3.3"




**Pantry Slide Frame**

148432-03-01A Pantry-Slide Frame, 22.1"D x 42.2" to 49.1"

148432-01-01A Pantry-Slide Frame, 22.1"D x 56.6" to 59.4"

148432-02-01A Pantry-Slide Frame, 22.1"D x 49.8" to 52.8"



**Wastebasket**

159032-01-01A Container-Wastebasket, 14.3 Quart, White, 13.62" H x 13.88" W





**Wastebasket**

Sterilite Touch-Top™ Wastebaskets feature a push button that opens the lid 90° with the touch of a finger. The wastebaskets' shape saves space under the sink. The Ultra Touch-Tops™ have the added convenience of inner bag rings that hold trash liners securely out of sight. 18-5/8"L x 12-1/2"W x 24-5/8"H. White

155583-01-01A Wastebasket/Touch-Top, 52 Qt. w/Lid/Latch/Holder, White




**Slide-Out Wastebasket**

Melamine laminated base board mounted on roller bearing epoxy - coated slides.

130818-01-01A Trash Container w/Slide-Out  
130818-02-01A Trash Container 20 Qt., Almond  
\*Minimum Cabinet Opening 16"H x 9"W x 22"D

**TV Swivel**

116773-02-000  
Slide-Swivel, TV



**Pantry Slide**

159481-01-01A Slide Pantry, 30" w/o Lock



**Pantry Slide**

159482-01-01A Slide Pantry, 28"

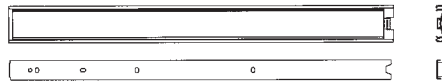
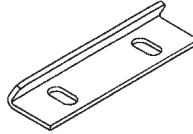


**Pantry Slide**

122360-01-000 Slide Pantry, w/Lock LH  
122360-03-000 Slide Pantry w/Lock RH  
123673-01-01A Knob-Pantry Slide  
122360-05-000 Slide Pantry, w/o Lock  
122360-06-000 Slide Pantry w/Lock LH

**Bracket-Pantry Slide**

153376-01-02B Bracket-Pantry Slide



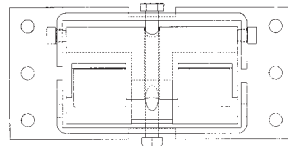
**Cabinet Drawer/Pantry Slide**

153352-01-01A Slide-Pantry, 19.7", Cabinet Mount  
153352-02-01A Slide-Pantry, 19.5", Drawer Mount  
153352-03-01A Slide-Pantry, 13.8", Cabinet Mount  
153352-04-01A Slide-Pantry, 13.6", Drawer Mount



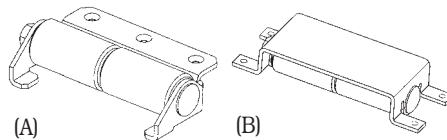
**Table Slide**

110749-01-000 Slide-Table, 19-3/4" Long  
110749-04-000 Slide-Table, 17-3/4" Long



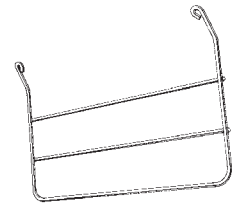
**Roller Asm.**

150629-01-01A Roller Asm.-Slideout f/Pullout Cabinet



**Roller**

(A) 153088-02-01A Roller-w/Bracket, Slideout  
(B) 153088-03-01A Roller -w/Bracket, Slideout



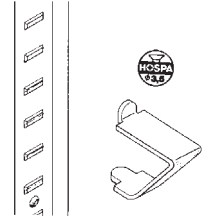
**Towel Rack**

093605-02-01A Towel Rack, Almond, 10-1/2"W x 6-1/2"H.

**Adjustable Shelf Support**

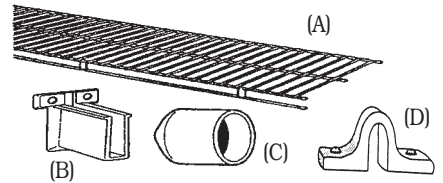
Woodgrain Zinc.

098980-01-000 18"  
098980-02-000 12"  
098979-01-000 Clip, One  
098980-03-000 9"  
098980-04-000 48"  
098980-05-000 15"  
098980-06-000 24"



**Rod-Lock-Slideout**

162495-01-01A Rod-Lock/Slideout Adjustable 17"/34" w/Strap/Ring  
162495-02-01A Rod-Lock/Slideout Adjustable, 17"/34" w/o Strap/Ring



**Shelf and Rod**

(A) 136891-01-01A Shelf & Rod, 12" x 143.8" w/o Ends  
(B) 136891-50-01A Bracket/End For Shelf  
(C) 136891-52-01A End Cap-Small For Shelf  
(D) 136891-53-01A Mounting Bracket-U-Clamp For Shelf



**Curtain Rod**

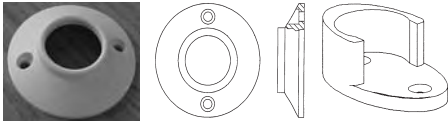
102075-10-02A Rod-Curtain, Soft White, 1" x 46.3"  
081114-02-000 Cap-Insert, Round, 1"

# HARDWARE



## Bracket

113236-01-01A Bracket, Clothes Rod



## 1" Rod Flange

Plastic, off white.

009112-01-000 Flange 1" Rod Off White

Y00136-21-218 Dowel-Wood 1" x 4"

152301-01-01A Flange Plastic, 1", Clothes Rod Holder, Wht.



## Conduit Convolute

- 041953-03-000 Conduit Convolute Slit 1"
- 041953-01-000 Conduit Convolute Slit .5"
- 041953-06-000 Conduit Convolute Slit .375"
- 041953-07-000 Conduit-Convolute, Slit .25"
- 041953-08-000 Conduit-Convolute, Slit 1.50"
- 041953-09-000 Conduit-Convolute, Slit .50"
- 041953-10-000 Conduit-Convolute, Slit .75"
- 041953-11-000 Conduit-Convolute, Slit 1.1"
- 041953-12-000 Conduit-Convolute, Non-Slit 1.1"
- 041953-13-000 Conduit-Convolute, Slit, 1.25"
- 041953-14-000 Conduit-Convolute, Slit 1.5"
- 041953-15-000 Conduit-Convolute, Slit 2"
- 041953-16-000 Conduit-Convolute, Slit 2"



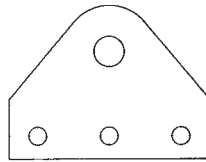
## Ashtray

118719-01-01A Ashtray-Top Mount, Black Plastic




## Cigarette Lighter

089294-01-000 Cigarette Lighter w/Socket



## Ball Stud Bracket

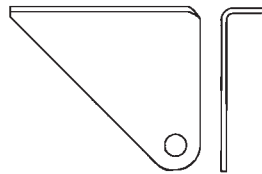
154981-01-02B Bracket-Ball Stud



## Ball Stud Assembly

147513-01-01A Ball-Stud Asm., RH

147513-02-01A Ball-Stud Asm., LH



## Gas Spring Bracket

163122-01-02B Bracket-Gas Spring, RH

163122-02-02B Bracket-Gas Spring, LH

## Gas Spring Bracket

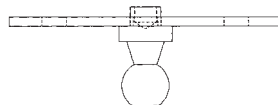
151582-04-02B Bracket/Gas Spring

## Ball Stud

154990-01-01A Ball Stud, 13mm x 5/16-18 THD - f/Hood Damper

## Ball Stud

154991-01-01A Clip Safety, 13mm - Ball Stud

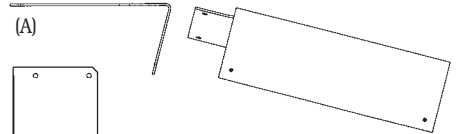


## Bracket Asm.

126263-19-02B Bracket Asm.-Gas Spring w/Ball Stud

## Gas Spring Bracket

107541-01-000 Bracket Flat, SL40P1



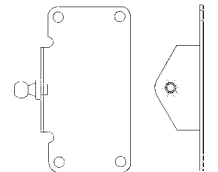
## Bracket

(A) 156644-01-02B Bracket/Support Spring/Gas

(B) 156644-02-02B Bracket/Support Spring Gas

## Bracket

155616-02-12B Bracket-Gas Spring, B/Wht.



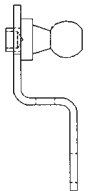
## Wood Dowel

(Not Shown)

097872-04-000 Dowel-Wood, 1" Dia. x 1-3/8" L - Unfinished

## Bracket Asm.

126263-17-02B Bracket Asm.-Gas Spring, Side

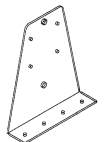


## Gas Spring

154973-01-000 Spring/Gas, Hood, w/o Ball Stud Safety Clip, 17.2" Compressed/29.8" Extended

## Gas Spring - Bed

057460-04-000 Gas Spring 26" Fully Extended, SPD-6209-WINN  
057460-02-000 Ball Stud .39"-5/16"-18



## Gas Spring

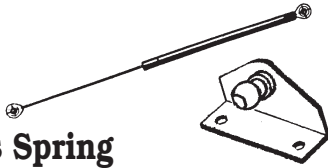
108998-01-000 Spring-Gas, 30 lbs., 20" ext., 12" Compressed, SPD-5300-30-WINN  
057460-09-000 Spring-Gas, 150 lbs., SPD-GS-7145





**Gas Spring**

(A) 107796-01-000 Spring-Gas, 11" Compressed, 17" Extended, 40 lbs., SPD-5200-40-WINN  
 (A) 107796-04-000 Spring-Gas, 12" Compressed, 20" Extended, 20 lbs., SPD-5300-20-WINN



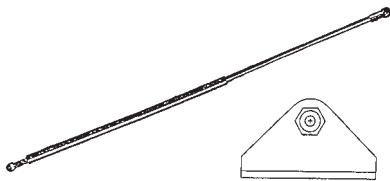
**Gas Spring**

107796-08-000 Spring, Gas, 11" Compressed, 17" Extended, 60 lb., SPD-5200-60-WINN  
 107796-09-000 Spring, Gas, 5.5" Compressed, 7.5" Extended, 40 lb., SPD-4900-40A-WINN  
 107796-10-000 Bracket, Gas Spring, 90°, SPD-1010  
 126263-08-02B Bracket, Gas Spring w/Centered Ball Stud



**Gas Spring**

165015-01-000 Spring/Gas-20#, 12" w/Blade Ends



**Gas Spring**

108998-06-000 Spring-Gas, Pop-Top, SPD-3100-100  
 108998-09-000 Stud-13 mm Ball, SPD-1007



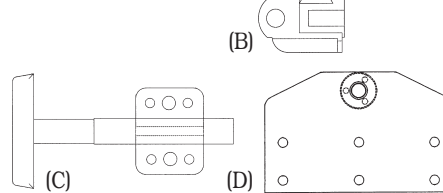
**Gas Spring**

107796-12-000 Spring-Gas 11" Compressed, 17" Extended, 120 lbs., SPD-2200-120-WINN  
 107796-28-000 Spring-Gas 8.5" Compressed, 12" Extended, 30 lbs., SPD-G5-5100-30-WINN  
 107796-14-000 Spring-Gas 9.5" Compressed, 15" Extended, 80 lbs., SPD-GS-5150-80-WINN  
 107796-35-000 Spring-Gas 11" Compressed, 18.5" Extended, 120lb., SPD-GS-2250-120  
 107796-37-000 Spring-Gas 12" Compressed, 20" Extended, 110 lbs., SPD-GS- 2300-110



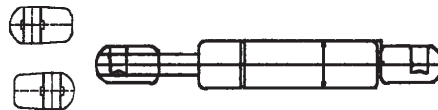
**Gas Spring**

107796-17-000 Spring-Gas, 9.5" Compressed, 15" Extended, 20 lbs., SPD-GS-5150-20-WINN  
 107796-18-000 Spring-Gas, 7" Compressed, 10" Extended, 80 lbs., SPD-GS-5000-80-WINN  
 107796-20-000 Spring-Gas, 7" Compressed, 10" Extended, 60 lbs., SPD-GS-5000-60-WINN  
 107796-21-000 Spring-Gas, 5.5" Compressed, 7.5" Extended, 60 lbs., SPD-4900-60A-WINN  
 107796-33-000 Spring-Gas, 9.5" Compressed, 15" Extended, 40 lbs., SPD-GS-5150-40



**Gas Spring**

(A) 151544-01-000 Spring/Gas-Locking w/o Release Head-Sliding Galley  
 (B) 151544-02-000 Release Head f/Locking Gas Spring, Sliding Galley  
 (C) 151546-01-000 T-Handle w/Bracket  
 (D) 151582-04-02B Bracket/Gas Spring



**Gas Spring**

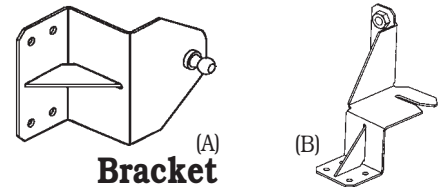
142569-01-000 Spring/Gas-100 lb., 21.1" Extended/12.6" Compressed  
 142569-02-000 Spring/Gas-67 lb., 21.1" Extended/12.6" Compressed  
 142569-03-000 Spring/Gas-100 lb., 21.1" Extended/12.6" Compressed  
 142569-04-000 Spring/Gas-67 lb., 21.1" Extended/12.6" Compressed  
 142569-05-000 Spring/Gas-15 lb., 39.9" Extended  
 142569-06-000 Spring/Gas-25 lb., 14.8" Extended/8.9" Compressed  
 142569-07-000 Spring/Gas-20 lb., 20 Extended/12" Compressed  
 142569-08-000 Spring/Gas-45 lb., 18.5" Extended/11" Compressed  
 142569-10-000 Spring/Gas-58 lb., 18.6" Extended/10.1" Compressed  
 142569-12-000 Spring/Gas-90 lb., 15" Extended/9.5" Compressed  
 142569-13-000 Spring/Gas-60 lb., 15" Extended/9.5" Compressed

142569-14-000 Spring/Gas-100 lb., 20" Extended/12" Compressed  
 142569-15-000 Spring/Gas-120 lb., 20" Extended/12" Compressed  
 142569-16-000 Spring/Gas-90 lb., 20" Extended/12" Compressed  
 142569-17-000 Spring/Gas-90 lb., 12" Extended/8.5" Compressed  
 142569-21-000 Spring/Gas-60 lb., 20 " Extended/12" Compressed  
 142569-22-000 Spring/Gas-90 lb., 17" Extended/11" Compressed  
 142569-25-000 Spring/Gas-60 lb., 12" Extended/8.5" Compressed  
 142569-27-000 Spring/Gas-112 lb., 17" Extended/11" Compressed  
 142569-28-000 Spring/Gas-29 lb., 21" Extended/13" Compressed  
 142569-29-000 Spring/Gas-20 lb., 9.9" Extended/5.9" Compressed  
 142569-30-000 Spring/Gas-90 lb., 9.6" Extended/6.5" Compressed  
 142569-31-000 Spring/Gas-30 lb., 11.8" Extended/7.3" Compressed  
 142569-18-000 Spring/Gas, 65 lb., 9.6" Extended/6.5" Compressed



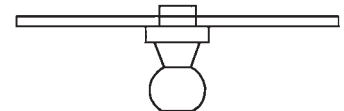
**Gas Spring**

107796-11-000 Spring-Gas 11" Compressed, 17" Extended, 90 lbs., SPD-5200-90-WINN



**Bracket**

(A) 161693-01-02B Bracket Asm.-Gas Spring  
 (B) 161691-01-02B Bracket Asm.-Gas Spring, RH (Shown)  
 (B) 161691-02-02B Bracket Asm.-Gas Spring, LH



**Gas Spring Bracket**

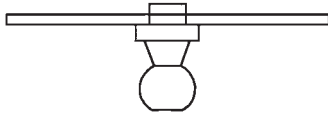
126263-15-02B Bracket-Gas Spring w/Ball Stud



**End Fitting**

107796-01-701 End Fitting/Metal Spring


CONTINUED NEXT COLUMN



**Gas Spring Bracket**

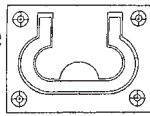
126263-08-02B Bracket-Gas Spring w/Centered Ball Stud

**Gas Spring Bracket**

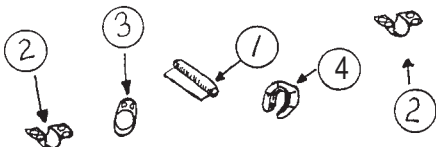


126263-02-02B Bracket Asm.-Gas Spring w/Ball Stud  
126263-05-02B Bracket-Gas Spring w/Ball Stud

**Pull-Flush-Chrome**



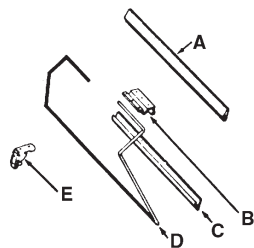
072871-01-000 Pull-Flush-Chrome



**Table Hardware**

(1) 114013-01-01A Support-Table, VW Gray  
(1) 114013-01-03A Support-Table, VW Lt. Gray  
(2) 064050-03-000 Hinge-Table Leg, Beige  
(3) 069726-02-000 Bumper .88" x .40" Black  
(5) 091952-01-000 Clip-Gripper, 1"  
062419-04-000 Handle/Rod Extension w/Threaded End-55"

**Dinette Table Hardware**



(A) 053200-12-000 Support Table 23.50" Off White  
(A) 053200-13-000 Support Table 18.50" Off White  
(A) 053200-14-000 Support Table 23.50" Brt. White  
(B) 088410-03-000 Hanger-Table Off White  
(C) 024281-15-000 Bracket-Table Lift 17.12" Off White  
(C) 024281-16-000 Bracket-Table Lift 22.12" Brt. White  
(D) 024275-12-000 Table Lift Rod 8" x 23.5" Off White  
(D) 024275-13-000 Table Lift Rod, 8" x 18.5" Off White  
(D) 024275-14-000 Table Lift Rod, '96-'97 Brt. White  
(E) 093550-01-000 Bracket Folding Table Leg, 1.7" x 2.6"  
140921-02-01A Bracket/Table Support 18.5" O/W  
(D) 053200-15-000 Support Table, 14.5", Brt. White  
(D) 024275-15-000 Rod-Table Lift, Off White



**Table Extender**

150476-01-700 Extenders/Table (Pair)

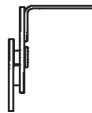
**T-Handle**

164389-01-01A Handle, T-Pop-Up/Flush Mount



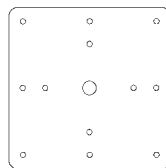
**Table Support**

153362-03-02B Support-Table (Not Shown)



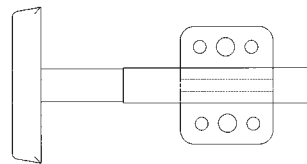
**Dinette Bracket**

161278-01-000 Bracket Asm. Dinette, RH (Shown)  
161278-02-000 Bracket Asm.-Dinette, LH



**Table Plate**

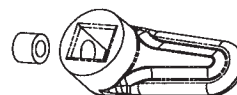
148038-01-02B Plate-Table Top, Black, 5.9"  
148038-02-02B Plate-Table Top, Black, 5.5"



**T-Handle**

151546-01-000 T-Handle w/4' Cable, Molded Bracket

**Pawl**

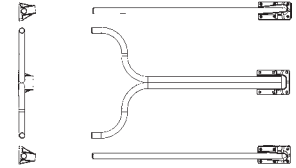


164390-01-01A Pawl-Silver

**Table Leg**



108483-01-000 Leg-Table, Adj. 23.5" to 35.5"  
108483-02-000 Leg-Table, Adj. 18.47" to 30.5"



**Table Leg**

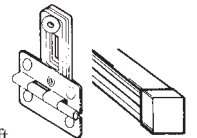
160875-01-01A Leg-Table/Folding w/Hdwe./1 Dbl./2 Sgls.

**Tabletop Leveler**

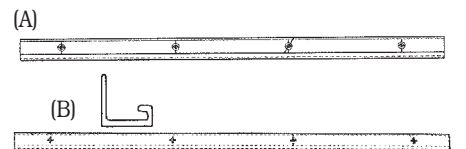


009050-02-000 Leveler-Tabletop, Male End  
009050-03-000 Leveler-Tabletop, Female End

**Table Track and Glide**




128846-01-000 Track-Table 28"  
128847-01-000 Glide-Table Lift



**Support Hinge**

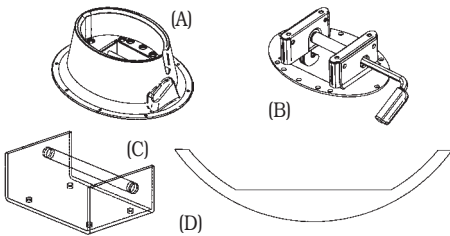
(A) 118933-01-01A Support-Hinge Lock, Off White 19.8"  
(B) 102200-01-01A Support Hinge Lock, Beige 24.7"  
(B) 102200-02-02A Support Hinge Lock, Off White 24.6"



**Drop Leaf Table Support**

120973-01-000 Support-Table, Drop Leaf, Pair





**Pedestal Base**

- (A) 159548-01-01A Pedestal Base, Table-Lock, Black
- (B) 159548-02-01A Fastener/Lock-Pedestal Leg Table w/Lock Rod
- (C) 159548-03-01A U-Channel/Strike-Pedestal, Floor/Table Mount
- (D) 164421-01-01A Gasket/Table/Pedestal (2 Per Base), Black

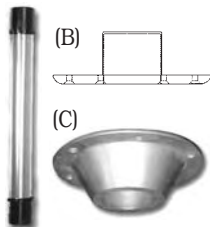


**Pedestal Legs and Base**

- 009040-02-000 Pedestal Leg 27-1/2" Chrome
- 009040-09-000 Pedestal Leg 31-1/2" Chrome
- 041194-01-000 Table Base Flush Mount
- 062046-01-000 Pedestal Leg Clip, 1.7" x 2.2", Dia. From 2"-2.5"

**Pedestal Leg & Base**

- (A) 155001-01-01A Leg-Pedestal Table, 27" Silver
- (B) 155001-02-01A Base-Leg Mount/Floor/Table Raised, Silver
- (C) 155001-03-01A Base-Leg Mount/Floor/Table, Recessed, Silver
- (A) 155001-04-01A Leg-Pedestal Table, 29" Silver



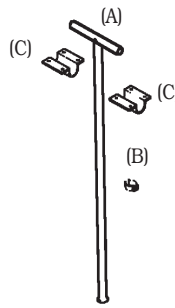
**Pedestal Leg**

- (A) 164377-01-01A Pedestal-Leg/Table-Lock
- (B) 164377-02-01A Pedestal Leg-Table w/o Lock Rod Hole
- (A) 164378-01-01A Pedestal-Leg/Table-Lock
- (B) 164378-02-01A Pedestal-Leg/Table w/Upper Lock Rod Hole



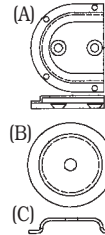
**Dinette Table Hardware**

- (A) 024276-29-000 Ash Gray
- (B) 024283-01-000 Clip 1"-1.125"
- (C) 064050-03-000 Hinge-Table Leg-Beige



**Catch-Table Leg**

- (B) 143798-02-01A Catch-Table Leg, Any Color
- (C) 143798-03-01A Washer Table Leg Catch, Brt. White
- (A) 143798-01-02A Catch-Table Leg, Almond
- (B) 143798-02-02A Catch-Table Leg, Almond
- (C) 143798-03-02A Washer/Catch, Table Leg, Almond




**Recliner Handle**

- 134194-01-01A Plastic Handle, Recliner, Black
- 134194-02-01A Knob-Hold Down, Recliner, Black
- 133126-11-000 Recliner Handle, Plastic
- 134194-04-01A Knob-Hold Down, Recliner, Black
- 134194-05-01A Knob-Hold Down Recliner, Black



**Recliner Knob**

- 137598-01-01A Knob-Holddown, Recliner (Shown)
- 140334-01-01A Knob-Holddown, Recliner (Not Shown)

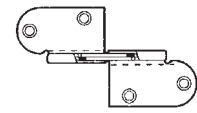


**Hinged Steel Support**

- 084412-01-000 Pair Includes 1 Left and 1 Right


**Leaf Support**

- 104181-01-01A Support Leaf, 8", Safe-T-Ring



**Leaf Hinge**

- 108663-01-000 Hinge-Leaf Folding

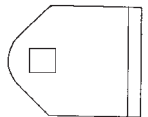


**Catch**

- 159722-01-02B Catch-Table/Dash, RH (Shown)
- 159722-02-02B Catch-Table/Dash, LH

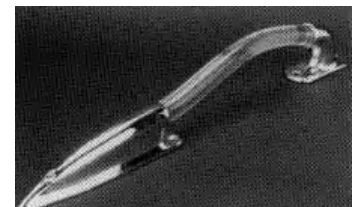
**Assist Strap Hardware**

- 069178-03-000 Bracket-Any Color
- 000C16-07-16B Bolt
- 000D20-07-00B Nut
- 069178-01-000 Bracket, Beige



**Assist Handle**

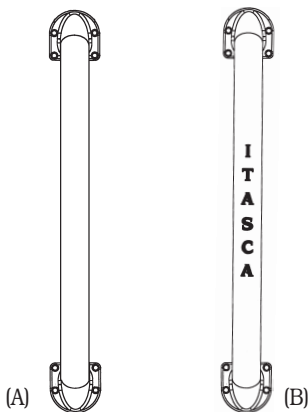
- 152854-01-01A Handle-Assist, White w/Black Rubber Grip, 18-5/8"



**Glo-Bar Assist Handle**

Glows at night, easily installed with 5 screws that are included. Long lasting and economical.

- 698250-04-000 Plain, 21"
- 698250-01-000 Winnebago, 21"
- 698250-02-000 Itasca, 21"



**Assist Handle**

- (A) 165309-01-01A Handle/Assist, 18" SST-Non-Lighted
- (A) 165309-02-01A Handle/Assist, 18" SST-Lighted
- (B) 165309-03-01A Handle Assist 18", Non-Lighted Itasca, SST
- (B) 165309-04-01A Handle Assist 18", Lighted Itasca, SST



**Luxor Assist Handle 17"**

115102-01-000 Handle, Assist, Lighted, Black Brackets



**Assist Handrail**

132083-01-02A Handrail-Assist, Soft White  
132083-02-01A Pad-Oval


**Assist Strap**

053552-02-N01 Handle-Assist, Interior/Entry Door, Vinyl, Ice Wht.  
053552-02-K01 Handle-Assist, Interior/Entry Door, Vinyl, Off/Wht.



**Assist Handle**

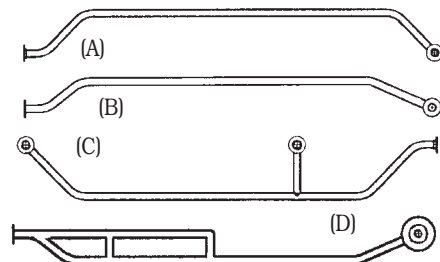
009126-03-000 Black Textured



**Handrail Assist**

Brackets sold separate. Brass.

099682-01-01A Bracket End, Handrail, Round  
123577-01-01A Handrail Asm. Assist Entrance, Black Matte



**Handrail**

- (A) 131058-02-01A Handrail-Int., Black
- (B) 131058-03-02A Handrail-Int. Entrance, Black
- (C) 131058-04-02A Handrail-Int. Cab., Black
- (D) 131058-05-02A Handrail-Int. Entrance, Black



**Handrail**

137605-03-01A Handrail, Interior, Entry Door, Black



**Handrail**

137605-02-01A Handrail, Interior, Entry Door, Black



**Handrail**

137605-01-01A Handrail, Interior Entrance, Black



**Handrail**

137605-04-01A Handrail, Interior Entrance Door, Black

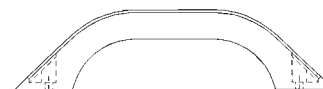
**Handle Assist**

- 157749-01-01A Assist Handle, Non-Lighted, 18" Chrome
- 157749-02-01A Assist Handle, Lighted, 18" Chrome
- 157749-03-01A Assist Handle, Non-Lighted, 18" "Itasca," Chrome, Etched
- 157749-04-01A Assist Handle, Lighted, 18" "Itasca" Etched, Chrome



**Assist Handle**

- 132442-01-01A Handle-Assist, Clear, White Metal Ends, 20"
- 132442-02-01A Handle-Assist, Clear, Chrome Ends, 20"
- 132442-01-700 Bulb-Rope, Light Strip f/Assist Handle (Shown)
- 132442-06-01A Handle-Assist/Blank-Chrome Ends Lighted, 20" (Shown)
- 132442-07-01A Handle Assist/"Itasca" Lighted, 20" w/Chrome Ends (Shown)
- 132442-01-701 Led Asm. (Shown)




**Grab Handle**

- 123246-01-04A Handle-Grab, Caddy Cream
- 123246-01-05A Handle-Grab, Glacier
- 123246-01-06A Handle-Grab, Riverstone
- 123246-01-07A Handle-Grab, Cashmere
- 123246-01-08A Handle-Grab, Briarwood
- 123246-01-09A Handle-Grab, Slate
- 123246-01-10A Handle-Grab, Saddle
- 124246-01-11A Handle-Grab, Black

**Assist Handle With Door Bell**

**Pce. Parts**

- 138827-01-000 Bell/Door & Exterior Handle Kit, Lighted w/Ultimate Engraved (Pce. Parts)
- 138827-01-700 Handle Only-Ultimate
- 138827-01-701 Chime/Bell





**Fire Extinguisher**

(Shown In Red)  
 094499-06-000 Extinguisher/Fire, Dry 10 BC  
 w/Bracket, w/UL/ULC, White  
 094499-04-000 Bracket-Fire Ext., SST



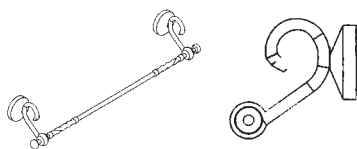
**Fire Extinguisher Bracket**

094499-01-700 Bracket w/Strap, Plastic



**Towel Rod**

146801-01-01A Rod-Towel, Offset-Brass  
 146801-01-02A Rod-Towel, Offset-Pewter




**Towel Bar**

152960-01-02A Towel Bar-18", Antique Nickel



**Towel Bar**

163451-01-01A Towel-Bar, 18" Oil Rubbed Gold




**Towel Bar**

159766-01-01A Towel Bar, 18" Chrome  
 159766-01-02A Towel Bar, 18" Brushed Nickel


**Towel Bar Post**

145980-04-02A Towel Bar  
 Post/Pair, Chrome



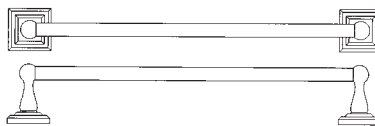
**Towel Rod**

163599-01-01A Towel Bar, 18" w/o Posts, Chrome  
 163599-02-01A Towel Bar Post, Pair-Chrome




**Towel Bar**

140849-01-02A Bar-Towel, 18", Chrome  
 140849-01-03A Bar-Towel, 18", Brushed Nickel



**Towel Bar**

152959-01-01A Towel Bar, 18", Nickel

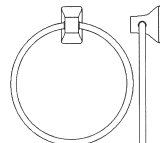


**Towel Bar**

159604-01-01A Towel Bar, 18", Brushed Nickel

**Towel Ring**

145980-06-03A Ring-Towel,  
 Chrome



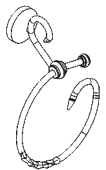
**Towel Ring**

163601-01-01A Towel Ring,  
 Chrome



**Towel Ring**

152963-01-01A Towel Ring,  
 Matte Black  
 152963-01-02A Towel Ring,  
 Antique Nickel



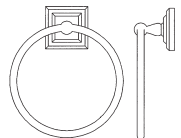
**Towel Ring**

132046-03-02A Ring-Towel,  
 Chrome



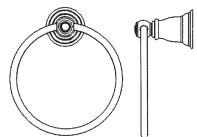
**Towel Ring**

152956-01-01A Towel-Ring,  
 Nickel



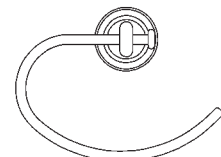
**Towel Ring**

156572-01-01A Towel-Ring,  
 Wrought Iron  
 156572-01-02A Towel-Ring,  
 Brushed Nickel



**Towel Ring**

075454-02-000 Brass



**Towel Ring**

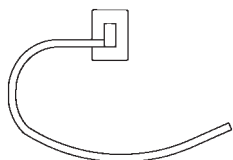
159602-01-01A Towel Ring, Brushed Nickel



**Towel Ring**

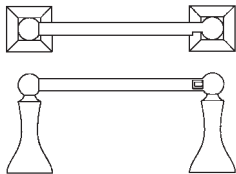
159765-01-01A Towel Ring, Chrome  
 159765-01-02A Towel Ring, Brushed Nickel

# HARDWARE



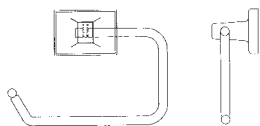
## Towel Ring

163453-01-01A Towel Ring, Oil Rubbed Gold



## Tissue Holder

159767-01-01A Holder-Tissue, Chrome



## Toilet Tissue Holder

132533-01-01A Holder-Paper, Euro Style, Brass

## Paper Holder

152961-01-01A Holder-Paper, Matte Black  
152961-01-02A Holder-Paper, Antique Nickel




## Toilet Tissue Holder

145980-01-02A Paper Holder-Chrome

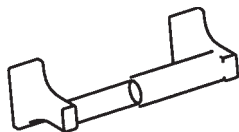
## Toilet Tissue Holder

145980-02-02A Paper Holder, Recessed-Nickel



## Toilet Tissue Holder

075452-02-000 Toilet Tissue Holder, Brass



## Toilet Tissue Holder

163602-01-01A Holder-Toilet Tissue, Surface Mount, Chrome



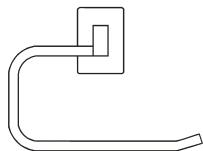
## Toilet Tissue Holder

142069-01-01A Holder-Tissue, Polished Brass



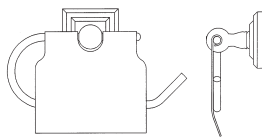
## Toilet Tissue Holder

163600-01-01A Holder-Toilet Tissue Euro-Chrome



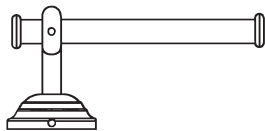
## Tissue Holder

163452-01-01A Holder-Tissue, Oil Rubbed Gold



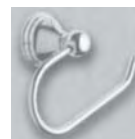
## Paper Holder

152958-01-01A Holder-Paper w/Lid, Nickel



## Paper Holder

159605-01-01A Holder-Paper w/o Lid, Brushed Nickel



## Toilet Tissue Holder

140973-01-02A Holder-Toilet Tissue, Chrome  
140973-01-03A Holder-Toilet Tissue, Brushed Nickel

## Toilet Tissue Holder

145980-03-01A Paper Holder-Euro, Brass  
145980-03-03A Paper Holder-Euro, Chrome



## Toilet Tissue Holder

140973-02-01A Tissue Holder, Chrome/Brass



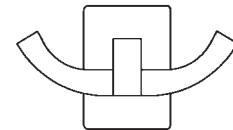
## Soap Dish

081614-02-000 Brass w/Plastic Cover



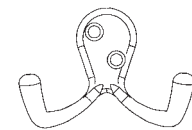
## Robe Hook

163454-01-01A Hook-Robe, Double Prong, Oil Rubbed Gold



## Robe Hook

155958-01-01A Hook-Robe, Twin, Brushed Chrome




## Robe Hook

159764-01-01A Hook-Robe, Twin-Chrome  
159764-01-02A Hook-Robe, Twin-Brushed Nickel



## Robe Hook

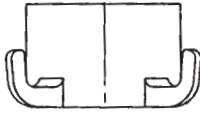
152957-01-01A Hook-Robe, Nickel





**Twin Robe Hook**

104174-01-000 Twin Robe Hook, Brass



**Twin Robe Hook**

145849-02-01A Hook-Robe, Twin-Chrome



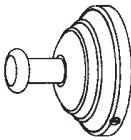
**Twin Robe Hook**

145849-03-01A Hook-Robe, Twin-Brass  
145849-03-02A Hook-Robe, Chrome  
145849-03-03A Hook-Robe, Brushed Nickel



**Robe Hook**

159601-01-01A Hook-Robe, Single, Brushed Nickel



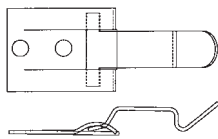
**Twin Robe Hook**

145849-01-01A Hook-Robe, Twin-Brass




**Latch**

153718-01-01A Latch-Hold Down Panel, SST



**Bullet Latch**

110529-01-000 Latch-Bullet, Screen Door



**Mattress**

**SERTA MATTRESSES**

- 154430-01-000 Mattress-Innerspring 60" x 74.5", No Flip
- 154430-02-000 Mattress-Innerspring 60" x 79.5", No Flip
- 154430-03-000 Mattress-Innerspring 54" x 74.5", No Flip
- 159853-02-000 Mattress-Innerspring 60" x 75" w/Quilted
- 159853-03-000 Mattress-Innerspring 60" x 80" w/Quilted
- 158822-01-000 Mattress-Innerspring 60" x 74", Non-Quilted
- 158822-02-000 Mattress-Innerspring 60" x 74", Non-Quilted w/Cut Corner
- 154430-04-000 Mattress-Innerspring 72" x 79.5"
- 159853-01-000 Mattress-Innerspring 72" x 75", Quilted



**Air Mattress w/Pump**

Inflate or deflate the Express Bed® in seconds with the powerful Express Pump®. Operates from any standard 120 V. outlet. Adjust the Express Bed® from firm to plush by simply depressing the patented spring loaded one-way check valve to slowly release air until you are comfortable. Innovative horizontal beam construction conforms to your body to prevent sagging and provide lumbar support. Queen.

161862-01-000 Mattress/Air, Express Bed w/Pump, Queen



**The Sleep Number Bed by Select Comfort™**

The Sleep Number Bed by Select Comfort™ is The Key to a Perfect Night's Sleep™. Instead of metal coils and spring, our revolutionary beds use uniquely designed air chambers to provide a gentle cushion of support. Our beds adjust quickly and easily to your personalized setting of comfort and firmness. Our bed is the only bed available that allows you to find your personal Sleep Number®. Most couples have different Sleep Numbers® so each side of a Sleep Number® bed can be adjusted independently. Your Sleep Number® can only be found on a Sleep Number® bed. It is a number between 0 and 100 that represents the ideal combination of mattress comfort, firmness and support for your body, giving you the best sleep possible. We offer the Sleep Number® Vantage Point line exclusively for Winnebago. The following are the sizes offered within our Vantage Point line:

- 142411-08-700 Mattress-Sleep Number, 60" x 80", w/Number Pump
- 142411-05-000 Holder-Control



**Keyless Door Lock Parts**

- 102756-01-000 Door Lock (Pce. Parts Only)
- 102756-01-700 Remote
- 102756-01-701 Battery
- 103930-02-707 Relay

# HARDWARE



## Compartment Door Handle

160558-01-02A Handle/Door Compartment w/o Lock, Pewter

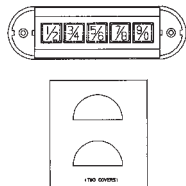
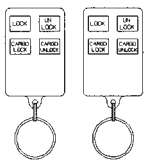


## Remote Keyless Entry System

102756-02-000 Remote Keyless Entry System  
102756-02-700 Remote (Transmitter)  
102756-02-701 Module Board  
102756-02-702 Battery-12 Volt  
103930-02-707 Relay-Bosch w/Resistor & Mount Tab

## Keyless Entry Remote System

102756-03-000 Remote, Keyless Entry & Cargo  
102756-02-702 Battery, 12 Volt  
102756-03-700 Module Board  
102756-03-701 Remote-Keyless Entry (Shown)  
102756-03-703 Wire Harness  
103930-02-707 Relay-Bosch w/Resistor & Mounting Tab



## Remote Keyless Entry

151458-01-000 Remote Keyless Entry & Cargo (Pce. Parts Only)  
151458-02-000 Keypad-Entry, Horizontal  
151458-02-700 Covers (2 Per Pkg) f/Key Pad  
102756-02-702 Battery-12 Volt  
102756-03-701 Remote-Keyless Entry  
151458-01-700 Module Board-4 Function  
151458-01-701 Wire Harness-Keyless Entry  
103930-02-707 Relay-Bosch w/Resistor & Mount Tab  
151458-02-701 Gasket-Outer f/Keypad

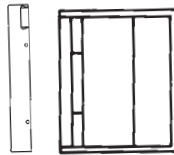


## Dead Bolt

Fits all doors with thickness of 1-1/4" to 1-3/4", either hollow or solid core. Fits either right or left hand doors. Made of sturdy die cast zinc alloy, finished in black polyester powder coating. Two brass keys included. Bolt extends 5/8". Security bolt and screws sold separate.

101145-01-06A Deadbolt Black Tex./Black  
095229-01-700 Blank Key  
101147-01-000 Bolt-Security 4.12" P-Bodies Only  
000G46-08-24T Screw (2 Needed)

## Screen Door Slider and Strike



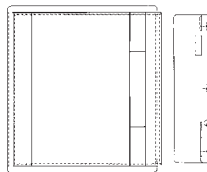
079086-02-000 Slider Off White 9" x 9"  
079087-02-000 Strike Off White, 1.5" x 8.6"  
079087-03-000 Strike-Bright White



## Screen Door Slide

015580-02-000 Slider, Any Color, 9.75"H x 9"W  
015581-02-000 Cap, Any Color

## Screen Door Slide



132082-01-01A Slider-Screen Door, Bright White  
132081-01-01A Strike-Slider, Bright White

## Slide Cover

156319-01-01A Cover-Slide, Black  
156319-02-01A Cover-Slide, w/Notches, Black



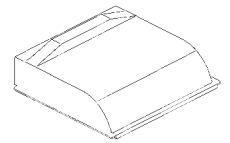
## Strike-Slider

132081-01-03A Strike-Slider, Screen Door, Black



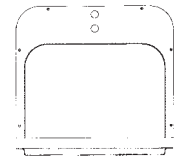
## Slider

132082-01-03A Slider-Screen Door, Black



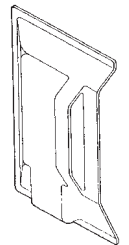
## Cover Slide

151826-01-01A Cover-Slide, Black  
151826-02-01A Cover-Slide, Black



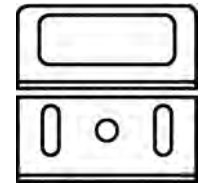
## Screen Door Slide

P-Bodies 10.5"W x 13.5"H.  
085276-02-000 Off White



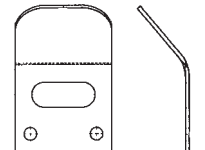
## Keeper-Latch

163586-01-02B Keeper-Latch



## Plate-Latch/Catch

156071-01-01A Plate-Latch/Catch, Brushed SST

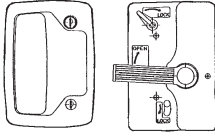


## Latch Asm.

150082-01-000 Latch Asm.-TV  
150082-02-000 Latch/TV, w/o Keeper/Bracket/Rod  
150082-03-000 Keeper-w/o TV Latch  
150082-04-000 Bracket-F/TV Latch-Keeper  
150082-05-000 Rod-f/TV Latch-Keeper  
150082-06-000 Nut-f/TV Latch-Keeper  
150082-07-000 Washer-f/TV Latch-Keeper  
150082-08-000 Rod/f TV/Latch-Keeper

**Latch Asm.**

112782-01-01A Latch  
Asm. Ext.  
112782-02-01A Latch  
Asm. Int.



045017-11-701 Key (F) Blank TM201-250  
112782-01-700 Key-Blank, Deadbolt TM100-150  
112782-01-701 Key-Blank, Deadbolt TM151-200  
113636-01-702 Key-Blank, Deadbolt TRI-201-259  
113636-01-700 Key-Blank, Deadbolt TRI-1-99  
045017-11-703 Cylinder-Lock Asm. w/Keys

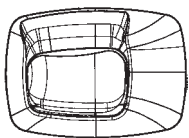
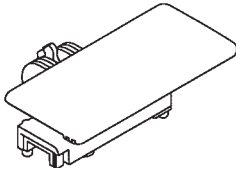


**Paddle Latch Assembly**

112949-01-04A Latch Asm. Paddle, Black w/Lock  
112949-02-01A Latch Asm. Paddle w/o Lock  
Titanium  
112949-02-04A Latch Asm. Paddle w/o Lock Brt.  
White  
112949-02-05A Latch Asm. Paddle w/o Lock Black  
112949-03-000 Key TM #500  
112949-02-06A Latch Asm. Paddle w/o Lock VW Lt.  
Gray  
112949-04-01A Latch Asm. Paddle, Black  
112949-06-000 Key-Reversible (Double Sided)

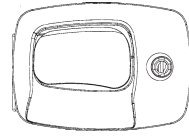
**Latch-Glove  
Box**

155757-01-01A Latch-  
Glove Box



**Paddle Latch**

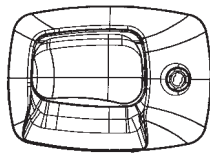
141940-06-701 Latch/Paddle-Compartment  
Door/LH/Blk. #3041  
141940-06-702 Latch/Paddle-Compartment  
Door/LH/Blk. #3042  
141940-06-703 Latch/Paddle-Compartment  
Door/LH/Blk. #3043  
141940-06-704 Latch/Paddle-Compartment  
Door/LH/Blk. #3044  
141940-06-705 Latch/Paddle-Compartment  
Door/LH/Blk. #3045  
141940-06-706 Latch/Paddle-Compartment  
Door/LH/Blk. #3046  
141940-06-707 Latch/Paddle-Compartment  
Door/LH/Blk. #3047  
141940-06-708 Latch/Paddle-Compartment  
Door/LH/Blk. #3048  
141940-06-709 Latch/Paddle-Compartment  
Door/LH/Blk. #3049  
141940-06-710 Latch/Paddle-Compartment  
Door/LH/Blk. #3050



**Paddle Latch**

141940-01-701 Latch/Paddle-Keyed/2 Sided, Black  
141940-01-702 Latch/Paddle-Keyed/2 Sided, Black  
141940-01-703 Latch/Paddle-Keyed/2 Sided, Black  
141940-01-704 Latch/Paddle-Keyed/2 Sided, Black  
141940-01-705 Latch/Paddle-Keyed/2 Sided, Black  
141940-01-706 Latch/Paddle-Keyed/2 Sided, Black  
141940-01-707 Latch/Paddle-Keyed/2 Sided, Black  
141940-01-708 Latch/Paddle-Keyed/2 Sided, Black  
141940-01-709 Latch/Paddle-Keyed/2 Sided, Black  
141940-01-710 Latch/Paddle-Keyed/2 Sided, Black

Contact your parts dealer before ordering.

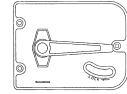


**Paddle Latch**

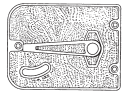
141940-01-711 Latch/Paddle-Locking Compt. Door-  
Key One, Black #3041  
141940-01-712 Latch/Paddle-Locking Compt. Door-  
Key One, Black #3042  
141940-01-713 Latch/Paddle-Locking Compt. Door-  
Key One, Black #3043  
141940-01-714 Latch/Paddle-Locking Compt. Door-  
Key One, Black #3044  
141940-01-715 Latch/Paddle-Locking Compt. Door-  
Key One, Black #3045  
141940-01-716 Latch/Paddle-Locking Compt. Door-  
Key One, Black #3046  
141940-01-717 Latch/Paddle-Locking Compt. Door-  
Key One, Black #3047  
141940-01-718 Latch/Paddle-Locking Compt. Door-  
Key One, Black #3048  
141940-01-719 Latch/Paddle-Locking Compt. Door-  
Key One, Black #3049  
141940-01-720 Latch/Paddle-Locking Compt. Door-  
Key One, Black #3050  
141940-01-721 Latch/Paddle-Locking Compt. Door-  
Key One, White #3041  
141940-01-722 Latch/Paddle-Locking Compt. Door-  
Key One, White #3042  
141940-01-723 Latch/Paddle-Locking Compt. Door-  
Key One, White #3043  
141940-01-724 Latch/Paddle-Locking Compt. Door-  
Key One, White #3044  
141940-01-725 Latch/Paddle-Locking Compt. Door-  
Key One, White #3045  
141940-01-726 Latch/Paddle-Locking Compt. Door-  
Key One, White #3046  
141940-01-727 Latch/Paddle-Locking Compt. Door-  
Key One, White #3047  
141940-01-728 Latch/Paddle-Locking Compt. Door-  
Key One, White #3048  
141940-01-729 Latch/Paddle-Locking Compt. Door-  
Key One, White #3049  
141940-01-730 Latch/Paddle-Locking Compt. Door-  
Key One, White #3050



(A)



(B)

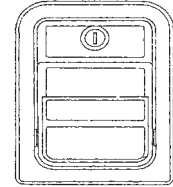


(C)

**Latch Plate Cover Asm.**


4-3/4"H x 6-1/2"W.

(A) 039979-01-000 RH. Chrome  
(B) 039979-05-000 LH Black  
(C) 039979-06-000 Cover Asm. Latch Plate, RH  
Black Textured



**Entrance Door Latch**

045017-05-000 Latch-Entrance Door, RH




**Latch-Entrance Door**

Black. Mechanism with lock and key included.

045017-13-000 Latch-Black Textured  
045017-11-703 Cylinder-Lock Asm. w/Keys  
101145-01-700 Deadbolt Asm. (Blk/Blk.)

**Paddle Latch**

127349-01-01A Paddle  
Latch



**Entrance Door Latch  
Without Deadbolt**

(Black shown for example only)

Bright white.

128913-02-707 Latch-Without Deadbolt,Keyed #7  
128913-02-708 Latch-Without Deadbolt,Keyed #8  
128913-02-709 Latch-Without Deadbolt,Keyed #9

**Last digit of part number is last digit of Winnebago  
Serial Number.**



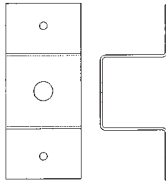


## Striker Bolt

128913-01-727 Striker-Bolt, Specially Coated f/Atwood Entry Door  
 128913-13-700 Bumper/Rubber, Entry/Screen  
 128913-13-701 Screw/Bumper, Retaining

## Adjusting Bolt Bracket

154814-01-02B  
 Bracket/Formed, Adjusting Bolt  
 154814-02-02B  
 Bracket/Formed, Adjusting Bolt



## Entrance Door Latch With Deadbolt

Black. 1-1/4"

112782-07-701 Latch w/Deadbolt-Keyed #1  
 112782-07-702 Latch w/Deadbolt-Keyed #2  
 112782-07-703 Latch w/Deadbolt-Keyed #3  
 112782-07-704 Latch w/Deadbolt-Keyed #4  
 112782-07-705 Latch w/Deadbolt-Keyed #5  
 112782-07-706 Latch w/Deadbolt-Keyed #6  
 112782-07-707 Latch w/Deadbolt-Keyed #7  
 112782-07-708 Latch w/Deadbolt-Keyed #8  
 112782-07-709 Latch w/Deadbolt-Keyed #9  
 112782-07-710 Latch w/Deadbolt-Keyed #10

**Last digit of part number is last digit of Winnebago Serial Number.**

**Also order 112782-03-01A, Latch Single Rotor and 112782-02-01A Latch, Interior Plate.**




## Compartment Door Latches

Black faces.

129675-01-701 Comp. Door Latch-Keyed #1  
 129675-01-702 Comp. Door Latch-Keyed #2  
 129675-01-703 Comp. Door Latch-Keyed #3  
 129675-01-704 Comp. Door Latch-Keyed #4  
 129675-01-705 Comp. Door Latch-Keyed #5  
 129675-01-706 Comp. Door Latch-Keyed #6  
 129675-01-707 Comp. Door Latch-Keyed #7  
 129675-01-708 Comp. Door Latch-Keyed #8  
 129675-01-709 Comp. Door Latch-Keyed #9  
 129675-01-710 Comp. Door Latch-Keyed #10

**Last digit of part number is last digit of Winnebago Serial Number.**





## Compartment Door Latches

Bright white faces.

(Black shown for example only)

129675-01-711 Comp. Door Latch-Keyed #1  
 129675-01-712 Comp. Door Latch-Keyed #2  
 129675-01-713 Comp. Door Latch-Keyed #3  
 129675-01-714 Comp. Door Latch-Keyed #4  
 129675-01-715 Comp. Door Latch-Keyed #5  
 129675-01-716 Comp. Door Latch-Keyed #6  
 129675-01-718 Comp. Door Latch-Keyed #8  
 129675-01-719 Comp. Door Latch-Keyed #9  
 129675-01-720 Comp. Door Latch-Keyed #10

**Last digit of part number is last digit of Winnebago Serial Number.**



## Drivers Door Latch/Lock

Black.

125581-02-701 Drivers Door Latch/Lock-Keyed #1  
 125581-02-702 Drivers Door Latch/Lock-Keyed #2  
 125581-02-703 Drivers Door Latch/Lock-Keyed #3  
 125581-02-704 Drivers Door Latch/Lock-Keyed #4  
 125581-02-705 Drivers Door Latch/Lock-Keyed #5  
 125581-02-706 Drivers Door Latch/Lock-Keyed #6  
 125581-02-707 Drivers Door Latch/Lock-Keyed #7  
 125581-02-708 Drivers Door Latch/Lock-Keyed #8  
 125581-02-709 Drivers Door Latch/Lock-Keyed #9  
 125581-02-710 Drivers Door Latch/Lock-Keyed #10  
 125581-09-721 Latch/Lock-Ext./Driver Door Reversible Key - #3041  
 125581-09-722 Latch/Lock-Ext./Driver Door Reversible Key - #3042  
 125581-09-723 Latch/Lock-Ext./Driver Door Reversible Key - #3043  
 125581-09-724 Latch/Lock-Ext./Driver Door Reversible Key - #3044  
 125581-09-725 Latch/Lock-Ext./Driver Door Reversible Key - #3045  
 125581-09-726 Latch/Lock-Ext./Driver Door Reversible Key - #3046  
 125581-09-727 Latch/Lock-Ext./Driver Door Reversible Key - #3047  
 125581-09-728 Latch/Lock-Ext./Driver Door Reversible Key - #3048  
 125581-09-729 Latch/Lock-Ext./Driver Door Reversible Key - #3049  
 125581-09-730 Latch/Lock-Ext./Driver Door Reversible Key - #3050

**Last digit of part number is last digit of Winnebago Serial Number.**



(Shown In Black)

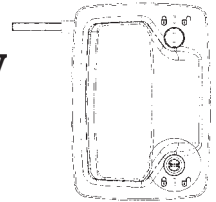
## Latch Assembly

135626-01-711 Latch/Locking-Driver Door, Wht.  
 135626-01-712 Latch/Locking-Driver Door, Wht.  
 135626-01-713 Latch/Locking-Driver Door, Wht.  
 135626-01-714 Latch/Locking-Driver Door, Wht.  
 135626-01-715 Latch/Locking-Driver Door, Wht.  
 135626-01-716 Latch/Locking-Driver Door, Wht.  
 135626-01-717 Latch/Locking-Driver Door, Wht.  
 135626-01-718 Latch/Locking-Driver Door, Wht.  
 135626-01-719 Latch/Locking-Driver Door, Wht.  
 135626-01-720 Latch/Locking-Driver Door, Wht.  
**Supply Serial Number When Ordering**

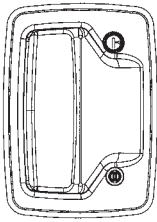
## Latch-Exterior/Entry

112782-20-701 Latch-Exterior/Entry Door w/Icons, Reversible Key  
 112782-20-702 Latch-Exterior/Entry Door w/Icons, Reversible Key  
 112782-20-703 Latch-Exterior/Entry Door w/Icons, Reversible Key  
 112782-20-704 Latch-Exterior/Entry Door w/Icons, Reversible Key  
 112782-20-705 Latch-Exterior/Entry Door w/Icons, Reversible Key  
 112782-20-706 Latch-Exterior/Entry Door w/Icons, Reversible Key  
 112782-20-707 Latch-Exterior/Entry Door w/Icons, Reversible Key  
 112782-20-708 Latch-Exterior/Entry Door w/Icons, Reversible Key  
 112782-20-709 Latch-Exterior/Entry Door w/Icons, Reversible Key  
 112782-20-710 Latch-Exterior/Entry Door w/Icons, Reversible Key  
 112782-20-711 Latch-Exterior/Entry Door, Reversible Key #3041  
 112782-20-712 Latch-Exterior/Entry Door, Reversible Key #3042  
 112782-20-713 Latch-Exterior/Entry Door, Reversible Key #3043  
 112782-20-714 Latch-Exterior/Entry Door, Reversible Key #3044  
 112782-20-715 Latch-Exterior/Entry Door, Reversible Key #3045  
 112782-20-716 Latch-Exterior/Entry Door, Reversible Key #3046  
 112782-20-717 Latch-Exterior/Entry Door, Reversible Key #3047  
 112782-20-718 Latch-Exterior/Entry Door, Reversible Key #3048  
 112782-20-719 Latch-Exterior/Entry Door, Reversible Key #3049  
 112782-20-720 Latch-Exterior/Entry Door, Reversible Key #3050

**Supply serial number when ordering.**



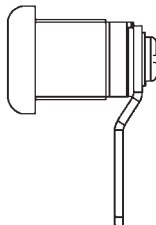




**Latch Kit-Int./Ext./Rotary**

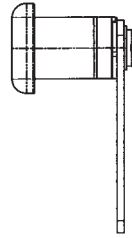
- 128913-15-801 Latch Kit-Int./Ext./Rotary w/o Icons (1151)
- 128913-15-802 Latch Kit-Int./Ext./Rotary w/o Icons (1152)
- 128913-15-803 Latch Kit-Int./Ext./Rotary w/o Icons (1153)
- 128913-15-804 Latch Kit-Int./Ext./Rotary w/o Icons (1154)
- 128913-15-805 Latch Kit-Int./Ext./Rotary w/o Icons (1155)
- 128913-15-806 Latch Kit-Int./Ext./Rotary w/o Icons (1156)
- 128913-15-807 Latch Kit-Int./Ext./Rotary w/o Icons (1157)
- 128913-15-808 Latch Kit-Int./Ext./Rotary w/o Icons (1158)
- 128913-15-809 Latch Kit-Int./Ext./Rotary w/o Icons (1159)
- 128913-15-810 Latch Kit-Int./Ext./Rotary w/o Icons (1150)
- 128913-15-811 Latch Kit-Int./Ext./Rotary w/o Icons (3041)
- 128913-15-812 Latch Kit-Int./Ext./Rotary w/o Icons (3042)
- 128913-15-813 Latch Kit-Int./Ext./Rotary w/o Icons (3043)
- 128913-15-814 Latch Kit-Int./Ext./Rotary w/o Icons (3044)
- 128913-15-815 Latch Kit-Int./Ext./Rotary w/o Icons (3045)
- 128913-15-816 Latch Kit-Int./Ext./Rotary w/o Icons (3046)
- 128913-15-817 Latch Kit-Int./Ext./Rotary w/o Icons (3047)
- 128913-15-818 Latch Kit-Int./Ext./Rotary w/o Icons (3048)
- 128913-15-819 Latch Kit-Int./Ext./Rotary w/o Icons (3049)
- 128913-15-820 Latch Kit-Int./Ext./Rotary w/o Icons (3050)

**Lock w/Cylinder**



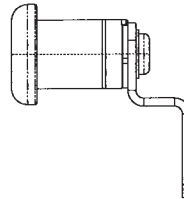
- 138290-04-701 Lock w/Cylinder/Cam #3041
- 138290-04-702 Lock w/Cylinder/Cam #3042
- 138290-04-703 Lock w/Cylinder/Cam #3043
- 138290-04-704 Lock w/Cylinder/Cam #3044
- 138290-04-705 Lock w/Cylinder/Cam (3045)
- 138290-04-706 Lock w/Cylinder/Cam (3046)
- 138290-04-707 Lock w/Cylinder/Cam (3047)
- 138290-04-708 Lock w/Cylinder/Cam (3048)
- 138290-04-709 Lock w/Cylinder/Cam (3049)
- 138290-04-710 Lock w/Cylinder/Cam (3050)

**Lock**



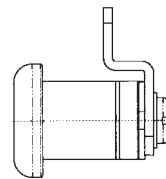
- 138290-01-711 Lock w/Cylinder/Cam (3041)
- 138290-01-712 Lock w/Cylinder/Cam (3042)
- 138290-01-713 Lock w/Cylinder/Cam (3043)
- 138290-01-714 Lock w/Cylinder/Cam (3044)
- 138290-01-715 Lock w/Cylinder/Cam (3045)
- 138290-01-716 Lock w/Cylinder/Cam (3046)
- 138290-01-717 Lock w/Cylinder/Cam (3047)
- 138290-01-718 Lock w/Cylinder/Cam (3048)
- 138290-01-719 Lock w/Cylinder/Cam (3049)
- 138290-01-720 Lock w/Cylinder/Cam (3050)

**Lock**



- 138290-02-711 Lock w/Cylinder/Cam (3041)
- 138290-02-712 Lock w/Cylinder/Cam (3042)
- 138290-02-713 Lock w/Cylinder/Cam (3043)
- 138290-02-714 Lock w/Cylinder/Cam (3044)
- 138290-02-715 Lock w/Cylinder/Cam (3045)
- 138290-02-716 Lock w/Cylinder/Cam (3046)
- 138290-02-717 Lock w/Cylinder/Cam (3047)
- 138290-02-718 Lock w/Cylinder/Cam (3048)
- 138290-02-719 Lock w/Cylinder/Cam (3049)
- 138290-02-720 Lock w/Cylinder/Cam (3050)

**Lock**




- 138290-03-711 Lock w/Cylinder/Cam (3041)
- 138290-03-712 Lock w/Cylinder/Cam (3042)
- 138290-03-713 Lock w/Cylinder/Cam (3043)
- 138290-03-714 Lock w/Cylinder/Cam (3044)
- 138290-03-715 Lock w/Cylinder/Cam (3045)
- 138290-03-716 Lock w/Cylinder/Cam (3046)
- 138290-03-717 Lock w/Cylinder/Cam (3047)
- 138290-03-718 Lock w/Cylinder/Cam (3048)
- 138290-03-719 Lock w/Cylinder/Cam (3049)
- 138290-03-720 Lock w/Cylinder/Cam (3050)

**Paddle Latch**



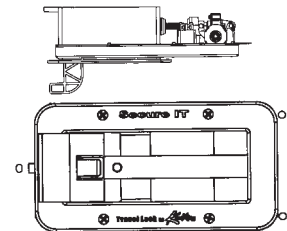
- 154900-04-01A Latch/Paddle, Non-Locking, Blk.
- 154900-04-02A Latch/Paddle, Non-Locking, White



**Paddle Latch**

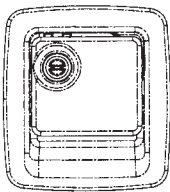
- 154900-01-701 Latch/Paddle-Comp. Door, #3041, Blk.
- 154900-01-702 Latch/Paddle-Comp. Door, #3042, Blk.
- 154900-01-703 Latch/Paddle-Comp. Door, #3043, Blk.
- 154900-01-704 Latch/Paddle-Comp. Door, #3044, Blk.
- 154900-01-705 Latch/Paddle-Comp. Door, #3045, Blk.
- 154900-01-706 Latch/Paddle-Comp. Door, #3046, Blk.
- 154900-01-707 Latch/Paddle-Comp. Door, #3047, Blk.
- 154900-01-708 Latch/Paddle-Comp. Door, #3048, Blk.
- 154900-01-709 Latch/Paddle-Comp. Door, #3049, Blk.
- 154900-01-710 Latch/Paddle-Comp. Door, #3050, Blk.
- 154900-01-711 Latch/Paddle-Comp. Door, #3041, Wht.
- 154900-01-712 Latch/Paddle-Comp. Door, #3042, Wht.
- 154900-01-713 Latch/Paddle-Comp. Door, #3043, Wht.
- 154900-01-714 Latch/Paddle-Comp. Door, #3044, Wht.
- 154900-01-715 Latch/Paddle-Comp. Door, #3045, Wht.
- 154900-01-716 Latch/Paddle-Comp. Door, #3046, Wht.
- 154900-01-717 Latch/Paddle-Comp. Door, #3047, Wht.
- 154900-01-718 Latch/Paddle-Comp. Door, #3048, Wht.
- 154900-01-719 Latch/Paddle-Comp. Door, #3049, Wht.
- 154900-01-720 Latch/Paddle-Comp. Door, #3050, Wht.

*Contact your Parts Administrator before ordering.*



**Travel Latch**

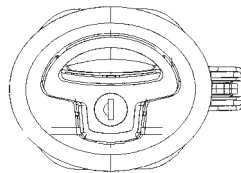
- 153651-02-01A Lock/Latch-Travel/Slideout w/Motor, LH, Black (Pce. Parts Only)
- 153651-02-701 Bracket/Mounting-Motor
- 153651-01-702 Cover/Boot-Seal
- 153651-01-701 Limit Switch
- 153651-02-700 Motor "R" f/LH Travel Lock
- 153651-03-01A Lock/Latch-Travel/Slideout w/Motor, RH, Black
- 153651-04-01A Lock/Latch-Travel/Slideout w/Motor LH or RH, Blk.



## Paddle Latch


138277-01-701 Latch/Paddle-Comp. Door, Blk.  
 138277-01-702 Latch/Paddle-Comp. Door, Blk.  
 138277-01-703 Latch/Paddle-Comp. Door, Blk.  
 138277-01-704 Latch/Paddle-Comp. Door, Blk.  
 138277-01-705 Latch/Paddle-Comp. Door, Blk.  
 138277-01-706 Latch/Paddle-Comp. Door, Blk.  
 138277-01-707 Latch/Paddle-Comp. Door, Blk.  
 138277-01-708 Latch/Paddle-Comp. Door, Blk.  
 138277-01-709 Latch/Paddle-Comp. Door, Blk.  
 138277-01-710 Latch/Paddle-Comp. Door, Blk.  
 138277-01-711 Latch/Paddle-Comp. Door, Wht.  
 138277-01-712 Latch/Paddle-Comp. Door, Wht.  
 138277-01-713 Latch/Paddle-Comp. Door, Wht.  
 138277-01-714 Latch/Paddle-Comp. Door, Wht.  
 138277-01-715 Latch/Paddle-Comp. Door, Wht.  
 138277-01-716 Latch/Paddle-Comp. Door, Wht.  
 138277-01-717 Latch/Paddle-Comp. Door, Wht.  
 138277-01-718 Latch/Paddle-Comp. Door, Wht.  
 138277-01-719 Latch/Paddle-Comp. Door, Wht.  
 138277-01-720 Latch/Paddle-Comp. Door, Wht.  
 138277-01-721 Latch/Paddle Locking, Comp. Door, Key One, #3041, Blk.  
 138277-01-722 Latch/Paddle Locking, Comp. Door, Key One, #3042, Blk.  
 138277-01-723 Latch/Paddle Locking, Comp. Door, Key One, #3043, Blk.  
 138277-01-724 Latch/Paddle Locking, Comp. Door, Key One, #3044, Blk.  
 138277-01-725 Latch/Paddle Locking, Comp. Door, Key One, #3045, Blk.  
 138277-01-726 Latch/Paddle Locking, Comp. Door, Key One, #3046, Blk.  
 138277-01-727 Latch/Paddle Locking, Comp. Door, Key One, #3047, Blk.  
 138277-01-728 Latch/Paddle Locking, Comp. Door, Key One, #3048, Blk.  
 138277-01-729 Latch/Paddle Locking, Comp. Door, Key One, #3049, Blk.  
 138277-01-730 Latch/Paddle Locking, Comp. Door, Key One, #3050, Blk.  
 138277-01-731 Latch/Paddle Locking, Comp. Door, Key One, #3041, Wht.  
 138277-01-732 Latch/Paddle Locking, Comp. Door, Key One, #3042, Wht.  
 138277-01-733 Latch/Paddle Locking, Comp. Door, Key One, #3043, Wht.  
 138277-01-734 Latch/Paddle Locking, Comp. Door, Key One, #3044, Wht.  
 138277-01-735 Latch/Paddle Locking, Comp. Door, Key One, #3045, Wht.  
 138277-01-736 Latch/Paddle Locking, Comp. Door, Key One, #3046, Wht.  
 138277-01-737 Latch/Paddle Locking, Comp. Door, Key One, #3047, Wht.  
 138277-01-738 Latch/Paddle Locking, Comp. Door, Key One, #3048, Wht.  
 138277-01-739 Latch/Paddle Locking, Comp. Door, Key One, #3049, Wht.  
 138277-01-740 Latch/Paddle Locking, Comp. Door, Key One, #3050, Wht.

Contact your Parts Administrator before ordering.



## Latch Asm.

152171-01-01A Latch/Paddle-Outer/Locking w/o Cylinder/Keys, Black  
 152171-01-02A Latch/Paddle-Outer/Locking w/o Cylinder/Keys, Brt. Wht.  
 152171-02-01A Latch/Paddle, Non-Locking, Black  
 152171-02-02A Latch/Paddle, Non-Locking, Brt. Wht.  
 152171-03-01A Latch/Inner, Black  
 152171-04-01A Spacer-Latch, Black  
 152171-05-01A Keeper-Latch, Steel  
 152171-06-01A Gasket-Latch, Foam  
 152171-07-01A Keeper-Latch, Steel  
 154066-51-001 Keys-Set of Two, R001  
 154066-51-002 Keys-Set of Two, R002  
 154066-51-003 Keys-Set of Two, R003  
 154066-51-004 Keys-Set of Two, R004  
 154066-51-005 Keys-Set of Two, R005  
 154066-51-006 Keys-Set of Two, R006  
 154066-51-007 Keys-Set of Two, R007  
 154066-51-008 Keys-Set of Two, R008  
 154066-51-009 Keys-Set of Two, R009  
 154066-51-010 Keys-Set of Two, R010



## Paddle Latch

154900-03-701 Latch/Paddle-Locking, Compt. Door Key One, #3041, Black  
 154900-03-702 Latch/Paddle-Locking, Compt. Door Key One, #3042, Black  
 154900-03-703 Latch/Paddle-Locking, Compt. Door Key One, #3043, Black  
 154900-03-704 Latch/Paddle-Locking, Compt. Door Key One, #3044, Black  
 154900-03-705 Latch/Paddle-Locking, Compt. Door Key One, #3045, Black  
 154900-03-706 Latch/Paddle-Locking, Compt. Door Key One, #3046, Black  
 154900-03-707 Latch/Paddle-Locking, Compt. Door Key One, #3047, Black  
 154900-03-708 Latch/Paddle-Locking, Compt. Door Key One, #3048, Black  
 154900-03-709 Latch/Paddle-Locking, Compt. Door Key One, #3049, Black  
 154900-03-710 Latch/Paddle-Locking, Compt. Door Key One, #3050, Black  
 154900-03-711 Latch/Paddle-Locking, Compt. Door Key One, #3041, White  
 154900-03-712 Latch/Paddle-Locking, Compt. Door Key One, #3042, White  
 154900-03-713 Latch/Paddle-Locking, Compt. Door Key One, #3043, White  
 154900-03-714 Latch/Paddle-Locking, Compt. Door Key One, #3044, White

154900-03-715 Latch/Paddle-Locking, Compt. Door Key One, #3045, White  
 154900-03-716 Latch/Paddle-Locking, Compt. Door Key One, #3046, White  
 154900-03-717 Latch/Paddle-Locking, Compt. Door Key One, #3047, White  
 154900-03-718 Latch/Paddle-Locking, Compt. Door Key One, #3048, White  
 154900-03-719 Latch/Paddle-Locking, Compt. Door Key One, #3049, White  
 154900-03-720 Latch/Paddle-Locking, Compt. Door Key One, #3050, White



## Latch Kit Interior/Exterior Rotary 3" Deadbolt

112782-17-701 Latch Kit-Interior/Exterior w/Icons  
 112782-17-702 Latch Kit-Interior/Exterior w/Icons  
 112782-17-703 Latch Kit-Interior/Exterior w/Icons  
 112782-17-704 Latch Kit-Interior/Exterior w/Icons  
 112782-17-705 Latch Kit-Interior/Exterior w/Icons  
 112782-17-706 Latch Kit-Interior/Exterior w/Icons  
 112782-17-707 Latch Kit-Interior/Exterior w/Icons  
 112782-17-708 Latch Kit-Interior/Exterior w/Icons  
 112782-17-709 Latch Kit-Interior/Exterior w/Icons  
 112782-17-710 Latch Kit-Interior/Exterior w/Icons

Supply Serial Number When Ordering.

## Case/Cylinder

(Not Shown)

110506-54-000 Case/Cylinder-Locking w/o Cam/Key, 1.25", 703170  
 110506-54-001 Case/Cylinder-Locking w/o Cam/Key, 1.25", 703171  
 110506-54-002 Case/Cylinder-Locking w/o Cam/Key, 1.25", 703172  
 110506-54-003 Case/Cylinder-Locking w/o Cam/Key, 1.25", 703173  
 110506-54-004 Case/Cylinder-Locking w/o Cam/Key, 1.25", 703174  
 110506-54-005 Case/Cylinder-Locking w/o Cam/Key, 1.25", 703175  
 110506-54-006 Case/Cylinder-Locking w/o Cam/Key, 1.25", 703176  
 110506-54-007 Case/Cylinder-Locking w/o Cam/Key, 1.25", 703177  
 110506-54-008 Case/Cylinder-Locking w/o Cam/Key, 1.25", 703178  
 110506-54-009 Case/Cylinder-Locking w/o Cam/Key, 1.25" 703179  
 110506-59-000 Keys-Set of Two, #597930  
 110506-59-001 Keys-Set of Two, #597931  
 110506-59-002 Keys-Set of Two, #597932  
 110506-59-003 Keys-Set of Two, #597933  
 110506-59-004 Keys-Set of Two, #597934  
 110506-59-005 Keys-Set of Two, #597935  
 110506-59-006 Keys-Set of Two, #597936  
 110506-59-007 Keys-Set of Two, #597937  
 110506-59-008 Keys-Set of Two, #597938  
 110506-59-009 Keys-Set of Two, #597939

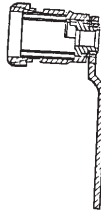
CONTINUED NEXT COLUMN

**Cam**

(Not Shown)

- 110506-60-000 Cam-Latching, Straight 2.4", #322276
- 110506-62-000 Cam-Latching, Straight 1.5", #322278
- 110506-64-000 Cam-Latching, Dog Leg, 1.8" Long
- 110506-66-000 Cam-Latching, Dog Leg, 1.5" Long
- 110506-68-000 Cam-Latching, Dog Leg, 1.3" Long
- 110506-69-000 Cam-Latching, Dog Leg, 1.3" Long
- 110506-70-000 Cam-Latching, Dog Leg, 1.3" Long
- 110506-71-000 Cam-Latching, Dog Leg, .86" Long
- 110506-74-000 Cam-Latching, Straight, 1.9" Long
- 110506-75-000 Cam-Latching, Dog Leg, 1.5" Long
- 110506-77-000 Cam-Latching, 1" Long
- 110506-78-000 Cam-Latching, 2.3" Long

**Lock Assemblies  
Fuel Fill and Water  
Fill Doors**



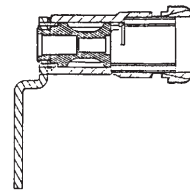
**Lock-1" Case w/2.4" Cam**

- 130005-01-701 Keyed #1
- 130005-01-702 Keyed #2
- 130005-01-703 Keyed #3
- 130005-01-704 Keyed #4
- 130005-01-705 Keyed #5
- 130005-01-706 Keyed #6
- 130005-01-707 Keyed #7
- 130005-01-708 Keyed #8
- 130005-01-709 Keyed #9
- 130005-01-710 Keyed #10
- 129676-01-000 Key - #1431
- 129676-02-000 Key - #1432
- 129676-03-000 Key - #1433
- 129676-04-000 Key - #1434
- 129676-05-000 Key - #1435
- 129676-06-000 Key - #1436
- 129676-07-000 Key - #1437
- 129676-08-000 Key - #1438
- 129676-09-000 Key - #1439
- 129676-10-000 Key - #1440

**Case/Cylinder**

(Not Shown)

- 110506-52-002 Case/Cylinder-Locking w/o Cam/Key, .65", 702372
- 110506-52-003 Case/Cylinder-Locking w/o Cam/Key, .65", 702373
- 110506-52-004 Case/Cylinder-Locking w/o Cam/Key, .65", 702374
- 110506-52-005 Case/Cylinder-Locking w/o Cam/Key, .65", 702375
- 110506-52-006 Case/Cylinder-Locking w/o Cam/Key, .65", 702376
- 110506-52-008 Case/Cylinder-Locking w/o Cam/Key, .65", 702378
- 110506-52-009 Case/Cylinder-Locking w/o Cam/Key, .65", 702379
- 110506-59-000 Keys-Set of Two
- 110506-59-001 Keys-Set of Two
- 110506-59-002 Keys-Set of Two
- 110506-59-003 Keys-Set of Two
- 110506-59-004 Keys-Set of Two
- 110506-59-005 Keys-Set of Two
- 110506-59-006 Keys-Set of Two
- 110506-59-007 Keys-Set of Two
- 110506-59-008 Keys-Set of Two
- 110506-59-009 Keys-Set of Two



**Lock**

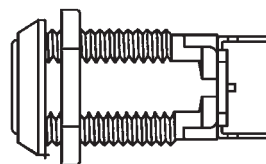
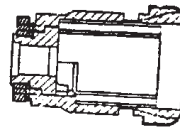
**Lock-1.5" Case w/1.6" Cam**

- 130005-02-701 Keyed #1
- 130005-02-702 Keyed #2
- 130005-02-703 Keyed #3
- 130005-02-704 Keyed #4
- 130005-02-705 Keyed #5
- 130005-02-706 Keyed #6
- 130005-02-707 Keyed #7
- 130005-02-708 Keyed #8
- 130005-02-709 Keyed #9
- 130005-02-710 Keyed #10
- 129676-01-000 Key - #1431
- 129676-02-000 Key - #1432
- 129676-03-000 Key - #1433
- 129676-04-000 Key - #1434
- 129676-05-000 Key - #1435
- 129676-06-000 Key - #1436
- 129676-07-000 Key - #1437
- 129676-08-000 Key - #1438
- 129676-09-000 Key - #1439
- 129676-10-000 Key - #1440

**Lock**

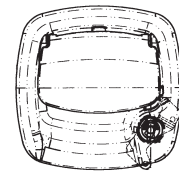
**Lock-1" Case w/1" Cam**

- 130005-03-701 Keyed #1
- 130005-03-702 Keyed #2
- 130005-03-703 Keyed #3
- 130005-03-704 Keyed #4
- 130005-03-705 Keyed #5
- 130005-03-706 Keyed #6
- 130005-03-707 Keyed #7
- 130005-03-708 Keyed #8
- 130005-03-709 Keyed #9
- 130005-03-710 Keyed #10
- 129676-01-000 Key - #1431
- 129676-02-000 Key - #1432
- 129676-03-000 Key - #1433
- 129676-04-000 Key - #1434
- 129676-05-000 Key - #1435
- 129676-06-000 Key - #1436
- 129676-07-000 Key - #1437
- 129676-08-000 Key - #1438
- 129676-09-000 Key - #1439
- 129676-10-000 Key - #1440



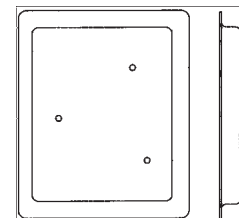
**Switch**

- 163097-01-000 Switch-SPST, Key Activated, w/2 Keys
- 163097-01-701 Key-#2341 (Miller Dial)
- 163097-01-700 Key-#2382 (Illinois Lock)




**Latch Paddle**

- 112782-24-701 Latch/Paddle-Locking, Compartment Door Key One, Black, #3041
- 112782-24-702 Latch/Paddle-Locking, Compartment Door Key One, Black, #3042
- 112782-24-703 Latch/Paddle-Locking, Compartment Door Key One, Black, #3043
- 112782-24-704 Latch/Paddle-Locking, Compartment Door Key One, Black, #3044
- 112782-24-705 Latch/Paddle-Locking, Compartment Door Key One, Black, #3045
- 112782-24-706 Latch/Paddle-Locking, Compartment Door Key One, Black, #3046
- 112782-24-707 Latch/Paddle-Locking, Compartment Door Key One, Black, #3047
- 112782-24-708 Latch/Paddle-Locking, Compartment Door Key One, Black, #3048
- 112782-24-709 Latch/Paddle-Locking, Compartment Door Key One, Black, #3049
- 112782-24-710 Latch/Paddle-Locking, Compartment Door Key One, Black, #3050



**Cover Latch Plate**

- 112782-25-01A Cover-Latch Plate, Black
- 112782-25-02A Cover-Latch, Plate, Brt. White



**Door Lock Kit**

- Black/Black Textured, w/o deadbolt.
- 052186-01-000 Door Lock Kit w/Key
- 101145-01-700 Deadbolt Kit-Black/Black
- If deadbolt is needed, order 101145-01-700. Will need modification.*





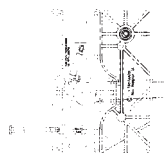
## Latch Key Cylinder

- 154066-01-01A Latch-Vise Action, Locking
- 154066-02-01A Latch-Vise Action, Non-Locking
- 154066-11-000 Hardware Kit w/Pawl/Cam, Straight (Shown)
- 154066-12-000 Hardware Kit w/Pawl/Cam/Offset
- 154066-13-000 Hardware Kit w/Pawl/Cam, Straight
- 154066-50-001 Case/Cylinder-Locking #1
- 154066-50-002 Case/Cylinder-Locking #2
- 154066-50-003 Case/Cylinder-Locking #3
- 154066-50-004 Case/Cylinder-Locking #4
- 154066-50-005 Case/Cylinder-Locking #5
- 154066-50-006 Case/Cylinder-Locking #6
- 154066-50-007 Case/Cylinder-Locking #7
- 154066-50-008 Case/Cylinder-Locking #8
- 154066-50-009 Case/Cylinder-Locking #9
- 154066-50-010 Case/Cylinder-Locking #10
- 154066-51-001 Keys-Set of 2, #1 R001
- 154066-51-002 Keys-Set of 2, #2 R002
- 154066-51-003 Keys-Set of 2, #3 R003
- 154066-51-004 Keys-Set of 2, #4 R004
- 154066-51-005 Keys-Set of 2, #5 R005
- 154066-51-006 Keys-Set of 2, #6 R006
- 154066-51-007 Keys-Set of 2, #7 R007
- 154066-51-008 Keys-Set of 2, #8 R008
- 154066-51-009 Keys-Set of 2, #9 R009
- 154066-51-010 Keys-Set of 2, #10 R010



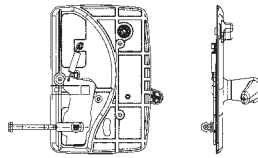
## Latch Asm.

- 113636-01-01A Latch Asm. Rotary, Off White
- 113636-02-01A Plate-Inside w/Deadbolt, Black
- 113636-03-01A Latch-Single Rotor, Mill Finish
- 113636-01-700 Key-Blank G-Series, Deadbolt TRI-1-99
- 045017-11-701 Key-Blank F-Series
- 112782-01-701 Key-Blank, Deadbolt TM151-200
- 112782-01-700 Key-Blank, Deadbolt TM-100-150



## Latch Asm.

- 112782-22-01A Latch-Single Rotor
- 112782-23-01A Latch-Ext., Common Key



## Latch-Interior Plate

- 112782-27-01A Latch-Interior Plate, White
- 112782-27-711 Latch-Exterior w/Icon, #3041
- 112782-27-712 Latch-Exterior w/Icon, #3042
- 112782-27-713 Latch-Exterior w/Icon, #3043
- 112782-27-714 Latch-Exterior w/Icon, #3044
- 112782-27-715 Latch-Exterior w/Icon, #3045
- 112782-27-716 Latch-Exterior w/Icon, #3046
- 112782-27-717 Latch-Exterior w/Icon, #3047
- 112782-27-718 Latch-Exterior w/Icon, #3048
- 112782-27-719 Latch-Exterior w/Icon, #3049
- 112782-27-720 Latch-Exterior w/Icon, #3050
- 112782-27-702 Latch-Single Rotor/PTL Door
- 112782-27-701 Latch-Interior Plate, Black

## Key Lock Case Asm.

- 138637-52-000 Case Asm.-Key Lock, .9"
- 138637-52-001 Case Asm.-Key Lock, .9"
- 138637-52-002 Case Asm.-Key Lock, .9"
- 138637-52-003 Case Asm.-Key Lock, .9"
- 138637-52-004 Case Asm.-Key Lock, .9"
- 138637-52-005 Case Asm.-Key Lock, .9"
- 138637-52-006 Case Asm.-Key Lock, .9"
- 138637-52-007 Case Asm.-Key Lock, .9"
- 138637-52-008 Case Asm.-Key Lock, .9"
- 138637-52-009 Case Asm.-Key Lock, .9"
- 138637-51-000 Key Set
- 138637-51-001 Key Set
- 138637-51-002 Key Set
- 138637-51-003 Key Set
- 138637-51-004 Key Set
- 138637-51-005 Key Set
- 138637-51-006 Key Set
- 138637-51-007 Key Set
- 138637-51-008 Key Set
- 138637-51-009 Key Set
- 138637-53-001 Case/Cylinder-Locking-w/o Cam/Key 1.5"
- 138637-53-002 Case/Cylinder-Locking-w/o Cam/Key 1.5"
- 138637-53-003 Case/Cylinder-Locking-w/o Cam/Key 1.5"
- 138637-53-004 Case/Cylinder-Locking-w/o Cam/Key 1.5"
- 138637-53-005 Case/Cylinder-Locking-w/o Cam/Key 1.5"
- 138637-53-006 Case/Cylinder-Locking-w/o Cam/Key 1.5"
- 138637-53-007 Case/Cylinder-Locking-w/o Cam/Key 1.5"
- 138637-53-008 Case/Cylinder-Locking-w/o Cam/Key 1.5"
- 138637-53-009 Case/Cylinder-Locking-w/o Cam/Key 1.5"



## Keys

- (A) 045017-01-701 Blank Key Tri/Mark
- (B) 045017-11-701 Blank Key Tri/Mark TM201-250
- (C) 082684-01-700 Hudson Key BH024
- (D) 102328-01-000 Barrel Key Hood/RR Cap
- (E) 110506-59-701 Key Blank Gold (Strattec)
- (F) 112782-01-700 Key, Blank Deadbolt (Original Key TRI 001-099) KS 700
- (G) 112782-01-701 Key-Blank, Deadbolt (Original Key TRI 151-200) KS 400
- (H) 112782-01-700 Key-Blank, Deadbolt (Original Key TRI 100-150)
- (I) 129685-01-701 Key One-Blank
- (J) 113636-01-702 Key-Blank, Deadbolt TRI-201-259
- (K) 112949-03-000 Key-Cut, TM500
- (L) 095229-01-700 Key-Blank, Deadbolt
- (M) 112782-18-700 Key-Blank, Deadbolt

## Reversible Key

- 138288-01-000 Key-Reversible, #1151
- 138288-02-000 Key-Reversible, #1152
- 138288-03-000 Key-Reversible, #1153
- 138288-04-000 Key-Reversible, #1154
- 138288-05-000 Key-Reversible, #1155
- 138288-06-000 Key-Reversible, #1156
- 138288-07-000 Key-Reversible, #1157
- 138288-08-000 Key-Reversible, #1158
- 138288-09-000 Key-Reversible, #1159
- 138288-10-000 Key-Reversible, #1150
- 138288-11-000 Key-Reversible, #3041
- 138288-12-000 Key-Reversible, #3042
- 138288-13-000 Key-Reversible, #3043
- 138288-14-000 Key-Reversible, #3044
- 138288-15-000 Key-Reversible, #3045
- 138288-16-000 Key-Reversible, #3046
- 138288-17-000 Key-Reversible, #3047
- 138288-18-000 Key-Reversible, #3048
- 138288-19-000 Key-Reversible, #3049
- 138288-20-000 Key-Reversible, #3050
- 138288-11-701 Key-Blank (KS301)



## Tri/Mark Keys

- 129676-01-000 Key-#1431
- 129676-02-000 Key-#1432
- 129676-03-000 Key-#1433
- 129676-04-000 Key-#1434
- 129676-05-000 Key-#1435
- 129676-06-000 Key-#1436
- 129676-07-000 Key-#1437
- 129676-08-000 Key-#1438
- 129676-09-000 Key-#1439
- 129676-10-000 Key-#1440



Tab number is the last digit of Winnebago Serial Number.

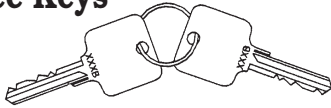


**Keys**

(Not Shown)  
 163097-01-701 Key - #2341 (Miller Dial)  
 163097-01-700 Key - #2382 (Illinois Lock)

**Strattec Keys**

Set of 2

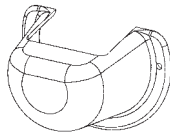


- 110506-59-000 Keys-#705590
- 110506-59-001 Keys-#705591
- 110506-59-002 Keys-#705592
- 110506-59-003 Keys-#705593
- 110506-59-004 Keys-#705594
- 110506-59-005 Keys-#705595
- 110506-59-006 Keys-#705596
- 110506-59-007 Keys-#705597
- 110506-59-008 Keys-#705598
- 110506-59-009 Keys-#705599

Last digit of part number is last digit of Winnebago Serial Number.

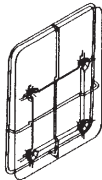
**Latch Cover**

156591-01-01A Cover-Latch/Valance Door



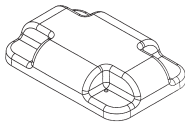
**Latch Cover**

125257-01-01A Cover-Latch Valance Door, Blk.  
 125257-01-02A Cover-Latch, Valance Door, White



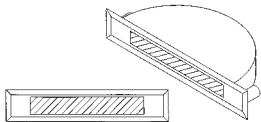
**Latch Cover**

141856-01-01A Cover- Latch, Valance Inner, B/W

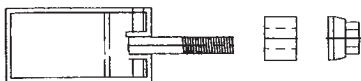


**Latch**

119728-01-701 Handle Latch-Swivel Large, 5.5" Across



119728-01-700 Handle Latch-Swivel Small, 4.1" Across (Shown)



**Swell Latch**

121175-01-01A Latch-Swell, Black 87.2 x 28.6  
 121175-02-01A Latch-Swell, Black 100.3 x 28.6



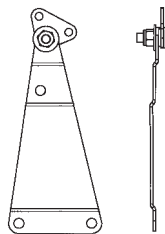
**Latch**

111564-01-000 Spring-Latch, Flat



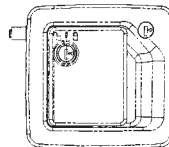
**Door Spring**

136843-01-01A Spring-f/Sliding Door



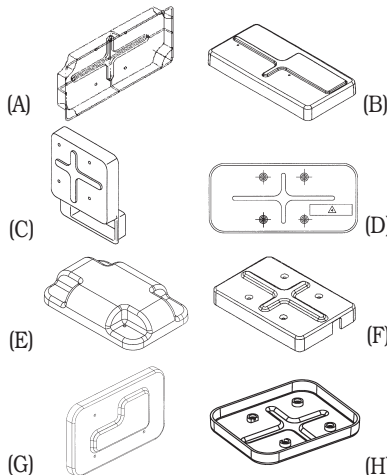
**Pivot/Latch**

163715-01-02B Pivot/Latch



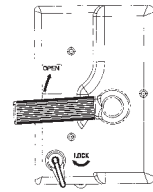
**Latch Asm.**

144998-01-01A Latch Asm.-Rotary, Off/White




**Latch Cover**

- (A) 122277-02-01A Cover-Latch, Black
- (B) 135318-01-01A Cover-Latch, Inner, Brt. White
- (C) 140382-01-01A Cover-Latch, Inner, Brt. White
- (D) 137359-01-01A Cover-Latch, White
- (E) 144172-01-01A Cover-Latch, Brt. Wht.
- (F) 122277-06-02A Cover-Latch, White
- (G) 151904-01-01A Cover-Latch, Black
- (H) 137359-02-01A Cover-Latch, Bright White



**Latch Cover**

128913-01-700 Handle, Inside



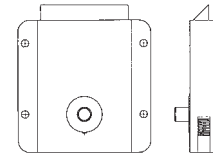
**Slide Bolt Control Knob - Black**

081905-01-000 Knob-Control, Slide Bolt w/Lock Stamp 2.1" x .8", RT  
 081905-02-000 Left Knob-Control, Slide Bolt, w/Lock Stamp, 2.1" x .8", Left



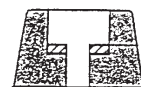
**Door Stop Block**

084465-01-000 Block, Door Mounted, Plastic



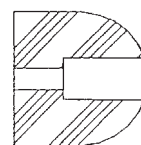
**Latch-Sliding, Flush-Black**

153353-01-01A Latch-Sliding/Flush-Black



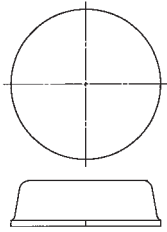
**Rubber Bumper**

117047-01-000 Bumper-Rubber  
 117047-02-000 Bumper-Rubber




**Rubber Bumper**

117046-01-000 Bumper-Rubber, Round End 1"  
 117046-02-000 Bumper-Rubber, Round End 1-1/2"



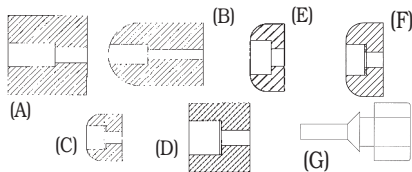
**Rubber Bumper**

153498-01-01A Bumper-Rubber, Protective, White  
153498-01-02A Bumper-Rubber, Protective, Black



**Bumpers**

(A) 069726-02-000 7/8" x 3/8" w/Dimple  
(B) 081914-01-000 3/8" x 3/16" Rounded  
(C) 023320-01-000 Pad-Felt 3/8" Dia., Brown  
(D) 004354-01-000 Rubber-Bumper, Brn. .5"  
(E) 081914-02-000 Rubber-Bumper, Blk. .370"  
(F) 120760-01-000 Bumper-Rubber, Clear 3/4"  
(Blk. Shown)  
(G) 081914-03-000 Bumper-Rubber, Square, .5" W  
x 13/64" Thick-Black  
(H) 081914-04-000 Bumper-Rubber, Round, 1/2"  
Dia. x 1/8" Thick-Clear



**Rubber Bumper**

(A) 120863-01-000 Bumper-Rubber, 1-1/4" x 1-1/4", Black  
(B) 120863-02-000 Bumper-Rubber, 1" x 1-1/2", Black  
(C) 120863-05-000 Bumper-Rubber, 3/4" x 3/8", Black  
(D) 120863-07-000 Bumper-Rubber, .7" x .7" Gray  
(E) 120863-03-000 Bumper-Rubber 1/2" x 1/4" Black  
(F) 120863-09-000 Bumper-Rubber/Radius Top 3/4" x 3/8", Lt. Gray  
(G) 120863-10-000 Bumper-Rubber/Radius Top, Pull 1"



**Foam Pad**

148217-01-01A Pad-Urethane Foam w/Adhesive Back, 1/4" x 2" x 2", Black (Shown)  
148217-02-01A Pad-Urethane Foam w/Adhesive Back, 1/4" x 2" x 1", Black

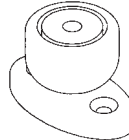
**Catch, Screen Door**

100412-01-000 Catch, Screen Door



**Door Holder 1-1/2"**

Plunger and Socket  
009101-02-000 Female/Male Set



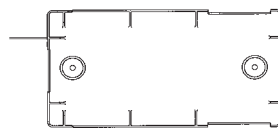
**Elbow Catch**

009016-01-000 Elbow Catch




**Lift Hook**

137463-01-01A Lift-Hook, Satin Brass



**Bracket Cover**

141072-01-02A Cover-Bracket, Latch, Med. Oak



**Bracket Cover**

148362-01-01A Cover-Bracket, Strike, B/W  
148362-01-02A Cover-Bracket-Strike, Medium Oak

**Door Striker**

123783-01-01A Striker-Door, Mill



**Door Strike**

148364-01-04B Strike-Door, Screen, Blk.

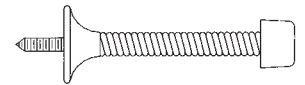

**Door Catch Bracket**

145539-01-02B Bracket-Door Catch



**Door Catch (Stop)**

102768-01-000 Metal Door Catch

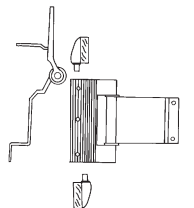


**Stop**

103194-01-000 Stop, Door Bath

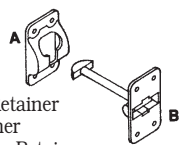
**Entrance and Screen Door Hinge**

024650-01-000 Hinge  
002712-01-000 Pin, Upper  
002329-01-700 Nylon Washer



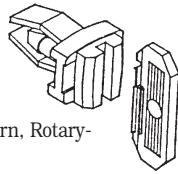
**Door Holder (Catch)**

(A) 104099-02-01A Off White Retainer  
(A) 104099-02-02A Gray Retainer  
(A) 104099-02-04A Bright White Retainer  
(A) 104099-02-05A Black-Retainer  
(B) 104099-01-01A Off White Strike  
(B) 104099-01-04A Bright White Strike  
(B) 104099-03-04A Bright White Strike, 6"  
(B) 104099-01-05A Black-3.9" Strike  
(B) 104099-03-05A Black-6" Strike  
(B) 104099-02-06A Pewter-Retainer



**Rotary Latch**

086755-01-000 Latch, 1/4 Turn, Rotary-Plastic, Black




**Roller Latch**

(A) 109403-01-000 Catch Asm. Single Roller  
(B) 063638-01-000 Screen Door Strike

**Clip-X-Mas Tree**


157373-01-01A Clip-X-Mas Tree Arrow Head, White



**Body Panel Clip**

(CHRISTMAS TREE CLIP)

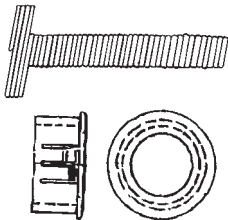
094362-02-000 Long, Binder Head, .9", Any Color  
080211-03-000 Clip-Mounting (X-Mas Tree) w/Panel Retaining Head, 3/4" Shank



**Wire Protector**

11-3/4" x 3/8".

077222-01-000 Wire Protector  
008384-01-000 Grommet-Snap, 3/4" Dia., Nylon



**1/16" Stainless Steel Cable**

Vinyl coated.

076767-04-000 5.9"  
076767-01-000 12"  
076767-05-000 15.5"  
076767-14-000 14.9"  
076767-15-000 9.8"  
076767-17-000 3.9"



**Rod-Hood Latch**

145521-06-01A Rod-Hood, Latch  
145521-07-01A Rod-Hood, Latch  
145521-08-01A Rod-Hood, Latch



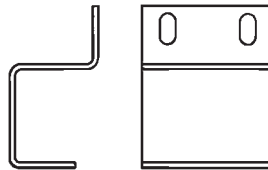
**Rod Latch**

132873-01-000 Rod-Latch (Blank), RH



**Latch-Hood**

160247-02-02B Latch Hood, Front End



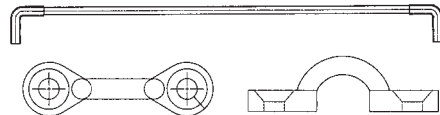
**Latch**

135231-01-01A Latch-Compression-Black



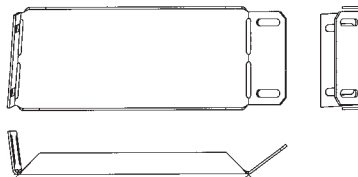
**Rod-Entrance Door**

127647-01-01A Rod-Awning Guard, Entrance Door, 17.8"  
127647-02-01A Rod-Awning Guard, Entrance Door, 12.7"  
127960-01-01A Retainer, Eye, 3/8", Stainless Steel  
127647-03-01A Rod-Awning Guard, Entrance Door, 19.4"



**Bracket/Support**

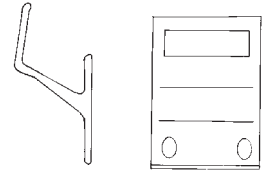
156216-01-02B Bracket/Support-Striker/RH  
156216-02-02B Bracket/Support-Striker/LH



**Door Strike**

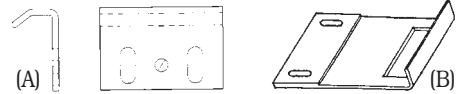
3.7" x 2.5".

093061-01-02A Black Door Strike



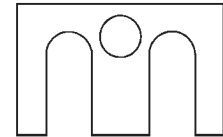
**Door Strike**

(A) 107719-01-01A Strike, Valance Door, Mill  
(B) 087281-02-000 2.9" x 3.6", Gray




**Shim Striker**

120494-06-02B Shim Striker-Luggage Door 5/64"



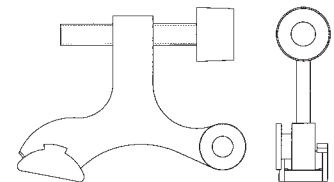
**Shim Striker**

136765-01-01A Shim-Striker, 5/16" Thick, Engine Cover



**Hinge Pin**

155436-01-01A Door Stop, Hinge Pin, Satin Nickel



**Prop Rod**

155346-03-04B Prop Rod, 10.6", Blk  
155346-04-04B Prop Rod, 15.3", Blk  
155346-05-04B Prop Rod, 16.8", Blk  
155346-07-04B Prop Rod, 17.3", Blk



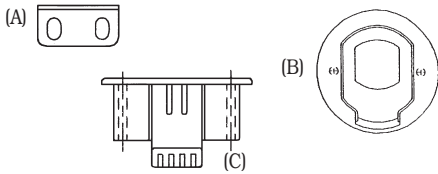
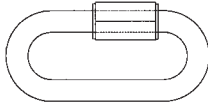


**Clip Spring**

089329-02-000 Clip Spring, .230

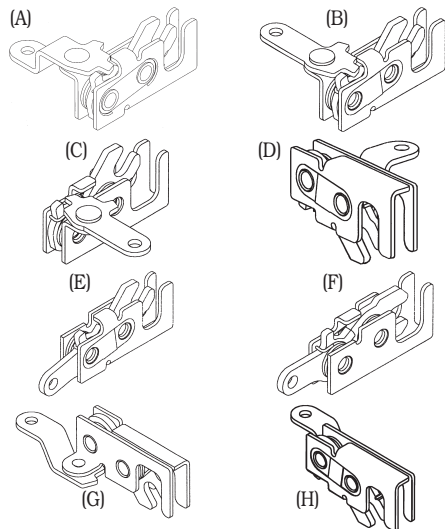
**Link**

139818-01-01A Link-Quick, Stainless Steel



**Latch**

(A) 113375-02-01A Strike-Door, Chrome  
 (B) 113375-06-01A Latch-Slam, Face Black .7" Thick  
 (C) 113375-04-03A Latch-Slam, Face VW Dk. Gray



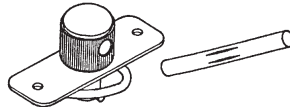
**Latch**

(A) 149359-01-01A Latch-Single, Rotor Mini  
 (B) 149359-02-01A Latch-Single, Rotor-Mini, RH  
 (C) 149359-03-01A Latch-Single, Rotor-Mini, LH  
 (D) 149359-04-01A Latch-Single, Rotor-Mini, LH-Zinc  
 (E) 149359-05-01A Latch-Single Rotor, Mini, RH, Zinc  
 (F) 149359-06-01A Latch-Single Rotor, Mini, LH, Zinc  
 (G) 149359-07-01A Latch-Single Rotor, Mini, RH, Zinc  
 (H) 149359-08-01A Latch-Single Rotor-Mini/Left Hand



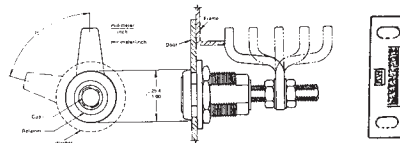
**Rotary Release**

119952-07-000 Wire-Latch Release Rotary



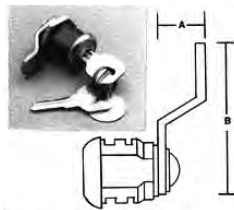
**Latch 1/4 Turn, T-Bar**

098196-01-000 Latch 1/4 Turn, T-Bar



**Latch-Vise Action**

Uses barrel key.  
 102330-01-000 Latch  
 102329-01-000 Metal Striker, 2-1/2" x 3/4"

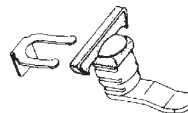


**Key Lock**

042441-01-000 Lock w/o Keys  
 (A) =3/8" (B)=1/2"  
 047305-01-000 Lock w/o Keys  
 (A)=5/8" (B)=1-7/8"  
 079366-03-000 Lock w/o Keys w/Washers  
 (A)=1-1/4" (B)=1-1/8"  
 082684-01-700 Single Key Hudson

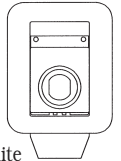
**Twist Lock and Clip**

009003-01-000 Lock Asm. Twist Type w/Clip  
 043942-01-000 1/4 Turn, White Plastic



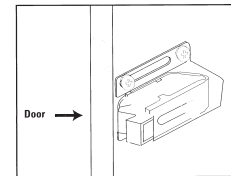
**Paddle Latch**

111916-05-700 Paddle Latch (Raised)  
 110506-40-700 Hardware Kit  
 110506-52-002 Case Asm.-Key Lock  
 110506-59-000 Key Set  
 111916-03-01A Housing-Latch, Off White  
 111916-05-01A Paddle-Latch, Raised Lock O/W  
 111916-06-01A Bolt-Slide, Latch, Off White  
 111916-08-01A Gasket-Latch, Paddle, White




**Latch Draw**

116737-01-01A Latch, Draw Adjustable, Zinc-Yellow Handle



**Hurricane Door Latch**

143914-01-000 Latch-Hurricane, Door

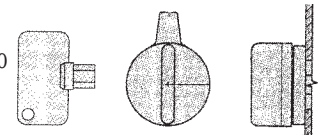


**Door Strike**

039539-01-000 Strike-Entrance Door Lock  
 039540-01-000 Latch Asm.-Hook Int. Door (Shown)

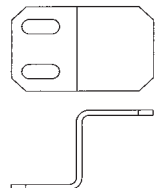
**Latch**

102330-01-000 Latch, Single Hole, Vise Action  
 (E3-55-715-50)  
 102330-02-000 Latch, Single Hole, Vise Action  
 (E3-56-715-50)  
 102330-03-000 Latch, Single Hole, Vise Action  
 (E3-54-715-50)  
 102328-01-000 Key




**Latch Zee/Keeper**

154969-01-02B Zee Keeper, Latch





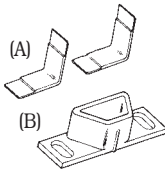


**Latch Draw and Keeper**

133701-01-01A Latch, Draw Mill  
133701-02-01A Keeper, Mill

**Drawer Glide**

(A) 037688-02-000 Glide, Side  
(B) 037688-05-000 Bracket, Rear



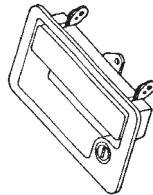
**Finger Pull - Oval Sliding Door**

098410-01-01A Finger Pull, Oval Sliding Door




**Latch - Outside**

Cab doors right and left. Set of 3. No key included.  
045017-11-701 Key, Blank  
045017-11-703 Cylinder-Lock Asm. w/Keys



**Latch - Inside**

102237-01-01A LH Black  
102237-02-01A RH Black



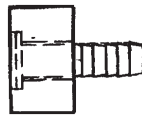
**Roller-Hanger**

107390-02-000 Hanger Corner Double (Dbl. Roller w/Bracket)



**Guide**

107391-01-000 Guide-Bottom, By-Pass

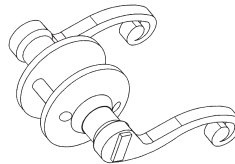


**Roller**

079921-01-000 Roller-Nylon w/Shaft

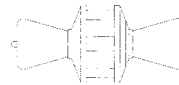
**Lock**

146064-01-01A Lock-Privacy, Pol. Brass  
146064-01-02A Lock-Privacy, Satin Pewter  
146064-02-01A Lock-Passage, Polished Brass  
146064-02-02A Lock-Passage, (Non-Locking) Lever Style, Pewter



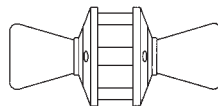

**Lock**

146064-05-01A Lock/Privacy, Satin Nickel Knob  
146064-05-02A Lock/Privacy, Brass



**Lock**

146064-07-01A Lock/Privacy (Locking) Lever Style, Satin Nickel  
146064-08-01A Lock/Passage (non-Locking) Lever Style, Satin Nickel

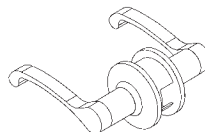


**Lock**

146064-06-01A Lock-Passage, Satin Nickel Knob  
146064-06-02A Lock-Passage, (Non-Locking) "Tulip" Style Knob-Brass

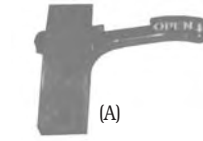
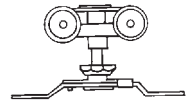
**Door Knob**

146063-01-01A Lock-Privacy-Pol. Brass



**Sliding Door Hanger**

009156-01-000 Sliding Door Hanger



(A)



(B)



(C)



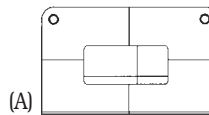
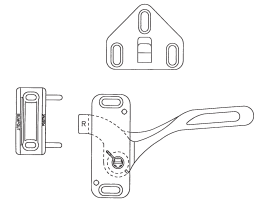
(D)

**Screen Door Latch Parts**

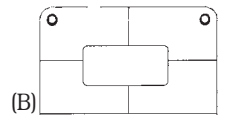
(A) 162100-02-719 Keeper f/Screen Latch  
(B) 162100-02-720 Strike f/Screen Latch  
(C) 162100-02-721 Keeper f/Screen Latch  
(D) 162100-02-722 Spacer/Strike f/Screen Door Latch

**Screen Door Latch**

132915-01-01A Latch, Screen Door, Black



(A)



(B)



(C)


**Latch Asm.**

(B) 145939-02-01A Latch Asm.-Slide, Door-Brass 1-3/8" Door  
(A) 145939-04-01A Latch Asm.-Slide, Aisle Door, 1" Door, Brass/Black  
(A) 145939-04-02A Latch Asm.-Slide, Aisle Door, 1" Door, Nickel/Black  
(C) 145939-05-01A Rod/Latch, Aisle Door, Brass  
(C) 145939-05-02A Rod/Latch, Aisle Door, Nickel  
145939-03-700 Plate/Flat-Plastic, Black (Not Shown)

# HARDWARE



(A)

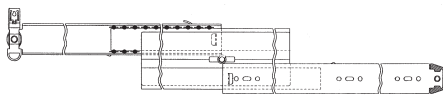


(B)

(C)

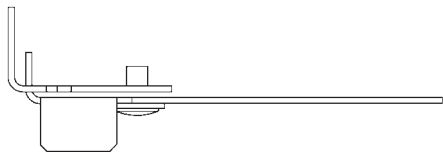
## Screen Door Latch

- (A) 128913-01-731 Latch-Screen Door  
 (B) 128913-01-709 Striker-Screen Door/Frame Mount  
 (C) 128913-01-710 Striker-Latch, Screen Door  
 128913-15-713 Door Check Kit w/Housing  
 (Includes Slide Bar/Mount Bracket/Housing, Guide Block, Stop Bumpers & Hdwe.)




## Slide

- 134576-01-000 Slide/Rail, Heavy Duty 22", LH  
 134576-02-000 Slide/Rail Heavy Duty, 22", RH  
 134576-03-000 Bracket/Strip f/22" Slide Rail




## Catch Drawer

- 159052-01-02B Catch-Drawer w/Angle Catch (Shown)  
 100414-01-000 Spring-Catch, 3/8" OD x 1.5"  
 159052-02-02B Catch-Drawer w/Angle Catch




## Sliding Door Hanger

- Tricycle hangers glide smoothly, easily and quietly.  
 103874-01-000 Sliding Door Hanger



## Slide Asm.

- 146260-01-01A Slide Asm.-Full Extension, 8"



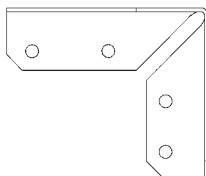
## Drawer/Cabinet Slide

- 153000-01-01A Slide-Cabinet Mount, 11.8"  
 153000-02-01A Slide-Drawer Mount, 11.8"  
 153000-03-01A Slide-Cabinet Mount, 13.8"  
 153000-04-01A Slide-Drawer Mount, 13.8"  
 153000-05-01A Slide-Cabinet Mount, 15.7"  
 153000-06-01A Slide-Drawer Mount, 15.7"  
 153000-07-01A Slide-Cabinet Mount, 17.7"  
 153000-08-01A Slide-Drawer Mount, 17.7"  
 153000-09-01A Slide-Cabinet Mount, 19.7"  
 153000-10-01A Slide-Drawer Mount, 19.7"  
 153000-11-01A Slide-Cabinet Mount, 21.6"  
 153000-12-01A Slide-Drawer Mount, 21.6"  
 153000-13-01A Backsocket-Drawer Slide  
 153000-14-01A Slide-Cabinet Mount 23.6"  
 153000-15-01A Slide-Drawer Mount, 23.4"  
 153000-16-01A Slide-Cabinet Mount, 7.9"  
 153000-17-01A Slide-Drawer Mount, 7.7"  
 153000-18-01A Slide-Cabinet Mount, 9.8"  
 153000-19-01A Slide-Drawer Mount, 9.6"  
 153000-20-01A Slide-Cabinet Mount, 8.1"  
 153000-21-01A Slide-Cabinet Mount, 7.9"

## Backsocket


(Not Shown)

- 128811-01-02A Backsocket-Adjustable, Left  
 128811-02-02A Backsocket-Adjustable, Right



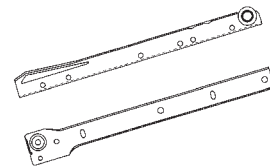
## Bracket/Shelf

- 152900-01-02B Bracket-Shelf, Slideout, RH (Shown)  
 152900-02-02B Bracket-Shelf, Slideout, LH



## Cabinet & Drawer Slide

- 134669-02-01A Slide Drawer, 16" RH & LH



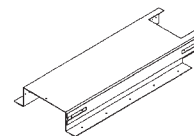
## Drawer Slide Kit

- 128810-01-700 Kit, Slide Drawer, Right & Left 12"  
 128810-05-700 Kit, Slide Drawer, Right & Left 14"  
 128810-13-700 Kit, Slide Drawer, Right & Left 18"  
 128810-17-700 Kit, Slide Drawer, Right & Left 20"  
 128810-25-700 Kit, Slide Drawer, Right & Left 24"  
 Each kit includes a right and left slide for the drawer and the cabinet and a right & left adjustable backsocket.




## Drawer Slide

- 128810-29-01A Slide-Drawer, 9" Left. Cab.  
 128810-30-01A Slide-Drawer, 9" Right Cab.  
 128810-31-01A Slide-Drawer, 9" Left Drawer  
 128810-32-01A Slide-Drawer, 9" Right Drawer

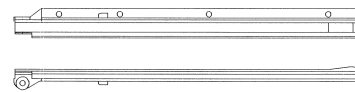


## Pullout Base

- 150718-01-02B Base/Slide f/Pullout Cabinet



CABINET



DRAWER

## Drawer Slide

- 133892-01-01A Slide-Drawer, 16.6" Left Cabinet  
 133892-02-01A Slide-Drawer, 16.6" Right Cabinet  
 133892-03-01A Slide-Drawer, 14.7" Left Drawer  
 133892-04-01A Slide-Drawer, 14.7" Right Drawer  
 133907-01-01A Backsocket, Right Hand  
 133907-02-01A Backsocket, Left Hand

## Bracket

- 145739-01-000 Bracket-Rear Mount



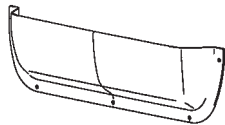
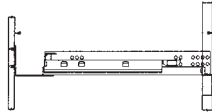
**Locking Mechanism**

145739-02-000 Locking Mechanism, Left  
 145739-03-000 Locking Mechanism, Right



**Drawer Slide**

145739-04-000 Slide  
 Drawer, 12" Full Extended

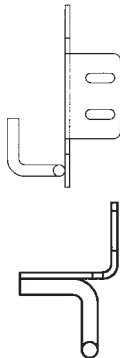


**Pocket-Map**

139405-01-01A Pocket-Map, Driver, Glacier  
 139405-02-01A Pocket-Map, Passenger, Glacier  
 139405-01-02A Pocket-Map, Driver, Riverstone  
 139405-02-02A Pocket-Map, Passenger, Riverstone

**Pocket Door Guide**

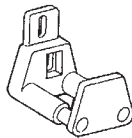
149607-01-02B Guide f/Pocket Door, 1.6" Bent Rod  
 149607-03-02B Guide f/Pocket Door, 2.5" Bent Rod  
 149607-04-02B Guide f/Pocket Door 2.4" Bent Rod  
 149607-06-02B Guide f/Pocket Door 1.8" Bent Rod  
 149607-05-02B Guide f/Pocket Door 1.6" Bent Rod  
 149607-07-02B Guide f/Pocket Door, .8" Bent Rod



**Pocket Guide - Sliding Door**

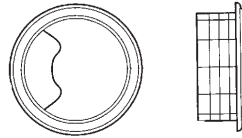
Molded nylon guide provides a sure smooth glide. Wall mounted.

064467-01-000 Pocket Guide-Sliding Door



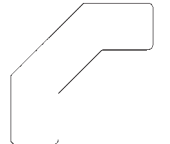
**Latch & Catch Asm.**

080224-01-705 Latch & Catch Asm., Almond



**Grommet**

137014-01-01A Grommet-Cable, Almond  
 137014-01-02A Grommet-Cable, Brown  
 137014-01-03A Grommet-Cable, Black

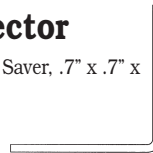


**Corner Key**

160421-01-01A Key Corner, Slideout Trim, Black

**Corner Protector**


130262-01-000 Protector-Corner Saver, .7" x .7" x 48", Clear  
 130262-04-000 Protector-Corner, .4" x .7" x 48", Clear



**Corner Protector**

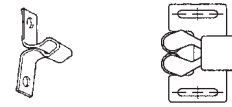
Delicate, transparent cap with plastic construction. Easy mounting to slideout corner. Providing adequate protection against sharp corner.

135275-01-01A Protector-Corner, Slideout



**Corner Protector**

156151-01-01A Protector-Corner, Slideout, Black  
 156151-01-02A Protector-Corner, Slideout, B/W



**Catch and Strike**

093586-03-000 Roller Catch Brn., .377", Closed 3.8 lbs., Open 11 Lbs. Pressure  
 093586-04-000 Strike-Spring Steel, 1.14"  
 093586-06-000 Catch-w/Strike, Spring Roller, .236"/Spring Steel .943", Closed 2.9 Lbs., Open 8.8 Lbs. Pressure

**Twin Ball Catch**

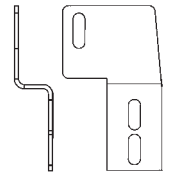
Pressure is adjustable with a screwdriver. Brass.

084451-01-000 Catch & Latch, 1.7"-Brass  
 084451-02-000 Catch & Latch, 1.9"-Brass




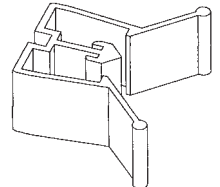
**Trunk Latch**

164909-01-02B Latch-Door-Trunk, RH (Shown)  
 164909-02-02B Latch-Door-Trunk, LH



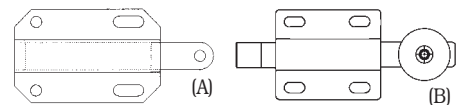
**Catch-Shower Door**

115011-03-707  
 Catch/Shower Door, T-Flap Style, Safety, Black



**Flush Mount Catch**

097800-01-000 Catch Flush Mount Positive



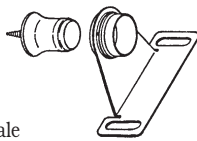
**Plunger Asm.**

(A) 113908-01-000 Plunger Asm. Bolt, 6.1"  
 (A) 113908-02-000 Plunger Asm. Bolt, 12.5"  
 (B) 113908-03-000 Latch/Plunger, Bolt, 6.1"

# HARDWARE


## Bulldog Latch and Catch

Brown.  
009013-01-000 Male & Female



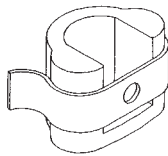
## White Nylon Roller Catch

093213-01-000 Nylon Roller Catch, White



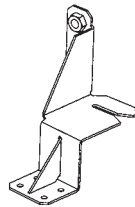
## Catch Assembly

129703-01-01A Catch Asm.



## Bracket/Strike

161691-01-02B Bracket/Strike Latch, RH (Shown)  
161691-02-02B Bracket/Strike-Latch-LH



## Striker Bracket

144208-02-02B Bracket-Striker, Hood

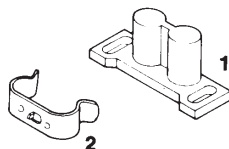
## Hood Latch Strike

137679-01-02B Strike-Hood Latch



## Nylon Catch and Strike

(1) 009021-01-000 Nylon Catch, White, Min. of 10  
(2) 009021-02-000 Metal Strike, Brass, Min. of 10

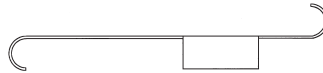
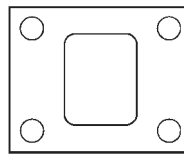


## Spring

115541-01-000 Spring-Door, Sliding

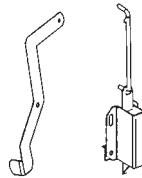
## Spacer/Latch

164912-01-02B Spacer-Latch/Hood



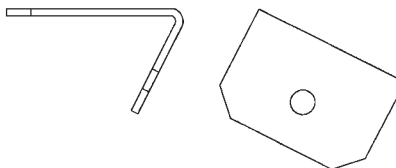
## Lock Out Spring

139342-02-000 Spring-Lock Out



## Hood Latch

131545-01-02B Latch Handle, Hood, RH  
131545-02-02B Latch Handle, Hood, LH  
113908-01-000 Plunger Asm. Bolt  
131606-01-01A Rod-Latch Hood



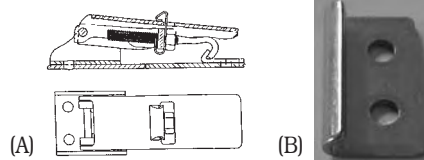
## Hood Stop

157013-01-02B Angle-Hood Stop



## Magnetic Catch

137018-01-01A Catch-Magnetic  
137018-03-01A Bracket-Mounting



## Latch and Strike

(A) 116975-01-01A Latch Asm.-Black w/o Strike  
(B) 116975-02-01A Keeper/Strike-Mill

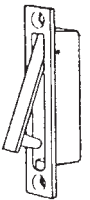
## Catch/Pin

117431-01-707 Catch/Pin



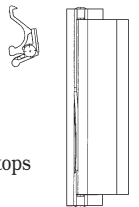
## Pull Edge Latch

113130-01-01A Pull, Edge, Door Pocket, Brass  
113130-01-02A Pull, Edge, Door Pocket-Chrome



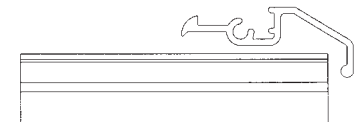
## Door Latch

110106-01-D18 Latch Asm. Door Stops



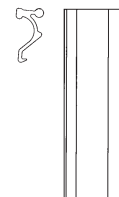
## Door Latch

158158-01-01A Latch-Wardrobe, Door-Mirrored, Terra Cotta



## Door Latch


149252-01-01A Latch-Door, Wardrobe, Terratone



## Door Latch

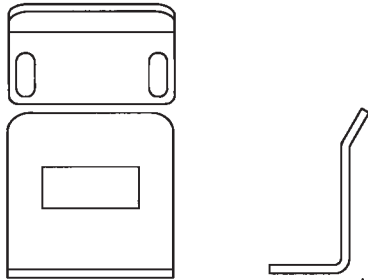
110108-01-01A Latch Door, Black





**Door Catch**

110109-01-01A Catch Door, Black Mirror Sliding Doors Vectra


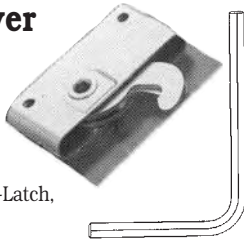


**Door Catch**

161988-01-02B Catch-Door/Luggage Bottom

**Motor Cover Latch**

116581-01-000 Latch-Motor Cover  
116833-01-02B Wrench-Hex  
115852-01-02B Strike-Latch, Motor Cover


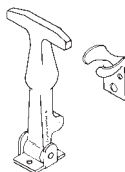


**Door Latch**

(A) 117095-02-01A Latch-Door, Grabber w/Keeper, 10# Pull Force  
(B) 117095-03-01A Latch-Door, Grabber w/Keeper, 15# Pull Force

**Rubber Draw Latch**

009149-02-000 Keeper  
023303-01-000 Rubber Latch 3' w/Keeper

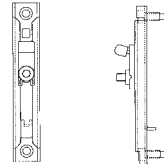


**Door Latch-Bath/Shower**

058335-01-000 Door-Latch-Bath w/Lock, Brown  
058335-03-000 Door Latch-Bath w/o Lock, Black

**Seat Belt Adjuster**

127598-01-01A Seat-Belt, D-Loop Adjuster, Black



**Gripper Clip**

091952-01-000 Clip-Gripper 1"  
091952-02-000 Clip-Gripper 3/4"



**Lap Seat Belt**

114258-01-01A Belt Asm. 2" x 90" Black



**Seat Belt**

056271-02-000 Belt Asm. Seat, 2" x 72", Blk.



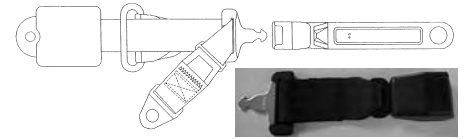
**Seat Belt Asm.**

118350-01-01A Belt Asm.-Seat 2 Pt. Black  
118350-01-02A Belt Asm.-Seat 2 Pt. Gray



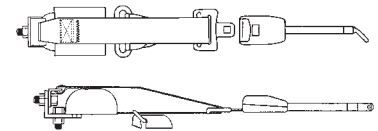
**Cap/Cover**

091990-05-701 Cap/Cover, Bolt Hole Cover



**Seat Belts**

091990-04-01A Seat Belt, 3 Point, Black, 8" Sash (Shown)  
091990-01-701 Extender-9" f/3 Point (Shown)  
091990-05-702 Sleeve/Retractable Cover  
091990-05-700 Sleeve/Buckle Cover  
091990-05-701 Cap/Cover, Bolt Hole Cover



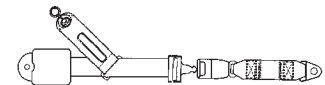
**Seat Belts**

114259-02-01A Belt Asm. Seat, 3 Point, LH, Black



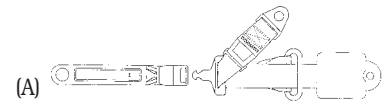
**Receiver/Female End**

091990-01-703 Receiver/Female End



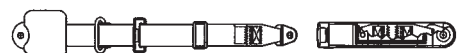
**Seat Belt Asm.**

118351-02-01A Belt Asm., 3 Pt. LH, Black, Driver  
118351-01-02A Belt Asm., 3 Pt. RH, Gray, Passenger  
118351-02-02A Belt Asm., 3 Pt. LH, Gray, Driver



**Seat Belt Asm.**

(A) 091990-08-01A Seat Belt, 3 Point, .766" Dia. Hole In D-Loop Bracket  
(B) 091990-05-700 Sleeve-Buckle Cover  
091990-05-701 Cap/Cover-Bolt Hole Cover  
(C) 091990-05-702 Sleeve-Retractable Cover



**Seat Belt**

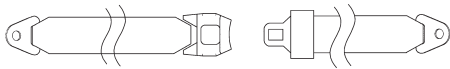
091990-10-01A Seat Belt-3-Point, Dual Sensitive, Blk.

# HARDWARE



## Retractable Strap

136026-01-01A Strap-Retractable, Wardrobe, 113"



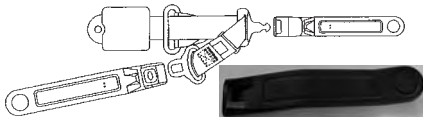
## Seat Belt

160167-01-01A Seat Belt 2" x 102", Black  
160167-02-01A Seat Belt 2" x 90", Black



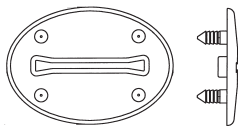
## Seat Belt Cover

091990-05-702 Sleeve/Retractable Cover  
091990-05-701 Cap/Cover, Bolt Hole Cover  
091990-05-700 Sleeve/Buckle Cover, Plastic (Shown)




## Seat Belt

091990-05-01A Seat Belt/Shoulder Harness, 3 Pt., Black (Shown)  
091990-01-701 Extender, 9"  
091990-05-700 Sleeve/Buckle Cover (Shown)  
091990-05-701 Cap/Cover Bolt, Hole Cover  
091990-05-702 Sleeve Retractable Cover

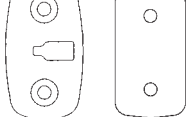


## Trim Plate

153921-09-000 Plate/Trim Seat Belt, Blk.



(A) (B)



## Tiedown

135619-01-01A Strap-Complete, Tiedown, Slide  
(A) 135619-02-01A Plate-Tiedown, Slide  
(B) 135622-01-02B Plate-Tiedown, Slideout



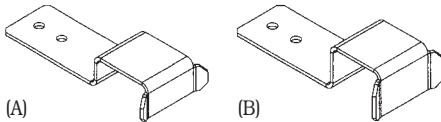
(A)



(B)

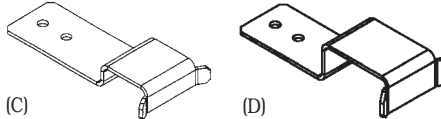
## Cover-Seat Belt

(A) 140151-01-01A Cover-Seat Belt, Off White  
(A) 140151-01-02A Cover-Seat Belt, Medium Oak  
(B) 140151-02-03A Cover-Screw, Medium Oak  
(B) 140151-02-01A Cover, Screw, Off White  
(B) 140151-02-02A Cover, Screw, Brt. Wht.  
(C) 140151-03-01A Cover-Seat Belt Slide, Black  
(C) 140151-03-02A Cover-Seat Belt Slide, Medium Oak



(A)

(B)

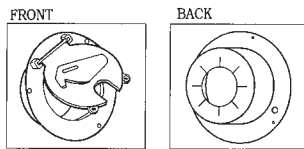


(C)

(D)

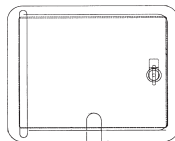
## Tiedown Bracket

(A) 143956-02-04B Bracket-Tiedown, Eurochair, Black  
(B) 143956-01-04B Bracket-Tiedown, Eurochair, Black  
(C) 143956-03-04B Tiedown, Euro Chair, Blk.  
(D) 143956-04-04B Bracket/Tiedown, Euro Chair



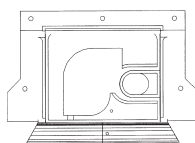
## Power Cord Hatch

009426-01-000 Hatch, Power Cord, White




## Power Cord Door

7-3/4" x 9-1/2" (Inside), 9.2" x 11" (Outside)  
142894-01-01A Door Asm. Pwr. Cord-Br. Wht.



## Power Hatch Asm.

142226-02-01A Hatch Asm.-Power w/Clip-On Seal  
142226-02-700 Locking Tab, Turn Lever, Red



## Power Cord Door w/Hatch

### DOORS

054541-01-000 Off White, 9.6" x 4.9"

### JAMBS

10.9" x 6.4" Face, 9.9" x 4.8" R.O.

054542-01-000 Off White

052424-07-000 Buff 8.04" x 7.7" OS

6.3" x 6.7" Inside

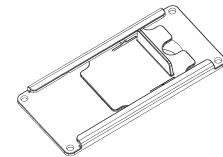
### HATCHES

054543-02-000 Beige



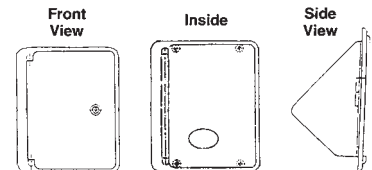
### HARDWARE

042442-02-000 Twist Type Latch  
Non-Locking



## Power Cord Hatch

160154-01-01A Hatch f/Power Cord w/Base/Cover, Black



## Fuel Fill Door

Fuel fill door and jamb. 8-3/4" x 10-1/2".

078010-15-000 Brt. White w/o Lock

042441-01-000 Lock

082684-01-700 Key, BH024

## Fuel Fill Door

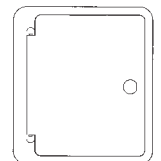
Plastic door measures 6.6" x 6.3". Accepts twist lock or key lock.

052423-08-000 6.6" x 6.3"  
(Will Come Any Color)



## Fuel Fill Door Asm.

147587-01-01A Door Asm.  
Fuel Fill



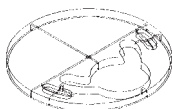


**Access Door w/o Hatch**

DOORS 6" x 10"  
042064-02-000 Beige  
JAMBS 6" x 10"  
054542-01-000 Off White

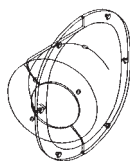
**Hatch Asm.**

11" dia.  
M08628-01-H17 Hatch Asm.  
w/Foam Insert  
121175-01-01A Latch-Swell, Black



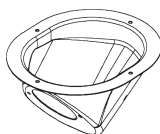
**Fuel Fill Shroud**

127291-01-01A Shroud, Fuel Fill,  
Brt. Wht.



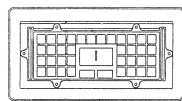
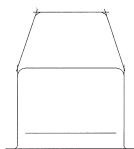
**Fuel Fill Shroud**

128299-02-01A Shroud-Fuel  
Fill, Plastic, White



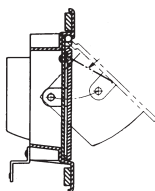
**Fuel Fill Shroud**

148654-02-10A Shroud-Fuel  
Fill, Upper, Black



**Range  
Hood Vent**

092698-03-06A Vent w/Door &  
Solenoid, Brt. White  
092698-02-05A Vent w/Door, Brt. Wht., w/o Spring

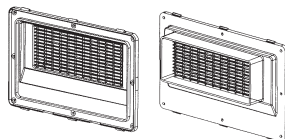
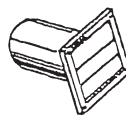


**Dryer Vent**

146292-01-01A Cover-Dryer Vent, Brt. Wht.  
(Shown)  
146292-02-01A Dryer Vent-Inner, Brt. Wht.  
146292-01-02A Cover-Dryer Vent, Black  
146292-02-02A Dryer Vent-Inner, Black

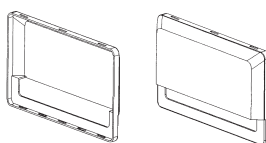
**Dryer Vent  
Assembly**

111947-02-01A Dryer Vent Asm. 3"



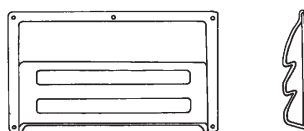
**Vent Assembly**

147821-01-01A Vent Asm. Range-Brt. Wht.



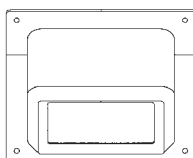
**Shroud**

147821-02-01A Shroud-Exhaust Vent/Range Hood,  
B/W



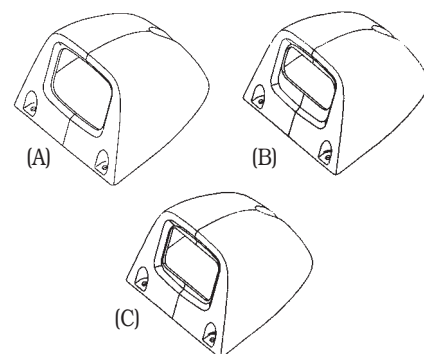
**Range Hood Vent Shroud**

Plastic, 5-1/4"H x 9-3/4"W.  
084616-07-000 Shroud, Vent/Range Hood, Brt.  
White



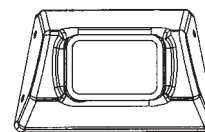
**Camera Shroud**

107852-01-05A Shroud-Camera Outer, Brt. White  
117669-01-02A Shroud-Camera, Brt. White,  
M-Series



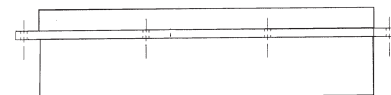
**Shroud-Camera, Outer**

(A) 137919-01-01A Shroud-Camera, Outer, Brt.  
Wht.  
(B) 137919-02-01A Shroud-Camera, Outer, Brt.  
Wht.  
(C) 137919-03-01A Shroud-Camera, Outer, Brt.  
Wht.



**Shroud-Camera, Outer**

149237-01-01A Shroud-Camera, Outer, B/W



**Hood Vent**

103385-01-02A Vent Hood, Outside, Brt. White

**Exterior  
Shower  
Pce. Parts**



103173-03-702 Pin-  
Hinge, White  
103173-03-703 Spring  
f/Wht. Hinge Pin  
131383-01-02A Shower Head w/60" Hose, Bracket,  
White  
109801-01-01A Faucet



**Brackets**

(A) 091952-02-000 Bracket Clip 3/4" High (2 needed)  
(B) 131732-01-12B Bracket-Squeegee, Bright White

# HARDWARE



## Skylight Panel

With light cutout.

- 122191-01-02A Panel-Skylight, Inner, 16.4" x 27.8"
- 122192-01-02A Panel-Skylight, Outer, 16.4" x 27.8"  
Dome Measurements
- 122193-01-02A Panel-Skylight, Inner w/Light  
Indentation (Shown)
- 122191-02-02A Panel-Skylight, Inner, 20.7" x 35.4"

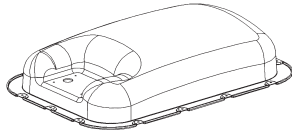
## Skylight Panel

- 122215-01-02A Panel-Skylight, Outer 26.4" x 26.4"  
w/Notched Corner
- 122214-01-02A Panel-Skylight, Inner w/Angled  
Corner, White



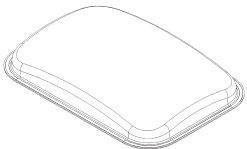
## Skylight

- 108661-01-01A Cover, Skylight, White 23.6" x 23.8"  
w/Notched Corner



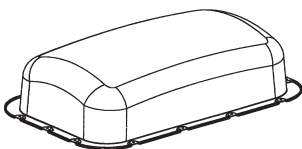
## Skylight Panel

- 149624-01-01A Panel-Skylight, Inner, Rectangle,  
26.2" x 18.2"




## Skylight Panel

- 149623-01-01A Panel-Skylight, Outer, Rectangle



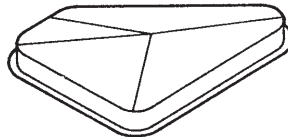
## Skylight Panel

- 156693-01-01A Panel-Skylite, Inner



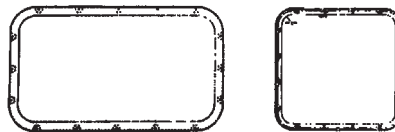
## Skylight Panel

- 152882-01-01A Panel-Skylight, 19.7" x 27.5",  
Cutout Size, Off White
- 152882-01-700 Panel/Cover-Skylight
- 152882-01-701 Screen-Fly Net w/End Rod
- 152882-01-702 Darkening System w/End Rod
- 152882-01-703 Cord-Window, Skylight
- 152882-01-704 Ventilation Grids, Window, Skylight
- 152882-01-705 Seal-Window, Skylight
- 152882-01-706 Button w/Spring, Window, Skylight
- 152882-01-707 Hinge w/Fixings, Window, Skylight
- 152882-01-708 Spring f/Operating Bar
- 152882-01-709 Operating Bar
- 152882-01-710 Hook w/Asm. Parts BG1519  
(LT/RT)
- 152882-01-711 Spring
- 152882-01-712 Connection Plates




## Skylight

- 101026-01-000 Inner Panel (Shown) 20 3/4" x 25  
3/4" w/Notched Corner
- 101027-01-000 Outer Panel 26-1/2" x 21-3/4"  
Notched Corner



## Skylight

- 114495-02-02A Panel-Skylight, Inner 28.6" x 30"
- 114496-01-02A Panel-Skylight, Outer 22" x 37"
- 122193-01-02A Panel-Skylight, Inner, 29" x 18"
- 122192-01-02A Panel-Skylight, 18.6" x 30" Base,  
16.4" x 27.8" Dome Measurement
- 114496-03-02A Panel-Skylight, Outer Crylex,  
30.2" x 31.6"



## Skylight

- (A) 080507-01-000 Outer Panel 23.9" x 20.9"
- (B) 080508-01-000 Inner Panel 23.35" x 20.3",  
Plexiglass
- (C) 080258-01-000 Trim-Skylight
- (C) 080910-01-000 Outer Panel (No Frame Needed)  
16.75" x 23.75"
- 077902-01-000 Cover, Skylight, Inside 15.6" x 22.6"
- 077902-03-000 Cover, Skylight, Inside 15.6" x  
22.5", Plastic
- (C) 080910-02-000 Skylight-Exterior 13.75" x 23.75"
- 077902-02-000 Cover-Skylight-Inside 12.6" x 22.5",  
Plastic

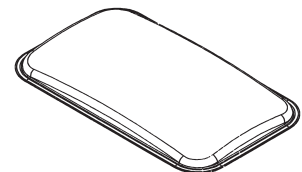
## Skylight

- 139411-01-01A Panel-Skylight, Outer, White,  
Rectangular



## Skylight


- 138380-01-01A Panel-Skylight, Outer, White, Large  
Rectangular



## Skylight

- 138379-01-01A Panel-Skylight, Outer,  
Rectangular/3.6"H Ctr. Dome, 18.4" x 29.5" White
- 138379-02-01A Panel-Skylight, Outer,  
Rectangular/4"H Ctr. Dome, 18.4" x 29.5" White
- 138379-03-01A Panel/Skylight Otr./Rect./6" H  
Center Dome, 18.4" x 29.5", White






**Roof Vent**

149508-01-01A Roof-Vent, Refrig., Gray  
 149508-02-02A Base-Roof Vent-Refrig., Brt. Wht.  
 149508-01-02A Vent-Roof, Refrig., White  
 149508-02-700 Base-Roof Vent, Refrig., Black



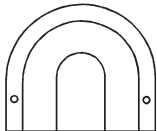
**Roof Cap**

113077-01-01A Cap-Roof Top/Front (Pictured)  
 128836-01-04B Bracket Asm.-Tiedown, Cargo, Black




**Door-Vent, Refrigerator**

137395-01-01A Door-Vent, Refrigerator, Brt. Wht., 21.5" x 13.8"  
 137395-02-01A Door-Vent, Refrig, Brt. White 29.6" x 14.2"



**Refrigerator Vent**

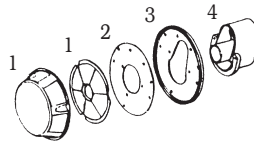
111222-01-01A Cover-Vent, Side, Beige



↑ Jamb

**Refrigerator Vent**

8-3/4"H x 19-1/2"W.  
 084103-08-000 Door Brt. White w/o Jamb  
 084103-10-000 Door, VW White w/o Jamb  
 21-3/4" x 10-3/4"  
 084104-08-000 Jamb Brt. White  
 084104-10-000 Jamb-Vent Door, VW White  
 084104-01-700 Lock Male  
 084104-01-701 Lock Female



**Refrigerator Vent Kit**

113735-01-01A Vent Kit-Refrigerator, VW Taupe  
 (1) 113736-01-700 Cover-Vent & Disc  
 (2) 113736-01-702 Plate-Backing, Metal  
 (3) 113736-01-703 Gasket-Vent Terminal  
 (4) 113736-01-704 Housing-Vent Terminal  
 Vent Kit Includes Hdwe., Air Tubes & Clamps




**Vent Cover**

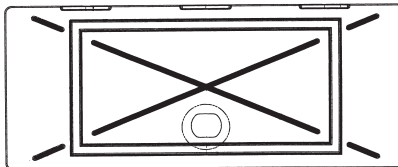
039778-01-000 Cover-Vent, Refrig-Plas.

**Bumper End Cap**

Fits all 4" x 4" bumpers.



039779-01-000 Bumper End Cap



**Compartment Lid**

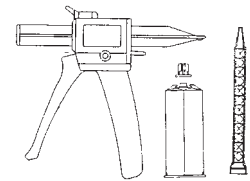
151547-01-01A Lid-Compartment Storage-Black

**Kwik Lube™**

Kwik Lube changes from a penetrating fluid to a tough, protective grease in a matter of minutes! The cured film is impervious to moisture and can withstand temperatures above 400° F (204° C). This formulation also contains additives to prevent rust and reduce wear.



701193-05-000 Kwik Lube, 11 oz. can  
 \*Cannot be shipped to Canada



**Scotch Weld and Plexus Adhesive**

004001-02-000 Gun-Scotch Weld Adhesive w/o Nozzle  
 112902-03-000 Mixer Nozzle  
 004001-05-000 Adhesive/Scotch Weld DP100, Clear-50ml  
 112901-02-000 Adhesive-Plexus, Gray MA330, 50 ml  
 112901-03-000 Adhesive-Plexus, White MA330, 50 ml  
 112902-04-000 Nozzle-Element 1/4" x 3.5"  
 112902-01-000 Nozzle-Element 3/8" x 24"  
 112902-05-000 Nozzle-Bayonet 3/8" x 18"  
 112902-06-000 Nozzle-Element 1/2" x 32"  
 Gun can be used for both Scotch Weld and Plexus

**Sealant**

107828-01-000 Sealant-SB-190  
 Everseal 3 oz.



**Sealer**

094401-01-000 Sealer-Body Seam, Flexiclear, 10 oz.  
 094401-04-000 Sealer-Body Seam, Clear, 10 oz.



**Instant Adhesive**

For speed and performance, you'll likely find a 3M Pronto Instant Adhesive with the right combination of bond strength, cure time and viscosity. For EDM, rubber, plastics. 1 oz.

113366-01-000 Adhesive, Instant CA40H, 1 oz.



# HARDWARE



## Sealant

072889-13-000 Sealant, Urethane, VW Wht.  
072889-10-000 Sealant, Urethane, Brt/Wht.  
072889-01-000 Sealant, Urethane, Black



## ergo® Elastomer Adhesive

ergo® 5300 cyanoacrylate is used for bonding nearly all types of elastomers or combinations. Solvent free, room-temperature, fast curing adhesive. 20 grams.  
801569-01-000 Adhesive- "ergo" 5300



## Adhesive

131264-04-01A Silicone-Brt. Wht., Adhesive for Glass/Vinyl w/Nozzle

## Silicone Cartridge

900390-03-000 Nozzle, 4.3" Long w/Internal Threads  
900390-01-000 Nozzle-Silicone, 2.5" Long w/External Threads  
131264-02-01A Silicone-VW Gray with Nozzle, Bath Only  
131264-03-01A Silicone- Brt. White. w/o Nozzle, Self Leveling  
120074-02-03A Silicone w/o Nozzle, Smoky White  
131264-05-01A Silicone/Sealant-Black (10.5 oz.) w/Nozzle  
131264-01-11A Silicone-Beige w/Nozzle  
131264-04-01A Silicone/Sealant/Adhesive Fast Cure f/Glass/Vinyl, w/Nozzle, B/W  
131264-05-02A Silicone/Sealant, Odorless, Clear, w/Nozzle  
131264-04-02A Silicone/Sealant/Adhesive Fast Cure f/Glass/Vinyl, Soft White, w/Nozzle



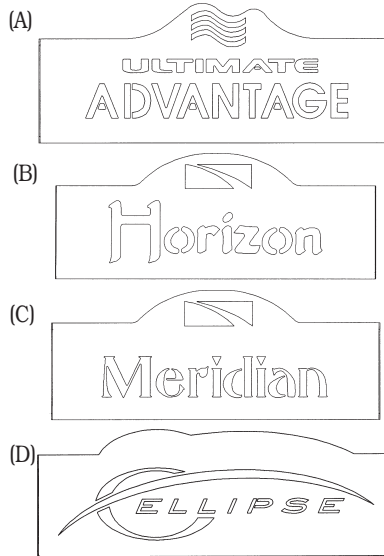
## Paint Pen

058637-05-701 .3 oz. Pen, Gray  
099399-23-701 .3 oz. Pen, Brt. White




## Paint

16 oz. can  
12 oz. net wt.  
041561-03-000 Off White  
099399-12-700 Buff  
099399-23-700 Bright White  
034618-F1-700 VW Lt. Gray



## Kick Panel

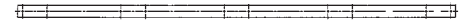
- (A) 146411-02-01A Panel Kick w/Logo-Advantage, Mill
- (B) 146411-03-01A Panel Kick w/Logo-Horizon, Mill
- (B) 146411-03-02A Panel Kick w/Logo-Horizon, Blk., Mill
- (C) 146411-04-01A Panel Kick w/Logo-Meridian, Glacier Beige
- (C) 146411-04-02A Panel Kick w/Logo-Meridian, Blk., Mill
- (D) 146411-05-01A Panel Kick, w/Logo "Ellipse", Black



## Mud Flap

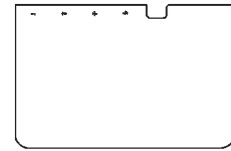
Black rubber mud flap. (Mounting holes added in field)

017516-01-000 14"H x 18"W, w/o Mounting Holes  
017516-05-000 9"H x 18"W  
073913-01-000 Retainer-Mud Flap, Metal, 1" x 7.4"  
140922-01-02B Retainer-Mud Flap, 1" x 17.7"  
017516-10-000 Mud Flap-Black 3.9"H x 9"W, Rubber  
140922-02-02B Retainer/Mud Flap, 1" x 14.5", Black  
017516-09-000 Mud Flap, 12.2"H x 23.5"W, Rubber, Black



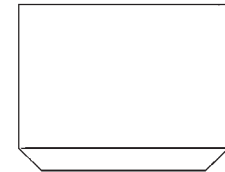
## Mud Flap

130464-03-01A Trim Only-Rear Mud Flap 70"  
139818-01-01A Link Quick, SST  
139820-02-01A Bolt-Hanger/Eye, 5/16", SST



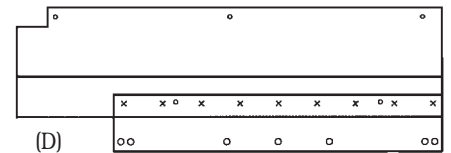
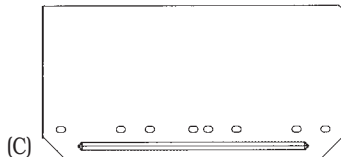
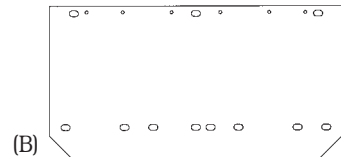

## Mud Flap

073905-03-000 Mudflap 12.2" x 7.9"



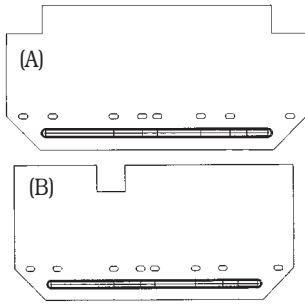
## Dirt Guard

134191-01-02B Dirt Guard w/Bend 18"W x 14.9"H  
020167-01-000 Dirt Guard w/o Bend, 18"W x 14"H  
136388-02-02B Dirt Guard w/o Bend, 18"W x 14.9"H



## Rock Guard

- (A) 151725-01-02B Guard/Rock w/Panel/Steel
- (B) 151725-02-02B Guard/Rock w/Panel/Steel
- (C) 151725-03-02B Guard/Rock w/Panel/Steel
- (D) 151725-04-02B Rock Guard Asm.-LP Mud Flap



**Rock Guard**

- (A) 152277-01-02B Guard-Rock w/Bend, 2 Notches, 18" W x 8.6" H
- (B) 152277-02-02B Guard-Rock w/Bend, 1 Notch, 18" W x 8.6" H

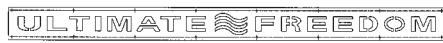
**Mud Flap Asm.**

- 151908-02-01A Mud-Flap, Rear, Brushed Aluminum, 10.6" x 93.9"
- 151908-02-02A Mud-Flap, Rear, Polished Aluminum, 10.6" x 93.9"
- 142627-01-01A Decal-Logo, "Itasca" Mud Flap, Chrome/Black
- 142627-02-01A Decal-Logo, "Winnebago" Mud Flap, Chrome/Black
- 151908-03-01A Mud Flap-Rear 10.1" x 93.9" Brushed Aluminum



**Stiffener-Mud Flap**

- 139416-01-04B Stiffener-Mud Flap, Advantage Logo



**Plate-Mud Flap**

- 139238-01-01A Plate-Mud Flap, Freedom Logo
- 139238-02-01A Plate-Mud Flap, Advantage Logo

**Washer Nozzle Kit**

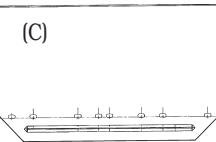
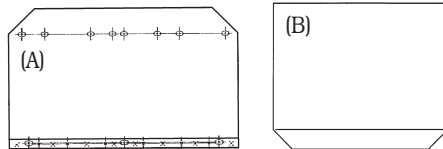
(Not Shown)

- 157531-01-700 Washer Nozzle Kit w/Hose/Arm Clips/Spring Clip




**Logo Decal**

- 142627-01-01A Decal-Logo-Itasca, Chrome/Black, Used on 139238-03-01A Plate-Mud Flap
- 142627-02-01A Decal-Logo-Winnebago, Chrome/Black, Used on 139238-03-01A Plate-Mud Flap



**Rock Guard**

- (A) 136391-01-02B Guard/Rock w/Angle 18"W x 11"H
- (A) 136391-02-02B Guard/Rock w/Angle 18"W x 15"H
- (A) 136391-03-02B Guard/Rock w/Angle 18"W x 19.7"H
- (A) 136391-04-02B Guard/Rock w/Angle 18"W x 16.7"H
- (B) 134191-01-02B Guard/Rock w/Bend 18"W x 14.9"H
- (C) 136389-01-02B Guard/Rock w/Angle 18"W x 10.9"H
- (C) 136389-02-02B Guard/Rock w/Angle 18"W x 14.9"H



**Mud Flap**

- 139635-02-01A Mud Flap, Full Width, Black




**Windshield Wiper Nozzle Kit**

- Kit contains: Locknut, screws, cap and spray nozzle.
- 096931-01-701 Nozzle-Hardware Kit

**Washer Nozzle Kit**

(Not Shown)

- 149402-03-700 Washer Nozzle Kit w/Hose-Hose Tracks (4)





**Lug Wrench**

- (A) 080208-02-000 Breaker Bar
- (B) 080208-03-000 1.5" x .8" Square
- (C) 080208-05-000 Leverage Bar- Lug Wrench 3/4" OshKosh/Spartan
- (D) 080208-06-000 Wrench-Lug Deep, 1.00" x 1.06" w/Deep Socket Ends
- (E) 080208-04-000 Wrench-Lug 1 3/16" Oshkosh Spartan

**Seat Protector**

- 152337-01-000 Protector-Bucket Seat, Clear Vinyl



**Seat Protector**

- 130184-01-01A Seat Protector, Clear

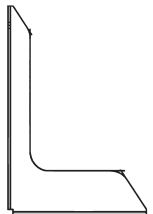


**Bracket Asm.**

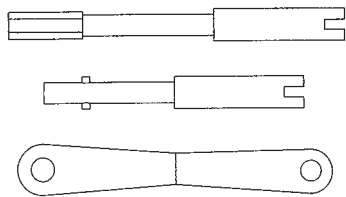
- 147866-01-02B Bracket Asm.-Mud Flap

**Bracket/Stopper**

- 161487-01-02B Bracket/Stopper

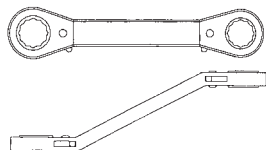


# HARDWARE



## Wrench

140464-03-000 Wrench-Slide Room, Retract, Ratchet w/2 Extensions



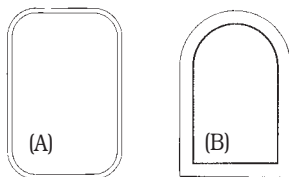
## Wrench

143738-01-000 Wrench-Slide Room Retract-Ratchet, 13/16" x 7/8"




## Drainage Pipe

126426-01-000 Pipe-1-1/2" Flexible, Drainage




## Beveled Mirrors

(A) 131494-01-01A Mirror-Beveled, 1" x 24" x 36", Rectangular  
 (B) 131494-05-01A Mirror-Arched, 1" x 20" x 30"




## Mirror

149147-04-04A Mirror-Framed, Beveled, 41.5" x 25.5", Champagne Silver




## Mirror

149147-05-04A Mirror-Framed, 19" x 26", Champagne Silver




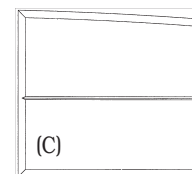
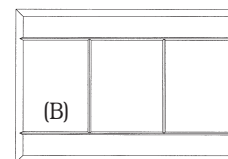
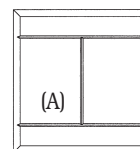
## Mirror

149147-02-01A Mirror-Framed, V-Groove & Frost, Portsmouth Oak, 20" x 30"  
 149147-02-03A Mirror-Framed, V-Groove & Frost, Neat/Washed Maple, 20" x 30"  
 149147-02-05A Mirror-Framed, V-Groove & Frost, Sierra Maple



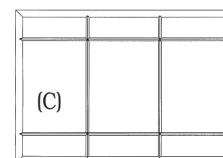
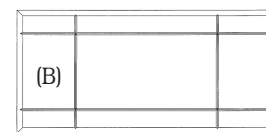
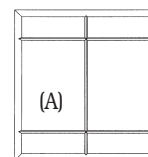
## Mirror

149147-03-01A Mirror-Framed, Beveled, 20" x 30", Portsmouth Oak  
 149147-03-02A Mirror-Framed, Beveled, 20" x 30", Concert Cherry  
 149147-03-03A Mirror-Framed, Beveled, 20" x 30", Washed Maple  
 149147-03-05A Mirror-Framed, Beveled, 20" x 30", Sierra Maple  
 149147-03-06A Mirror-Framed, Beveled, 20" x 30", Silver/Distressed Black



## Beveled Mirrors

(A) 133485-01-03A Mirror-Glass, Beveled w/o Etching 20" x 20.9"  
 (B) 133485-03-01A Mirror-Glass, 1" Beveled w/Etched Vine Leaf, 30" x 20.9"  
 (B) 133485-03-02A Mirror-Glass, Beveled w/Etched Oak Leaf, 30" x 20.9"  
 (B) 133485-03-03A Mirror-Glass, Beveled w/o Etching, 30" x 20.9"  
 (C) 133485-04-01A Mirror-Glass, Beveled, V-Grooved, 21.8" x 24"  
 (D) 133485-05-01A Mirror-Glass, Beveled, V-Grooved, 21.3" x 37"



## Beveled Mirrors

(A) 147282-01-01A Mirror-Beveled w/Grooves, 10" x 21"  
 (B) 147282-02-01A Mirror-Beveled w/Grooves, 44.4" x 21"  
 (C) 147282-03-01A Mirror-Beveled w/Grooves, 30" x 21"



**Spacer-  
Receptacle**

5.4"H x 3.7"W

133713-01-08A Spacer, Vinyl  
Receptacle, Portsmouth Oak

133713-01-20A

Spacer/Receptacle-White Vinyl  
133713-01-21A

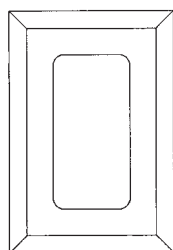
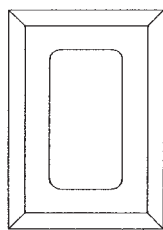
Spacer/Receptacle-Washed Maple

133713-01-22A Spacer/Receptacle-Sierra Maple

133713-01-24A Spacer/Receptacle, Vinyl/Concert  
Cherry

133713-01-23A Spacer/Receptacle Vinyl-Honey  
Cherry

133713-01-25A Spacer/Receptacle Vinyl Sakae  
Concert Cherry

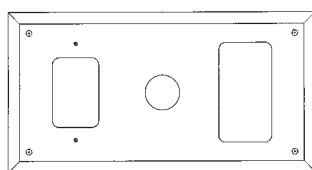


**Spacer-  
Receptacle**

133713-20-SD1 Spacer-Receptacle, Wood,  
Cherry/Cherry IV

133713-20-SD2 Spacer-Receptacle, Wood,  
Maple/Washed Maple

133713-20-SD3 Spacer-Receptacle, Wood,  
Cherry/Honey

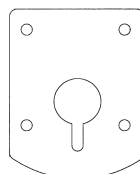


**Spacer-  
Receptacle**

133713-25-SD1 Spacer-Receptacle,  
110V/12V/Phone, Wood-Cherry/Cherry


133713-25-SD2 Spacer-Receptacle,  
110V/12V/Phone, Wood-Maple/Washed Maple

133713-25-SD3 Spacer-Receptacle,  
110V/12V/Phone, Wood-Cherry/Honey



**Spacer-  
Monitor**

143999-01-01A Spacer-Monitor,  
Black



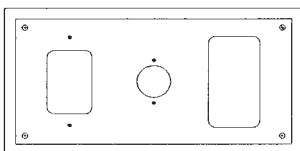
**Microwave Vent**

(A) 138983-01-01A Vent Asm. Microwave, Outer,  
Brt. White

(B) 138983-02-01A Cover-Vent, Microwave, Brt.  
Wht.

(C) 138983-03-01A Cover-Vent, Microwave, Outer-  
Bright White

(C) 138983-01-02A Vent-Microwave, Outer/Black



**Spacer-  
Phone**

5.4"H x 10.4"W

133713-06-01A Spacer-Phone, Waterford Oak, Vinyl

133713-06-02A Spacer-Phone, Washed Maple, Vinyl

133713-06-03A Spacer-Phone, Salem Cherry, Vinyl

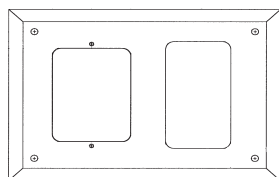
133713-06-20A Spacer/Receptacle, Phone, White  
Vinyl

133713-06-21A Spacer/Receptacle, Washed Maple,  
Vinyl

133713-06-22A Spacer/Receptacle, Phone, Sierra  
Maple, Vinyl

133713-06-23A Spacer/Receptacle, Honey Cherry,  
Vinyl

133713-06-25A Spacer/Receptacle, Sakae, Vinyl,  
Concert Cherry



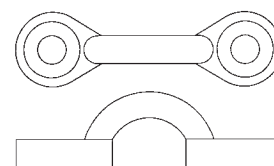
**Spacer-  
Receptacle**

133713-10-23A Spacer/Receptacle, 110 Volt/TV,  
Vinyl, Honey Cherry



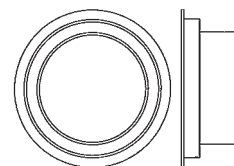
**Mirror Bracket**

130120-01-01A Bracket-Mounting, Mirror



**Retainer Eye**

127960-01-01A Retainer Eye, 3/8", Stainless Steel



**Cup Holder**

164128-02-01A Holder-Cup, Two Step, Colonial  
White

164128-02-02A Holder-Cup, Two Step, Black

164128-02-03A Holder-Cup, Two Step, Almond

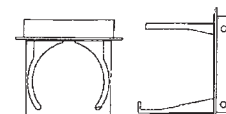
**Cup Holder**

Plastic.

118718-01-01A Holder-Drink,  
Collapsible, Black

118718-01-02A Holder-Drink,  
Collapsible, White

118718-01-03A Holder/Drink  
Collapsible Mug-Almond

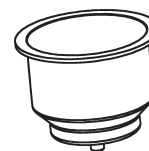


**Cup Holder**

131333-01-01A Cup Holder, Vertical Drop, Black

**Holder-Cup**

165168-01-01A Holder/Cup  
w/Drain Plug, SST



# HARDWARE




(A)



(B)

## Cup Holder

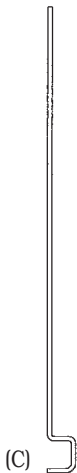
- (A) 133831-01-01A Holder-Cup w/Handle, Black
- (B) 134566-01-01A Holder-Cup Two Step, Black



(A)



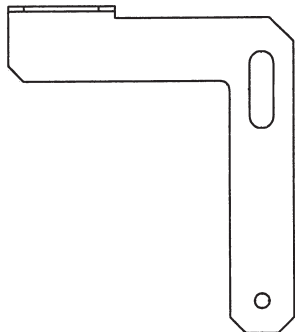
(B)



(C)

## Recliner Bracket

- (A) 134057-01-11B Bracket-Recliner, Flat Black
- (A) 134057-02-11B Bracket-Recliner, Flat Black
- (B) 134057-03-11B Bracket-Chair/Hold Down, Black
- (A) 134057-04-11B Bracket-Recliner, Flat Black
- (C) 134057-06-11B Bracket-Recliner, Flat Black



## Lever

- 151152-01-02B Lever-Latch, RH (Shown)
- 151152-02-02B Lever-Latch, LH



## Lumbar Lever

- 122611-02-701 Lumbar Lever (Shown)
- 122611-01-701 Lumbar Knob (Not Shown)



## Lever

- 130802-02-000 Lever, RH (Shown)
- 130802-01-000 Lever, LH
- 130802-03-000 Screw f/Lever



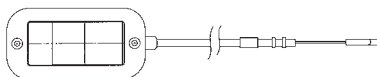
## Cable

- 136534-19-000 Cable Only-Remote, 34" w/Z Ends



## Cable

- 148225-01-000 Cable Only -Remote, 31.9", w/Z-Ends



## Cable

- 153956-03-01A Cable w/Mini-Lever Actuator, 52.8"



## Spring

- 136534-33-000 Spring/Assist, 1/2" x 7" w/Hook Ends



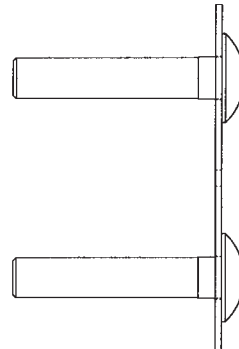
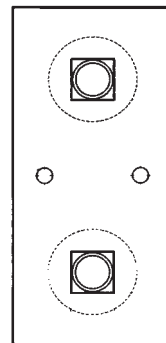
## Bracket

- 136534-32-000 Bracket-Dual Base

## Canvas Repair Kit


(Not Shown)

- 113686-01-700 Canvas Repair Kit
- Includes (2) 8" x 10" Canvas (2) 8" x 10" Screens



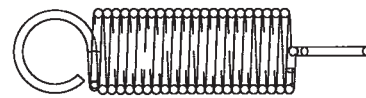
## Bracket

- 154445-02-02B Bracket/Support-Spare Tire



## Spare Tire Bracket

- 157324-01-01B Bracket-Spare Tire

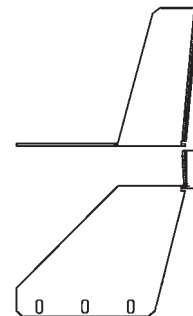


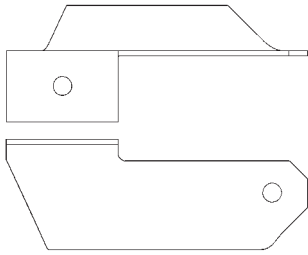
## Spring/Catch

- 164930-01-000 Spring/Catch Extension Exterior Comp., 3/8" OD x 1.5"

## Door Bracket

- 164742-01-02B Bracket-Door Latch, RH-White (Shown)
- 164742-02-02B Bracket-Door Latch, LH-White





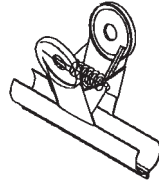
**Spare Tire Bracket**

159923-01-02B Bracket Hinge, Spare Tire




**Tambour Spiral Kit**

097141-02-700 Tambour Spiral Kit Contains 1 LH & 1 RH Track  
 130787-01-000 Track-Tambour, Door, 15.9"  
 130787-02-000 Track-Tambour, Spring, 24"



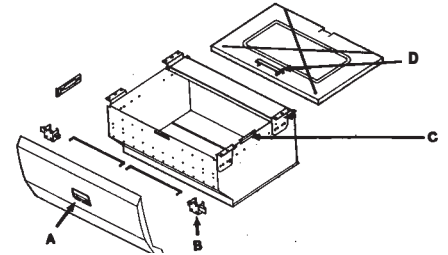
**Bull Dog Clip**

156695-01-01A Clip-Bull Dog, Silver/Nickel



**Sash Lock**

124753-01-000 Lock-Sash, Tight Seal



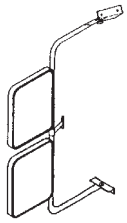
**Slide Out Compartment Drawer**

- (A) 101355-01-04A Beige Paddle Latch
  - (B) 101348-01-000 Slide Bolt Latch Rt. or Lt.
  - (C) 102967-01-000 Bulb Seal (Sold by the foot)
  - (D) 074762-01-000 Pull Handle (Black)
- 045017-01-701 Key-Only, Blank, Paddle Latch



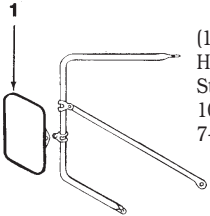
**Rain Guard**

145623-01-700 Rain Guard

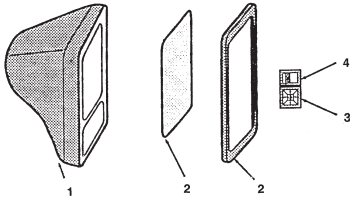


**Toyota  
Micro-Minnie  
Mirror Head**

Off White  
084445-03-701 Mirror Head E/S  
Convex



(1) 049347-01-000 Mirror Head 7-1/2 x 10-1/2 Stainless Steel  
106860-01-700 Mirror Head 7-1/2 x 10-1/2 Off White



**Velvac Mirrors**

- (1) 086261-01-000 Mirror Asm. RH w/Remote and Heater
  - (2) 086261-01-704 Kit-Replacement (RT)
  - (3) 088246-01-000 Remote Switch RH and LH
  - (4) 087695-02-000 Switch
  - (4) 087695-03-000 Switch Connector Assembly
  - (1) 086261-02-000 Mirror Asm. LH w/Remote and Heater
  - (2) 086261-02-701 Kit-Replacement (LT)
  - (3) 088246-01-000 Remote Switch RH and LH
  - (4) 087695-03-000 Switch Connector Assembly
  - (4) 087695-02-000 Switch
- Replacement Kits include: Bezel-convex glass or heated flatglass. Fits current and old styles.

**Revolution  
Fold-A-Way Mirror**

- 142721-01-01A Mirror-Exterior Remote/Heat/Passenger (Breakaway), Black
- 142721-02-01A Mirror-Exterior Remote/Heat/Driver (Breakaway), Black
- 142721-03-01A Mirror-Exterior Remote/Heat/Driver (Breakaway), Chrome
- 106015-16-700 Glass/Flat w/Heat Element
- 106015-18-700 Glass/Convex
- 106015-18-702 Motor-Flat Glass
- 106015-18-703 Glass/Convex-Act/Housing
- 131431-03-700 Light/Turn Signal, Amber
- 142721-01-700 Cover/Cap-Bottom
- 142721-01-702 Bracket/Mount-Mirror
- 142721-01-703 Gasket/Mount-Mirror
- 142721-01-704 Set Screw - 5/16" - 18 x 1.25"
- 106015-18-701 Actuator-Convex Glass
- 142721-03-700 Glass/Flat w/Arrow
- 133908-03-700 Cap, Rect./Blk. w/o Light



**Exterior  
Mirror -  
Flat Glass**

106860-02-702 Flat Glass Only RH or LH



**Mirror Asm.**

- 131431-01-01A Mirror Asm. Ext. Remote/Ht.-RH, B/W, No Signal (Pce. Parts Only)
- 106015-12-700 Mirror-Flat w/w/o Heat
- 106015-12-701 Mirror-Convex w/w/o Heat
- 106015-12-703 Convex Glass Kit w/Actuator & Inner Housing
- 119774-09-700 Plate-Inner Support/Mirror Head
- 106015-18-701 Actuator-Convex Glass
- 131431-01-701 Motor
- 131431-01-702 Kit (Screw Cover) Round/Oval, Wht. (Consists Of 4 Oval Caps & 3 Round Screw Covers)
- 131431-02-01A Mirror Asm. Ext. Remote/Ht.-LH, B/W, No Signal (Pce. Parts Only)
- 106015-12-700 Mirror-Flat w/w/o Heat
- 106015-12-701 Mirror-Convex w/w/o Heat
- 106015-12-703 Convex Glass Kit w/Actuator & Inner Housing
- 119774-09-700 Plate-Inner Support/Mirror Head
- 106015-18-701 Actuator-Convex Glass
- 131431-01-701 Motor
- 131431-01-702 Kit (Screw Cover) Round/Oval, Wht. (Consists Of 4 Oval Caps & 3 Round Screw Covers)
- 131431-03-01A Mirror Asm. Ext. Remote/Ht.-RH, B/W w/Turn Signal
- 106015-12-700 Mirror-Flat w/w/o Heat
- 106015-12-701 Mirror-Convex w/w/o Heat
- 106015-12-703 Convex Glass Kit w/Actuator & Inner Housing
- 119774-09-700 Plate-Inner Support/Mirror Head
- 106015-18-701 Actuator-Convex Glass
- 131431-01-701 Motor
- 131431-01-702 Kit (Screw Cover) Round/Oval, Wht. (Consists Of 4 Oval Caps & 3 Round Screw Covers)
- 131431-03-700 Light/Turn Signal, Amber
- 131431-04-01A Mirror Asm.-Ext. Remote/Ht.-LH, B/W w/Turn Signal
- 106015-12-700 Mirror-Flat w/w/o Heat
- 106015-12-701 Mirror-Convex w/w/o Heat
- 106015-12-703 Convex Glass Kit w/Actuator & Inner Housing
- 119774-09-700 Plate-Inner Support/Mirror Head
- 106015-18-701 Actuator-Convex Glass
- 131431-01-701 Motor

CONTINUED NEXT COLUMN

*131431 CONTINUED*

- 131431-01-702 Kit (Screw Cover) Round/Oval, Wht. (Consists Of 4 Oval Caps & 3 Round Screw Covers)
- 131431-03-700 Light/Turn Signal, Amber
- 131431-05-01A Mirror Asm. Ext. Remote/Ht.-RH, Black, No Signal
- 106015-12-700 Mirror-Flat w/w/o Heat
- 106015-12-701 Mirror-Convex w/w/o Heat
- 106015-12-703 Convex Glass Kit w/Actuator \* Inner Housing
- 119774-09-700 Plate-Inner Support/Mirror Head
- 106015-18-701 Actuator-Convex Glass
- 131431-01-701 Motor
- 131431-01-702 Kit (Screw Cover) Round/Oval, Wht. (Consists Of 4 Oval Caps & 3 Round Screw Covers)
- 131431-06-01A Mirror Asm. Ext. Remote/Ht.-RH, Black, Bus Style, Not Turn Signal (Pce. Parts Only)
- 106015-16-700 Glass/Flat w/Heat Element
- 106015-18-700 Glass-Convex
- 106015-18-701 Actuator-Convex Glass
- 106015-18-702 Motor-Flat Glass
- 106015-18-703 Glass/Convex-Act/Housing
- 131431-01-702 Kit (Screw Cover) Round/Oval, Wht. (Consists Of 4 Oval Caps & 3 Round Screw Covers)
- 131431-06-02A Mirror Asm. Ext. Remote/Ht.-RH, Wht. Bus Style, No Turn Signal (Pce. Parts Only)
- 106015-16-700 Glass/Flat w/Heat Element
- 106015-18-700 Glass-Convex
- 106015-18-701 Actuator-Convex Glass
- 106015-18-702 Motor-Flat Glass
- 131431-01-702 Kit (Screw Cover) Round/Oval, Wht. (Consists Of 4 Oval Caps & 3 Round Screw Covers)
- 131431-06-02A Mirror Asm. Ext. Remote/Ht.-RH, Wht. Bus Style, No Turn Signal (Pce. Parts Only)
- 106015-16-700 Glass/Flat w/Heat Element
- 106015-18-700 Glass-Convex
- 106015-18-701 Actuator-Convex Glass
- 106015-18-702 Motor-Flat Glass
- 131431-01-702 Kit (Screw Cover) Round/Oval, Wht. (Consists Of 4 Oval Caps & 3 Round Screw Covers)
- 131431-07-01A Mirror-Ext./Remote/Heat-Pass. w/Turn Signal, Black
- 106015-16-700 Glass/Flat w/Heat Element
- 106015-18-700 Glass-Convex
- 106015-18-701 Actuator-Convex Glass
- 106015-18-702 Motor-Flat Glass
- 106015-18-703 Glass/Convex-Act/Housing
- 131431-03-700 Light/Turn Signal, Amber
- 131431-07-700 Kit (Screw Cover Blk.) Round/Oval
- 131431-08-01A Mirror-Ext./Remote/Heat-Pass. w/Turn Signal, Black (Pce. Parts Only)
- 106015-16-700 Glass/Flat w/Heat Element
- 106015-18-700 Glass-Convex
- 106015-18-701 Actuator-Convex Glass
- 106015-18-702 Motor-Flat Glass
- 106015-18-703 Glass/Convex-Act/Housing
- 131431-03-700 Light/Turn Signal-Amber
- 131431-07-700 Kit (Screw Cover Blk.) Round/Oval
- 131431-08-02A Mirror-Ext./Remote/Heat/Pass w/Turn Signal, Chrome Head/Black Base Asm.
- 106015-16-700 Glass/Flat w/Heat Element
- 106015-18-700 Glass-Convex
- 106015-18-701 Actuator-Convex Glass
- 106015-18-703 Glass/Convex-Act/Housing
- 106015-19-700 Glass/Flat w/Heat/Clips/Inner Housing (Will Work On 106015-16,17,18 & 19 and 131431-06)
- 131431-03-700 Light/Turn Signal-Amber
- 131431-07-700 Kit (Screw Cover Blk.) Round/Oval
- 106015-19-701 Flat Glass w/Dampening Springs (Glass w/Ht.-Will Work On 106015-12,13,14,15 and 131431-05)
- 131431-09-01A Mirror-Ext. Remote/Heated, Passenger, Chrome Head, Black Arm w/Signal Arrow In Glass
- 106015-18-700 Glass/Convex




CONTINUED NEXT PAGE



106015 CONTINUED

- 131431-08-700 Cap/Base, Blk. 1 Pkg. of 2
- 106015-18-701 Actuator-Convex Glass
- 106015-18-703 Glass/Convex-Act/Housing
- 131431-03-700 Light/Turn Signal-Amber
- 131431-07-700 Kit (Crew Cover Blk.) Round/Oval
- 131431-09-700 Glass/Flat/Kit, RH w/Arrow



**Superstar Velvac Mirrors  
Replacement Parts**

Manual-Fixed


- 106015-01-01A Mirror Asm-Ext. Fixed Glass RH (Pce. Parts Only)
- 106015-02-01A Mirror Asm-Ext. Fixed Glass LH (Pce. Parts Only)
- 106015-01-703 Kit-Replacement (RT)
- 106015-02-702 Kit-Replacement (LT)

Manual Adjustable

- 106015-01-703 Kit Replacement (RT)
- 106015-02-702 Kit Replacement (LT)

Heated with Remote

- 106015-05-01A Passenger Side Asm. w/o Wiring & Switches
  - 106015-06-01A Driver Side Asm. w/o Wiring & Switches (Used up to 11/5/96)
  - 086261-01-704 Kit-Replacement (RT)
  - 086261-02-701 Kit-Replacement (LT)
- Replacement Kits include: (1) Bezel, (1) Convex and (1) Heated or Standard Flat Glass.



**"Star" Mirror**

- 123297-01-01A Mirror Asm. LH Adj. Glass "Star", Black
- 123297-02-01A Mirror Asm. RH Adj. Glass "Star"
- 106860-02-702 Glass Only Flat-RH/LH Star



**Exterior Mirror**

- 106860-01-700 Mirror Head Only RH or LH Colonial White



**Mirror Model 2020**

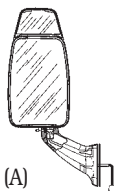
- 133908-14-01A Mirror/Passenger, 96", White
- 133908-15-01A Mirror/Driver, 96", White
- 117051-01-700 Mirror-Convex
- 120269-01-700 Glass Kit w/Bezel RH/LH
- 133908-03-700 Cap-Rect./Black w/o Light
- 133908-04-700 Cap-Mirror/Round w/o Light



**Velvac Low Mount Mirror**

Model 2025

- 106015-12-01A Mirror Asm. Ext. Remote/Ht., RH, Blk.
- 106015-13-01A Mirror Asm. Ext. Remote/Ht., LH, Blk.
- 106015-14-01A Mirror Asm. Ext. Adj. Glass, RH, Blk.
- 106015-15-01A Mirror Asm. Ext. Adj. Glass, LH, Blk.
- 106015-12-700 Mirror-Flat, with or w/o Heat
- 106015-12-701 Mirror-Convex, with or w/o Heat
- 106015-12-702 Cap/Screw (Pkg. of 4), Blk.
- 106015-12-703 Convex Kit-Rebuilt/Actuator
- 119774-09-700 Plate-Inner Support/Mirror Head, RH
- 119774-09-701 Plate-Inner Support/Mirror Head, LH
- 106015-19-701 Flat Glass w/Dampening Spring (Glass w/Heating Element)



**Mirror Assembly**


- (A) 106015-16-01A Mirror-Asm. Ext. Remote/Ht., RH, Blk.
- 106015-12-702 Cap/Screw (Pkg. of 4), Blk.
- 106015-16-700 Glass Flat w/Heat Element
- 106015-16-701 Glass-Convex Kit
- 106015-19-700 Flat Glass w/Dampening Springs
- 106015-18-701 Actuator/Handset-Convex

- (A) 106015-17-01A Mirror-Asm. Ext. Remote/Ht., LH, Blk.
- 106015-12-702 Cap/Screw (Pkg. of 4), Blk.
- 106015-16-700 Glass Flat w/Heat Element
- 106015-16-701 Glass-Convex Kit
- 106015-19-700 Flat Glass w/Dampening Springs
- 106015-18-701 Actuator/Handset-Convex
- (B) 106015-18-01A Mirror-Asm. Ext. Remote/Ht., RH, Blk.
- 106015-12-702 Cap/Screw (Pkg. of 4), Blk.
- 106015-16-700 Glass Flat w/Heat Element
- 106015-18-700 Glass-Convex Kit w/Clip
- 106015-18-701 Actuator-Convex Glass
- 106015-18-702 Motor-Flat Glass
- 106015-18-703 Convex Rebuilt Kit
- 106015-19-700 Flat Glass w/Dampening Springs
- (B) 106015-19-01A Mirror-Asm. Ext. Remote/Ht., LH, Blk.
- 106015-12-702 Cap/Screw (Pkg. of 4), Blk.
- 106015-16-700 Glass Flat w/Heat Element
- 106015-18-700 Glass-Convex Kit w/Clip
- 106015-18-701 Actuator-Convex Glass
- 106015-18-702 Motor-Flat Glass
- 106015-18-703 Convex Rebuilt Kit
- 106015-19-700 Flat Glass w/Dampening Springs
- (B) 106015-19-02A Mirror-Asm. Ext. Remote/Ht., LH, Wht.
- 106015-16-700 Glass Flat w/Heat Element
- 106015-18-700 Glass-Convex Kit w/Clip
- 106015-18-701 Actuator-Convex Glass
- 106015-18-702 Motor-Flat Glass
- 106015-19-700 Flat Glass w/Dampening Springs
- 106015-19-702 Cap/Screw (Pkg. of 4), Wht.



**Model 2000 Mirror Asm.**

- 133908-01-02A Mirror/Pass.-102" Wide Body/Ford-Brt. Wht.
- 133908-02-02A Mirror/Driver-102" Wide Body/Ford-Brt. Wht.
- 133908-05-02A Mirror/Pass.-102" Wide Body/Chevy-Brt. Wht.
- 133908-06-02A Mirror/Driver-102" Wide Body/Chevy-Brt. Wht.
- 133908-07-02A Mirror/Pass.-102" C-Body/Chevy-Heated Remote-Brt. Wht.
- 133908-08-02A Mirror/Driver-102" C-Body/Chevy-Heated Remote-Brt. Wht.
- 117051-01-700 Mirror-Convex
- 120269-05-701 Glass Only, Replacement RH/LH
- 133908-03-700 Cap-Rect./Black-w/o Light
- 133908-04-700 Cap-Mirror/Round-w/o Light



**Arm Mirror Assembly**

Model 2005

- 108699-01-01A Mirror Asm. Ext. Adj. Glass RH, Black (Pce. Parts Only)
- 106015-01-703 Kit Replacement, Pass. Side
- 108699-02-01A Mirror Asm. Ext. Adj. Glass, LH, Black (Pce. Parts Only)
- 106015-02-702 Kit Replacement, Driver Side
- 108699-03-01A Mirror Asm. Ext. Remote/Heat RH, Black (Pce. Parts Only)
- 086261-01-704 Mirror Kit Ext.-Pass. Side
- 108699-04-01A Mirror Asm. Ext. Remote/Heat LH, Black (Pce. Parts Only)
- 086261-02-701 Kit Replacement LT
- 108699-05-01A Mirror Asm. Ext. Remote/Heat RH, Buff (Pce. Parts Only)
- 108699-05-02A Mirror Asm. Ext. Remote/Ht, RH, Sable (Pce. Parts Only)
- 086261-01-704 Mirror Kit Ext.-Pass. Side
- 106015-03-700 Light-Amber, Clearance/Turn



**Model 2020 Mirror Asm.**

Model 2020-4 Bolt Mount

- 133908-10-01A Mirror-Pass.-102" C-Body/Ford-B/W
- 133908-11-01A Mirror-Driver-102" C-Body/Ford-B/W
- 133908-12-01A Mirror-Pass.-102" C-Body/Ford, Ht./Remote-B/W
- 133908-12-03A Mirror/Pass-102" C-Body Ford/4-Bolt, Silver
- 133908-13-01A Mirror-Driver-102" C-Body/Ford, Ht./Remote-B/W
- 133908-13-03A Mirror/Driver-102" C-Body/Ford 4-Bolt, Heated/Remote/Silver
- 117051-01-700 Mirror-Convex
- 120269-05-701 Glass Only-Replacement, RH/LH
- 133908-03-700 Cap-Rect./Black w/o Light
- 133908-04-700 Cap-Mirror/Round w/o Light



**Mirror Assembly**

Model 2020

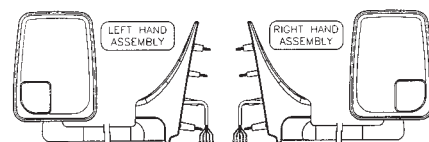
- 133908-01-01A Mirror Asm., Blk., 102" Wide Body Ford, RH, Passenger
- 133908-02-01A Mirror Asm., Blk., 102" Wide Body Ford, LH, Driver
- 133908-03-01A Mirror Asm., Brt. Wht., 102" Wide Body Ford, RH, Remote/Heat
- 133908-04-01A Mirror Asm., Brt. Wht., 102" Wide Body Ford, LH, Remote/Heat
- 133908-05-01A Mirror Asm. RH, Black 102"-Passenger, Chevy
- 133908-03-02A Mirror Asm. Blk. 102", Ht/Remote, Ford, RH
- 133908-04-02A Mirror Asm. Blk. 102", LH, Ht/Remote, Ford
- 133908-07-01A Mirror Asm. Blk. 102", RH, Chevy C-Body, Heat/Remote, Passenger
- 133908-08-01A Mirror Asm. Blk. 102", LH, Ht/Remote, Chevy C-Body, Driver
- 120269-05-701 Glass Only, Replacement
- 117051-01-700 Mirror-Convex
- 133908-03-700 Cap-Rect., Black w/o Light
- 133908-04-700 Cap-Mirror/Round w/o Light



**Mirror Asm.**

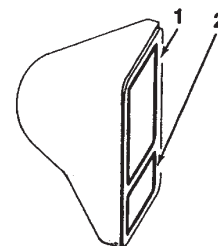
Model 2025

- 106015-20-01A Mirror Asm. Ext. Remote/Ht., RH
- 106015-21-01A Mirror Asm. Ext. Remote/Ht., LH
- 106015-12-702 Cap/Screw-(Pkg of 4)-Blk
- 106015-16-700 Glass/Flat-w/Heat Element
- 106015-18-700 Glass/Convex
- 106015-18-703 Glass/Convex-Act/Housing
- 106015-19-700 Glass/Flat-w/Heating Element
- 131431-03-700 Light/Turn Signal-Amber




**Mirror Asm.  
Model 2020 Mirror**

- 133908-16-01A Mirror Asm., B/W, 96", RH, Heat/Remote
- 133908-16-02A Mirror Asm, Black, 96", RH, Heat/Remote
- 133908-16-03A Mirror Asm., Silver, 96", RH, Heat/Remote
- 133908-17-01A Mirror Asm., B/W, 96", Heat/Remote, LH
- 133908-17-02A Mirror Asm., Black, 96", Heat/Remote, LH
- 133908-17-03A Mirror Asm., Silver, 96", Heat/Remote, LH
- 117051-01-700 Mirror- Convex
- 120269-05-701 Glass Replacement, RH/LH/Convex Included
- 133908-03-700 Cap-Rect., Black w/o Light
- 133908-04-700 Cap-Mirror, Round w/o Light



**Exterior Mirror**

- (1) 106015-01-703 Mirror Repair Kit
- (2) 077051-03-702 Bezel Snap In
- (2) 106015-02-702 Mirror Repl. Kit Driver-Comes w/Bezel Flat & Convex Glass
- (2) 077051-03-702 Bezel Snap In



**Exterior Mirror Parts**

- 701764-01-000 Head 6.5" x 6"
- 701764-02-000 Glass Only Convex

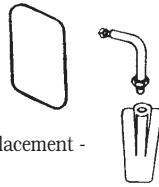
**Mirror Asm.**

106860-06-01A Mirror Asm. Reg.-Head 102", Brt. White  
106860-01-707 Mirror Head, Brt. White



**Exterior Mirror Parts**

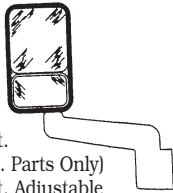
106860-01-700 Mirror Head-Replacement - Colonial White



**Velvac Mirror Asm.**

Model 2005

119774-01-01A Mirror Asm. Ext. Adjustable Glass RH, Sable (Pce. Parts Only)  
119774-02-01A Mirror Asm. Ext. Adjustable Glass LH, Sable (Pce. Parts Only)  
106015-01-703 Mirror Replacement Kit-Pass.  
106015-02-702 Mirror Replacement Kit-Driver  
086261-01-704 Mirror Kit-Ext. Pass. Side  
086261-02-701 Mirror Kit-Ext. Driver Side  
119774-05-01A Mirror Asm. Ext. Remote/Ht. Brt. Wht. (Pce. Parts Only)  
119774-10-01A Mirror Asm. Ext. Remote/Heat LH, B/W (Pce. Parts Only)  
106015-12-700 Glass-Flat w/Heat & Clip  
106015-12-701 Glass-Convex w/Heat & Clip



**Mirror Asm.**

106860-03-02A Mirror Asm., Reg. Head Low Mt., Brt. White (Pce. Parts Only)  
106860-03-706 Mirror Head, 7.5 x 10  
106860-05-01A Mirror Asm.-Reg. Head, Brt. White (To Fit '97 Chevy Cabs) (Pce. Parts Only)  
106860-01-707 Mirror Head, Brt. Wht.  
106860-06-01A Mirror Asm. Reg. Head Brt. Wht. 102"



**Velvac Class "C" Mirror Parts**

Model 2015  
120269-03-01A Mirror Asm. Dr. Brt. White RH 102" (Pce. Parts Only)  
120269-04-01A Mirror Asm. Dr. Brt. White LH 102" (Pce. Parts Only)  
120269-05-701 Glass Only, Replacement RH/LH  
120269-01-700 Glass Kit W/ Bezel RH/LH  
120269-01-02A Mirror Asm. Dr. Brt. White '97  
120269-02-02A Mirror Asm. Dr. Brt. White '97  
120269-07-01A Panel-Door, Elec. Mirror  
120269-09-01A Mirror Asm. RH 96" Ht./Remote Brt. Wht.

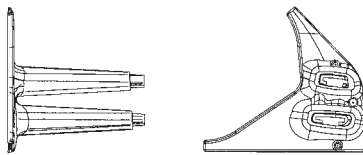
Arm lengths that will clear 96" and 102" wide bodies.



**Mirror Asm. (Pce. Parts)**

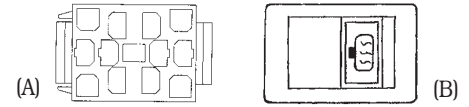
117051-02-01A Mirror Asm. Ext. Dr. Blk. LH 96" (Shown) (Pce. Parts Only)  
117051-03-01A Mirror Asm. Ext. Dr. Blk. RH 102" (Pce. Parts Only)  
117051-03-02A Mirror Asm. Ext. White RH 102" (Pce. Parts Only)  
117051-04-02A Mirror Asm. Ext. White LH 102" (Pce. Parts Only)  
106860-02-702 Glass Flat, Replacement, L & R  
117051-01-700 Mirror-Convex

Arm lengths that will clear 96" and 102" wide bodies.



**Bracket-Mirror**

143191-01-02A Bracket-Mirror, RH, VW Wht.  
143191-02-02A Bracket-Mirror, Driver, VW Wht.  
115752-05-01A Rod/Mirror Hook, RH, 6.8"  
115752-04-01A Rod/Mirror Hook, LH, 5.8"



**Ramco Mirror Switches & Connector**

(A) 087695-03-000 Connector-Asm.  
(B) 087695-02-000 Switch-Heater, Exterior Mirror  
(C) 088246-01-000 Switch/Remote-Mirror w/2 Pin & 6 Pin Connectors/Pigtail

**Mirror Asm. Pce. Parts**

129656-01-701 Holder/Support Assembly  
129656-01-702 Cap  
129656-01-704 Cover f/Arm Assembly  
129656-01-705 Bellows  
129656-01-706 Housing-Mirror/Upper Support  
129656-01-707 Housing-Mirror/Ctr. Support  
129656-01-708 Housing-Mirror/ Lwr. Support  
129656-01-709 Mirror Convex Glass/Carrier  
129656-01-710 Mirror-Flat Glass/Carrier  
129656-01-711 Arm-Aluminum



**Convex Mirror**

Large 12" x 4" convex mirror provides wide panoramic view and eliminates blind spots. Universal ball joint which allows freely adjusting to any position, up or down or side to side. Tinted mirror with texture molded back.

134154-01-000 Mirror-Convex, 12" x 4"

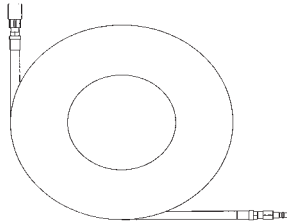




**Stick-On Convex Mirror**

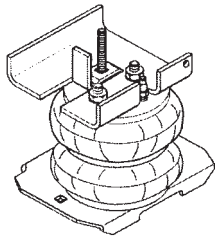
Injection molded base. 3-3/8" overall size with rounded corner for a built in look.

117051-01-700 Convex Mirror



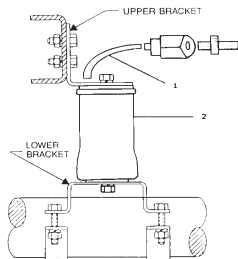
**Air Hose**

142607-03-000 Hose-Air, 50'



**Airspring-Air Bag Kit**

156618-01-000 Airspring-Air Bag Kit



**3-T'S Air Bag System**

- 100293-02-700 Air Bag Kit (Toyota Chassis)
- 100293-03-700 Air Bag Repair Kit-Left Hand, Kit Contains (1) Air Bag, (1) Elbow Fitting, (1) Elbow Fill Valve, (1) 3'1/4" Air Line, (1) Instructions (VW Chassis)
- 100293-03-701 Air Bag Repair Kit-Right Hand, Kit Contains (1) Air Bag, (1) Elbow Fitting, (1) Elbow Fill Valve, (1) 3'1/4" Air Line, (1) Instructions (VW Chassis)
- 100293-03-702 Valve, Air Fill
- 701390-04-700 Air Bag System, Rear '95, '96, '97 Rialta T9W-20
- 100293-01-705 Bracket



**Shock Absorber w/Dampner**


\*\*701390-29-000 Shock & Stabilizer Kit-Front End GM P-30 14,000-16,500 GVW (Kit Contains (2) front shocks w/brackets & front stabilizer asm.)

\*\* When ordering front suspension package it is recommended to also order rear suspension package.

**Rear Suspension Package**

- 701390-04-700 Air Bag System, Complete Installation Rear VW H-Body
- 701390-29-000 Shock & Stabilizers-STRG P30 (Blue Boot) T8181C (Same as 122756-02-000 OEM Installation)

- 122756-02-704 Bolt Package, Bolts, Nuts, Etc.
- 122756-02-707 Dampner-Steering, Yellow w/o Boot
- 122756-03-000 Shock & Stabilizer, Strg. P-30 (Yellow Shock)
- 122756-04-000 Shock & Stabilizer, Strg. P-30
- 122756-04-700 Bracket Asm.-Driver
- 122756-04-701 Bracket Asm.-Passenger
- 122756-04-702 Bolt Pkg. Kit
- 122756-03-702 Shock-Yellow, Monroe #557003
- 122756-03-700 Bracket Asm., Driver Side
- 122756-03-701 Bracket Asm., Pass. Side



**Bilstein Shock Absorber**

104993-02-000 Shock Absorber-Gas P30 Front-Bilstein B46-2137

**1990 Racks and Ladders**

**Racks**

Winnebago and Itasca

- 081026-01-700 C-Body, F-Series, M-Series RH
- 081026-02-700 C-Body, F-Series, M-Series LH
- 081026-05-700 P-Series RH
- 081026-06-700 P-Series LH

**Ladders**

Winnebago

- 080999-01-701 WF424-426 Upper & Lower
- 081016-04-700 WC/WF321-323-327
- 080999-02-702 M-Series Upper & Lower
- 092964-01-701 N-Series Upper & Lower
- 081016-02-700 F-Series
- 094823-01-701 P-Series Upper & Lower

Itasca

- 080999-01-701 IF424-426 Upper & Lower
- 081016-04-700 IC/IF321-323-327
- 080999-02-702 M-Series Upper & Lower
- 097220-01-700 N-Series
- 081016-02-700 F-Series, LH
- 094823-01-701 P-Series Upper & Lower



**1991 Racks and Ladders**

**Racks**

Winnebago and Itasca

- 081026-01-700 C-Body, F-Series, M-Series RH
- 081026-02-700 M-Series, C-Body Except W/1327RB, F-Series Except W/IF23EC LH
- 081026-14-700 W/IF23EC LH

**Ladders**

Winnebago

- 081016-04-700 WC/WF 321-324-327
- 080999-01-701 WF 424-427 Upper & Lower
- 081016-02-700 F-Series, LH
- 092964-01-701 N-Series Upper & Lower
- 080999-02-702 M-Series Upper & Lower
- 094823-01-701 P-Series Upper & Lower

Itasca

- 081016-04-700 IC/IF 321-324-327
- 080999-01-701 IF 424-427 Upper & Lower
- 081016-02-700 F-Series, LH
- 097220-01-700 N-Series
- 080999-02-702 M-Series Upper & Lower
- 094823-01-701 P-Series Upper & Lower

(A) Note parts also needed to attach lower ladder to bottom support .

- 081055-01-000 Internal Tooth Grip Washer
- 081056-01-000 Quick Release Pin



Sunflyers 1990 model year & built up to 3/17/92 also order 107438-16-700 & 107438-17-700 racks due to production change.

**1992 Racks and Ladders**

**Racks**

Winnebago and Itasca

- 081026-01-700 W/IC321 & W/IC324 C-Bodies RH
- 081026-02-700 W/IC321 & W/IC324 C-Bodies LH
- 081026-15-700 All "400" & "500" C-Bodies RH, Up to 3/1/92
- 107438-05-700 All "400" & "500" C-Bodies RH, After 3/2/92
- 107438-09-700 All "400" & "500" C-Bodies LH, After 3/2/92
- 081026-15-700 All "F-Series" RH, Up to 3/1/92 Contact P/S w/Ser. #
- 081026-16-700 All "F-Series" LH, Up to 3/1/92 Contact P/S w/Ser. #
- 107438-05-700 All "F-Series" RH, After 3/2/92
- 107438-06-700 All "F-Series" LH, After 3/2/92
- 081026-15-700 All "F-Series" RH, Up to 3/1/92 Contact P/S w/Ser. #
- 081026-16-700 All "F-Series" LH, Up to 3/1/92 Contact P/S w/Ser. #
- 107438-05-700 All "F-Series" RH, After 3/2/92
- 107438-06-700 All "F-Series" LH, After 3/2/92
- 107438-07-700 W/IKG34RQ RH, After 3/2/92
- 107438-08-700 W/IKG34RQ LH, After 3/2/92

**Ladders**

Winnebago and Itasca

- 081016-04-700 W/IC321 & W/IC324 C-Bodies
- 102953-02-700 W/IC422 & W/IC427RC-RQ
- 102953-02-700 All "500" C-Bodies
- 102953-01-700 All "F-Series"
- 102953-03-700 All "G-Series" Except W/IKG34RQ
- 102953-05-700 W/IKG34RQ

CONTINUED NEXT PAGE



1992 LADDERS CONTINUED

- 092964-01-701 Winnebago "N-Series" Upper & Lower  
Contact P/S w/ Ser. #
- 097220-01-700 Itasca "N-Series"
- 094823-01-701 All "P-Series" Elante' Upper & Lower

(A) Note parts also needed to attach lower ladder to bottom support .

- 081055-01-000 Internal Tooth Grip Washer
- 081056-01-000 Quick Release Pin
- 081107-01-000 Bumper Plate, All Winn. N-Series '92

*Sunflyers 1990 model year & built up to 3/17/92 also order 107438-16-700 & 107438-17-700 racks due to production change.*

**1993 Racks & Ladders**

**Racks**

Winnebago and Itasca

- 107438-05-700 All "400" and "500" Series RH
- 107438-09-700 All "400" and "500" Series LH
- 107438-05-700 All F-Series RH
- 107438-06-700 All F-Series LH
- 107438-05-700 All G-Series Except W/IKG34RQ RH
- 107438-06-700 All G-Series Except W/IKG34RQ LH
- 107438-07-700 W/IKG34RQ RH
- 107438-08-700 W/IKG34RQ LH
- 107438-14-700 All "M-Series - Vectra" RH
- 107438-15-700 All "M-Series - Vectra" LH

**Ladders**

Winnebago and Itasca

- 102953-02-700 All "400" & "500" Series
- 102953-01-700 All "F-Series"
- 102953-03-700 All "G-Series" except W/IKG34RQ
- 102953-05-700 W/IKG34RQ
- 102953-08-700 All "D-Series"
- 097220-01-700 All Itasca "N-Series"
- 092964-01-701 All Winnebago "N-Series" Upper & Lower Contact P/S w/ Ser. #
- 094823-01-701 All "P-Series - Elante'" Upper & Lower
- 108403-01-701 All "M-Series - Vectra" Upper & Lower

*Also order (1) 081056-01-000 Quick Release Pin (1) 081055-01-000 Grip Washer, (1) 081107-01-000 Pin Mount Bracket (M-Series Only)*

*Lower ladder to be stored in RH rear compartment while driving. Also order (4) 091952-01-000 clips*

*Sunflyers 1990 model year & built up to 3/17/92 also order 107438-16-700 & 107438-17-700 racks due to production change.*

**1994 Racks and Ladders**

**Racks**

Winnebago and Itasca

- 107438-09-700 All "400" and "500" Series LH
- 107438-05-700 All "500" Series RH
- 107438-05-700 All "400" Series Except "421 & 429" RH
- 107438-06-700 "F-Series" LH
- 107438-05-700 "F-Series" RH
- 107438-06-700 "All G-Series Except W/IKG34RQ" LH
- 107438-05-700 "All G-Series Except W/IKG34RQ" RH
- 107438-08-700 "W/IKG34RQ" LH

CONTINUED NEXT COLUMN

1994 LADDERS CONTINUED

- 107438-07-700 "W/IKG34RQ" RH
- 107438-16-700 "All N-Series" LH
- 107438-17-700 "All N-Series" RH
- 107438-15-700 "All M-Series" LH

**Ladders**

Winnebago and Itasca

- 102953-02-700 "All 400 and 500 Series"
- 102953-01-700 "All F-Series"
- 102953-03-700 "All G-Series Except W/IKG34RQ"
- 102953-05-700 "W/IKG34RQ"
- 097220-01-700 "All N-Series"
- 102953-08-700 "All D-Series"
- 094823-01-701 "All P-Series" Upper & Lower
- 108403-01-701 "All M-Series" Upper & Lower

*Also order (1) 081056-01-000 Quick Release Pin, (1) 081055-01-000 Grip Washer, (1) 081107-01-000 Pin*

*Mount Bracket (M-Series Only)*

*Lower ladder to be stored in RH rear compartment while driving. Also order (4) 091952-01-000 clips. Sunflyers*

*1990 model year & built up to 3/17/92 also order 107438-16-700 & 107438-17-700 racks due to production change.*

**1995 Ladders**

Winnebago and Itasca

- 102953-10-700 "All 300 and 400 Series"
- 102953-08-700 "All D-Series"
- 102953-09-700 "All F-Series Except W/IKF32RQ"
- 102953-12-700 "All W/IKF32RQ"
- 102953-11-700 "All G-Series"
- 116008-01-701 "All M-Series" Upper & Lower

*Also order (1) 081056-01-000 Quick Release Pin, (1) 081055-01-000 Grip Washer,*

*Lower ladder to be stored in RH rear compartment while driving. Also order (4) 091952-01-000 clips.*

**1996 Ladders**

Winnebago and Itasca

- 102953-10-700 "All 300 Series"
- 102953-15-700 "All 400 Series"
- 102953-10-700 "All 500 Series"
- 102953-08-700 "All D-Series" Except WCD30RQ & WCD28RQ
- 102953-14-700 W/CD28RQ & W/CD30RQ
- 102953-09-700 "All F-Series" Except WCF25RC & ICF25RC
- 102953-16-700 W/CF25RC & I/CF25RC
- 102953-13-700 "All G-Series" Except ICG29RQ & WCG30WQ
- 102953-11-700 I/CG29RQ, W/CG30WQ & WCG32RQ
- 116008-01-701 "All M-Series" Upper & Lower, Except WCM34WQ & WCM36WA
- 118841-01-701 All "M-Series" Upper & Lower, WCM34WQ & WCM36WA

*Also order (1) 081056-01-000 Quick Release Pin, (1) 081055-01-000 Grip Washer, (1) 081107-01-000 Pin*

*Mount Bracket (M-Series Only)*

*Lower ladder to be stored in RH rear compartment while driving. Also order (4) 091952-01-000 clips.*

*Sunflyers 1990 model year & built up to 3/17/92 also order 107438-16-700 & 107438-17-700 racks due to production change.*

**1997 Ladders**

Winnebago and Itasca

- 102953-15-700 IF429WQ, IF429WQ DL, IF429WU, IF429WU DL, WF429WQ, WF429WQ DL, WF429WU, WF429WU DL, WF431WQ, WF431WQ DL, IF431WQ, IF431WQ DL
- 102953-10-700 IF331WU, IF321RK, WF331WU, WF321RK, IF321RB, IF329RQ, WF327RC, WF329RQ, IF327RC, IF324RC, WF321RB, IF324RC
- 102953-11-700 ICG32WQ, ICG34WK, ICG34RQ, WFG34RQ, WFG37RW, IFG37RW, ICG35WQ, WCG32WQ, WCG34WK
- 102953-14-700 WCD25RU, WCD30RQ, WCD32RQ
- 102953-16-700 WCF31RQ, WCF33RQ, ICF31RQ
- 118841-01-701 WCM34WQ, Upper & Lower
- 102953-08-700 "All D Series"
- 123636-01-701 Q-Series, Upper & Lower

*Also order (1) 081056-01-000 Quick Release Pin, (1) 081055-01-000 Grip Washer.*

*Lower ladder to be stored in RH rear compartment while driving. Also order (4) 091952-01-000 clips.*

**1998 Ladders**

- 102953-18-700 WCF25RC
- 102953-11-700 W/I F30WQ, 32WQ
- 102953-11-700 WI/G 30WQ, 32WQ, 34WA, 35WP, 37WW, WG34WK & IG34WQ
- 102953-19-700 W/I F 20WQ, 31DQ, 31WQ, 33DQ
- 102953-20-700 IF30RQ
- 102953-21-700 W/IF26WU
- 125261-01-701 Upper & Lower W/I L33WB, 35WH, 36WL (Freightliner)
- 081056-01-000 Quick Release Pin, Bumper
- 081055-01-000 Internal Tool Grip Spring-Bumper
- 118841-01-701 Vectra, Upper & Lower
- 081056-01-000 Quick Release Pin, Bumper
- 081055-01-000 Internal Tooth Grip Spring, Bumper
- 123636-01-701 Luxor, Upper & Lower
- 081056-01-000 Quick Release Pin, Bumper
- 081055-01-000 Internal Tooth Grip Spring, Bumper

**1999 Ladders**

- 129639-01-01A WF327U, IF331G, WF331C, WF329N, WF329G, WF322E, WF324W, WF322R, IF324V, IF331, IF322E, IF329N, IF327P, IF322R
- 129639-02-01A WFF30WQ, ICF30WQ, WCF35WP, WCF32WQ, ICF32WQ, ICF35WP
- 130163-02-01A WFL33B, WFL35U, IFL33B, IFL35U, IFL35C, WFL35C, WKL36L-P, IKL36L-P, WFL34Y, WFL36L, IFL34Y, IFL36L
- 130164-02-01A WFL33B, WFL35U, IFL33B, IFL35U, IFL35C, WFL35C, WKL36L-P, IKL36L-P, WFL34Y, WFL36L, IFL34Y, IFL36L
- 130164-03-01A VCM37B, VCM39Y
- 130163-03-01A VCM37B, VCM39Y, 47.6"/4-Step w/Dog Leg

CONTINUED NEXT PAGE

## ACCESSORIES & MISC.

### 1999 LADDERS CONTINUED

129639-03-01A WCF26WU, ICF26WU, WFF29WQ,  
IFF29WQ, IFF29WQ, IFF31WQ,  
WFF31WQ  
130164-01-01A UKQ38K, UKQ40JD, UKQ38KD,  
UKQ40J  
130163-01-01A UKQ38K, UKQ40JD, UKQ38KD,  
UKQ40J  
129639-04-01A WCF25F, WCF28E  
129639-05-01A WF429U, IF429U, WF430V, IF430V,  
IF431A  
129375-01-000 Seal-Bracket, Ladder  
131256-01-01A Plate-Ladder  
081056-01-000 Pin-Quick Release-Single Action  
076767-11-000 Safety Cable 1/16" x 6"

## 2000 Ladders

### Winnebago and Itasca "G" Series

129639-03-01A 32V, 37G, 35B, 35U

### Winnebago and Itasca "L" Series

130164-04-01A Upper Ladder, 35V, 34Y  
130163-02-01A Lower Ladder, 35V, 34Y  
130164-02-01A Upper Ladder, KL36L  
130163-02-01A Lower Ladder, KL36L

### P-Series

132804-01-01A Upper Ladder, All  
130163-04-01A Lower Ladder, All-47.6"/4-Step  
w/Dog Leg

### Q-Series

130164-01-01A Upper Ladder, All  
130163-01-01A Lower Ladder, All, 47.6"/4-Step  
w/Dog Leg

### C-Body

### Winnebago and Itasca

129639-02-01A 327P  
129639-03-01A 324V, 322E, 329N, 322R

### F-Series

### Winnebago and Itasca

129639-02-01A 30A, 35C, 32T, 33V  
129639-03-01A 26P, 29A, 31B

## 2001 Ladders

### Q-Series

130164-01-01A Upper Ladder, All  
130163-01-01A Lower Ladder, All

### F-Series

### Winnebago and Itasca

129639-02-01A F30W, F35C, F32T, F33V  
129639-03-01A All Non-Basement Models

### C-Body

### Winnebago and Itasca

129639-02-01A W/ICF327P  
129639-03-01A "300 C-Body", All 300 Chalet, All  
300 except W/IC327P, W/IF331C, IF331T

### P-Series

132804-01-01A Lower Ladder, All  
130163-04-01A Lower Ladder, All

### L-Series

### Winnebago and Itasca

130164-04-01A Upper Ladder, W/IFL34Y,  
W/IFL35U, W/IFL36W  
130163-02-01A Lower Ladder, W/IFL34Y,  
W/IFL35U, W/IFL36W, 47.6"/4-Step w/Dog Leg

### D-Series

129639-03-01A Ladder Upper-27TW/I, 27CW  
130163-05-01A Ladder Lower-27TI, 27CW

### G-Series

129639-03-01A Ladder Upper-All  
130163-05-01A Ladder Lower-All, 24.4", 2-Step

## 2002 Ladders

### "A" Ladders

### D-Series

129639-03-01A Upper Ladder  
130163-06-01A Lower Ladder, 24.4", 2-Step

### F-Series

129639-03-01A Upper Ladder  
130163-07-01A Lower Ladder, 21.9", 2-Step

### G-Series

129639-03-01A Upper Ladder  
130163-05-01A Lower Ladder

### L-Series

137927-01-01A Upper Ladder  
130163-08-01A Lower Ladder, 35.6", 3-Step

### P-Series

132804-01-01A Upper Ladder  
130163-04-01A Lower Ladder

### Q-Series

130164-01-01A Upper Ladder  
130163-01-01A Lower Ladder

### "C" Ladders

129639-06-01A Ladder Asm. 331C/T, 430V, 431C,  
324F, 95.7", 7-Step  
129639-03-01A Ladder Asm. 329N, 324V, 322E,  
322R

## 2003 Ladders

### C-Ladders

129639-07-01A Ladder-81.7"  
130163-10-01A Ladder-Lower, 35.6"

### P-Series

129639-07-01A Ladder-81.7"  
130163-10-01A Ladder-Lower, 35.6"

### D-Series

129639-03-01A Ladder-89"  
130163-06-01A Ladder-Lower, 24.4"

### F-Series

129639-07-01A Ladder-81.7"  
130163-10-01A Ladder-Lower, 35.6"

### G-Series

130163-09-01A Ladder-Lower, 35.6"  
141624-01-01A Ladder Rear Cap

### Q-Series

130163-01-01A Ladder-Lower, 47.6"  
130164-01-01A Ladder-Upper

### L-Series

130163-08-01A Ladder-Lower, 35.6"  
137927-01-01A Ladder-Upper

## 2004 Ladders

### S-Series

145614-01-01A Upper Ladder  
145618-01-01A Lower Ladder

### Q-Series

130164-01-01A Upper Ladder  
130163-01-01A Lower Ladder

### P-Series

132804-01-01A Upper Ladder  
130163-04-01A Lower Ladder w/Dog Leg

### L-Series

137927-01-01A Upper Ladder  
130163-08-01A Lower Ladder

### G-Series

141624-01-01A Upper Ladder  
130163-09-01A Lower Ladder

### F-Series

129639-03-01A Upper Ladder  
130163-07-01A Lower Ladder

### D-Series

129639-03-01A Upper Ladder  
130163-06-01A Lower Ladder

### C-Body

129639-04-01A Ladder-85.1"

## 2005 Ladders

### P-Series

132804-01-01A Upper Ladder  
150785-01-01A Lower Ladder, 47.6", 4-Step w/Dog  
Leg

### S-Series

150785-04-01A Lower Ladder, 47.6", 4-Step w/Dog  
Leg  
145614-01-01A Upper Ladder

### G-Series

141624-01-01A Ladder-Rear Cap  
130163-09-01A Ladder Extension, Lower, 35.6", 3-  
Step

### F-Series

149238-01-01A Upper Ladder  
150785-02-01A Lower Ladder, 35.6", 3-Step w/Dog  
Leg

### D-Series

129639-03-01A Ladder, 89", 7-Step  
130163-06-01A Ladder Extension, Lower, 24.4", 2-  
Step

### C-Body

129639-08-01A Ladder, 54.7", 5-Step  
150785-03-01A Ladder, Lower, 35.4", 3-Stop w/Dog  
Leg

## 2006 Ladders

### 700 Series

129639-08-01A Ladder-54.7", 5-Step  
150785-03-01A Ladder-Lower, 35.4"/3-Step w/Dog  
Leg, Hinged Standoff

### 29H

129639-10-01A Ladder-54.7", 5-Step  
150785-07-01A Ladder-Lower, 35.4"/3-Step w/Dog  
Leg, Hinged Standoff

### 500 Series

152869-02-01A Ladder/Folding, 78.6"/129.7", 10-  
Step, Round Tube Style  
152869-01-01A Ladder/Folding, 78.6"/129.7", 10-  
Step, Square Tube Style

### 400 Series

129639-07-01A Ladder, 81.7" 6-Step  
130163-10-01A Ladder/Lower 35.6", 3-Step

### 300 Series

129639-04-01A Ladder, 85.1", 6-Step

### 25F

129639-09-01A Ladder/Upper 33.4", 2-Step  
150785-06-01A Ladder/Lower, 60.7", 5-Step,  
Hinged Standoff

CONTINUED NEXT COLUMN

CONTINUED NEXT COLUMN

2006 LADDERS CONTINUED

P-Series

132804-01-01A Ladder/Upper  
150785-05-01A Ladder/Lower, 47.6"/4-Step w/Dog Leg-Hinged Standoff

G-Series

141624-02-01A Ladder Asm.  
150785-05-01A Ladder/Lower, 35.6"/3-Step-Hinged Standoff

F-Series

149238-01-01A Ladder/Upper  
150785-02-01A Ladder/Lower, 35.6"/3-Step, Hinged Standoff

D-Series

129639-03-01A Ladder-89", 7-Step  
130163-06-01A Ladder/Lower, 24.4", 2-Step

S-Series

145614-03-01A Ladder/Upper  
150785-04-01A Ladder, Lower

R-Series

145614-02-01A Ladder/Upper  
150785-08-01A Ladder, Lower

**2007 Ladders**

300 Ford

129639-09-01A Ladder-Upper, 33.4", 2-Step  
150785-09-01A Ladder w/Fold Down Ext. 98.4", 8-Step

300 GM

129639-09-01A Ladder-Upper, 33.4", 2-Step  
150785-10-01A Ladder w/Fold Down Ext. 101.9" 8-Step

700-Series

129639-08-01A Ladder, 71.7", 5-Step  
150785-03-01A Ladder, Lower, 35.4"/3-Step w/Dog Leg, Hinged Standoff

500-Series

152869-02-01A Ladder/Folding, 78.6"/129.7", 10-Step (Round Tube Style)

R-Series

145614-02-01A Ladder-Upper  
150785-08-01A Ladder-Lower, 47.6"/4-Step, Hinged Standoff

S-Series

145614-03-01A Ladder-Upper  
150785-04-01A Ladder-Lower, 47.6"/4-Step, Hinged Standoff

P-Series

132804-01-01A Ladder-Upper  
150785-01-01A Ladder-Lower, 47.6"/4-Step w/Dog Leg-Hinged Standoff

G-Series

141624-02-01A Ladder Asm.  
150785-05-01A Ladder-Lower - 35.6"/3-Step-Hinged Standoff

F-Series

149238-02-01A Ladder-Upper  
150785-02-01A Ladder-Lower, 35.6"/3-Step-Hinged Standoff

D-Series

152869-03-01A Ladder/Folding 78.6"/141.5", 11-Step

200-Series

161113-03-01A Ladder-8-Step, 103.9"

400-Series

129639-07-01A Ladder, 81.6", 6-Step  
130163-10-01A Ladder Ext./Lower, 35.6"-3-Step

**2008 Ladders**

E-Series

161113-03-01A Ladder-8-Step, 103.9"  
161113-10-01A Ladder-9-Step, 113.6"

D-Series

161113-10-01A Ladder-9-Step, 113.6"

700-Series

150785-03-01A (726A) Ladder-Lower, 35.4"/3 Step w/Dog Leg, Hinged Standoff  
150785-07-01A (729H) Ladder-Lower, 35.4"/3 Step w/Dog Leg, Hinged Standoff  
161113-04-01A (726A) Ladder-5-Step, 71.7"  
161113-05-01A (729H) Ladder-5-Step, 71.7"

500-Series

161113-11-01A Ladder-7-Step, 89.8"

300-Series

161113-09-01A Ladder-7-Step, 99.6"

200-Series

129639-05-01A Ladder-95.5", 7-Step

P-Series

161113-06-01A Ladder-5-Step, 71"  
161990-02-01A Ladder-Lower  
161990-01-01A Ladder-Lower (Freightliner)

R-Series

161113-07-01A Ladder-5-Step, 73.4"  
161990-03-01A Ladder-Lower  
129375-02-000 Seal-Ladder Bracket  
150785-08-01A Ladder-Lower, 47.6"/4-Step, Hinged Stand Off

S-Series

161113-08-01A Ladder-5-Step, 73.3"  
161990-04-01A Ladder-Lower  
129375-02-000 Seal-Ladder Bracket

M-Series

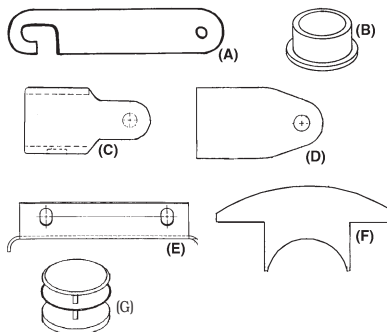
161113-06-01A Ladder-5-Step, 71"  
161990-01-01A Ladder-Lower (Freightliner)  
161990-05-01A Ladder-Lower  
129375-02-000 Seal-Ladder Bracket

G-Series

161113-01-01A Ladder-9-Step, 116.4"  
129375-02-000 Seal-Ladder Bracket

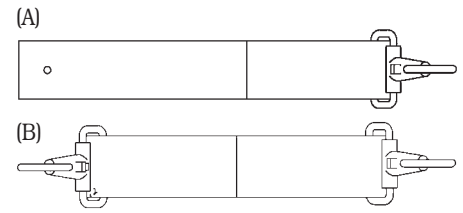
F-Series

161113-02-01A Ladder-9-Step, 116.4"  
161113-10-01A Ladder-9-Step, 113.6"  
129375-02-000 Seal-Ladder Bracket



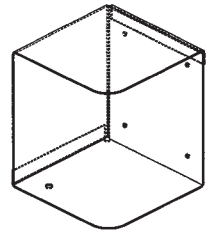
**Rack & Ladder Accessories**

- A) 080873-01-000 Latch-Ladder, Lower
- B) 081114-01-000 Black Cap 1" Round
- C) 081115-01-000 Top Cap 1" F/Bottom Ladder
- D) 081116-01-000 Slide Bracket w/Bolt
- E) 081107-01-000 Bumper Pin Plate
- F) 076980-02-000 Step End Cap
- G) 081114-02-000 Cap, Insert-Round 1", Wht.




**Bunk Strap**

- (A) 155842-01-000 Strap/Bunk w/Catch Hook
- (B) 155842-02-000 Strap/Bunk w/2 Catch Hooks



**Bracket**

149366-01-02B Bracket-Storage Box, Ladder



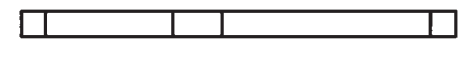
**Seal**

129375-02-000 Seal-Ladder, Bracket



**Bunk Lift Bracket**

159811-01-01A Bracket-Bunk Lift, Almond



**Ladder Strap**

162356-02-000 Strap Ladder, Tiedown



## ACCESSORIES & MISC.

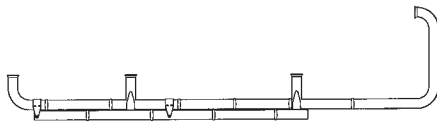
### Bunk Ladder

106025-01-01A Ladder-Bunk, C-Bodies, Black, 56"  
 106025-03-01A Ladder-Bunk, C-Bodies, Black,  
 47.3"  
 106025-01-700 Bracket-Set, F/Bunk Ladder  
 106025-05-01A Ladder-Bunk, Black, 52.8"  
 106025-06-01A Ladder-Bunk, 58.6", Black  
 106025-07-01A Ladder-Bunk, 63.4", Black  
 106025-08-01A Ladder-Bunk, 51.9", Blk.  
 106025-06-701 Foot Cap f/Ladder, Gray  
**\*If Built Before 8/15/05 Contact Parts  
 Administrator To Order Bunk Handle 094658.**

### Folding Ladder

(Folded Size)

148880-01-01A Ladder-Folding, 3.5"  
 x 4.5" x 75", 23 lbs.  
 148880-02-01A Ladder-Folding, 3.5"  
 x 4.5" x 86.5", 26 lbs.




### Folding Ladder

152869-02-01A Ladder-Folding, 78.6"/126.2" 10-  
 Step, Brushed Aluminum, Round Tube Style  
 152869-03-01A Ladder/Folding 78.6"/141.5", 11-  
 Step, Brushed Alum.  
 152869-04-01A Ladder/Folding 78.6"/131.9", 10-  
 Step, Brushed Alum.



### Ladder Stop

157457-01-02A Ladder Stop-B/W



### Bracket

160246-01-01A Bracket-Ladder, Black

### Bracket

160016-01-02B Bracket-Ladder



### Firestone Ride-Rite Helper Springs

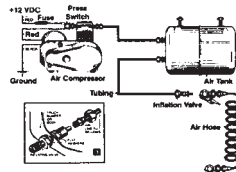
Installed between the frame and axle, Ride-Rite springs help you compensate for heavy, unbalanced loads. As the load increases, you can add air to each spring, re-establishing the original distance between frame and axle. By adjusting the pressure you can regulate just how much load your helper springs carry, leaving the rest to your vehicle's suspension. The basic kit includes two bellows and the brackets, bolts, nuts and washers needed to install them. Also included are airline tubing and fittings to install the manual inflation system. Complete instructions are also included.

#### Chevy

084086-04-702 Bellows Only (Air Bag)  
 084086-01-708 Airline Service Kit-1/4" Hose (2) Fill  
 Valves, (2) 3/8" MPT Elbow, 1/4" Hose Elbows (2)  
 1/4" MPT/14" Barbed Elbow

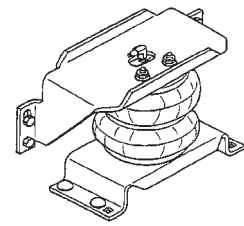
**084086-04-000 Airspring-Ride Rite Kit  
 GM to 1996 10,500-12,300 GVW (Pce. Parts Only)**  
 084086-04-702 Bag-Air, Bellows w/Bolt-Elbow  
 084086-05-706 Valve-Inflation, Push to Connect

**084086-05-000 Airspring-Ride Rite Kit  
 '93-'97 GM 14,500-16,000 GVW (Pce. Parts Only)**  
 084086-01-708 Airline Service Kit  
 084086-05-700 Bag-Air, Bellows F/Dual System  
 084086-05-706 Valve-Inflation, Push to Connect



**084086-07-000 Compress Air 12V 1/6HP Kit  
 (Shown Above) (Pce. Parts Only)**  
 084086-07-700 Compressor  
 084086-07-701 Tubing-18 Ft.  
 084086-07-702 Tank-Air  
 084086-07-703 Hose-Air

**084086-08-000 Airspring-Ride Rite Kit  
 '93-'97 GM 14,500-16,000 GVW**  
 084086-05-706 Valve-Inflation, Push to Connect  
 084086-08-702 Bracket-Upper




### Air Bag Kit

135674-01-000 Airspring-Air Bag Kit, Ford  
 084086-05-706 Valve-Inflation, Push to Conn.  
 135674-01-700 Air Spring  
 135674-01-701 Bracket-Upper/Rt. & Lt.  
 135674-01-702 Bracket-Lower/Rt. & Lt.  
 135674-01-703 Strap/Shim f/Bracket

### Generator Muffler Systems

105529-01-000 4-5-7KW Front Discharge Muffler  
 105602-01-000 4-5-7KW Exhaust Gasket  
 105527-02-000 7KW Exhaust Elbow



### Doorbell

LB-14WH Built-In. For flush-type mounting. White  
 louvered panel may be painted to match color of  
 wall. Cover is 5-11/16"W x 7-5/8"H. Cutout 4-  
 7/8"W x 7"H. The housing is only 1-7/8" deep.

095186-02-000 Doorbell



### Valve-Pressure Solenoid


100532-09-704 Valve, Pressure-Solenoid (large) 4.5"  
 long x 2/3" dia. w/Tee Handle (Shown)  
 131306-12-702 Valve, Pressure-Solenoid (Small)  
 3.3" long x 1.6" dia.



**Check Valve & Kit**


(Not Shown)

100532-31-701 Check Valve & Kit  
100532-02-701 Spring Kit-15" x 10" (Consists of 2 springs and 1 rod)



**Step Rug**

701055-04-000 Brown Deluxe 20" x 13-1/2", Tan

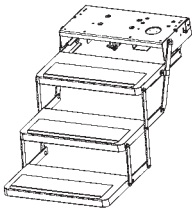


Dimensions: 27"W x 10"H,  
8" Top of bracket to top of step

**Pull-Out Step Assembly**

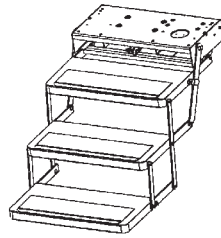
Self-storing and swings down.

077848-01-000 Step Asm. w/Bracket 6.8"H x 6"W  
077848-02-000 Step Asm. w/Bracket 8.3"H x 6"W  
077848-04-000 Step Asm. w/Bracket 6.8"H x 6"W  
w/Radius Bend



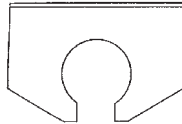
**Triple Electric Step**

143709-02-01A Step-Electric, Triple, Black  
088746-01-705 Light-Under Step  
094707-03-701 Plug-4-Way-Packard  
094707-04-700 Control Unit w/Override  
094707-04-701 Motor w/Screws, "AM-214" w/9510  
Control Steps f/IMGL Steps  
143709-01-700 Cam Stop  
143709-01-701 Bumper-Black (Rubber Stop)  
143709-01-702 Tread/Non-Skid, 6" x 21", Blk  
143709-01-703 Frame Only Painted Black 25  
143709-02-700 Link/Assembly 24/25 Series  
143709-01-710 Conversion Kit f/24/25-9510  
Control w/Integrated Motor (Kit Includes  
Motor/Linkage/Control Unit)  
143709-02-702 Motor "AM 214" f/IMGL Triple  
143709-01-705 Motor Asm. 23/25 Step




**Triple Step Asm.**

143709-01-01A Step Asm. Electric, Triple, Black  
(Pce. Parts Only)  
143709-01-700 Cam Stop  
143709-01-701 Bumper-Black (Rubber Stop)  
143709-01-702 Tread/Non-Skid-6" x 21", Blk  
143709-01-703 Frame Only, Painted Black, 25  
143709-01-704 Link Asm., Electric Step, 24/25  
143709-01-705 Motor Assembly, 24/25 Step  
143709-01-706 Control Unit  
088746-01-705 Light-Under Step



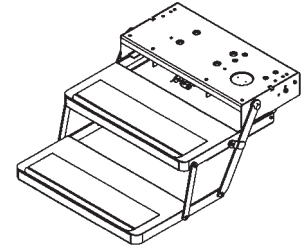
**Bracket Connector**

113588-01-01B Bracket Connector, Trailer, L-Shaped



**Electric Step Assembly**

42 Series. 30-1/4" W x 45-1/8"D x 9-1/8"H  
113483-01-01A Step Assembly, Electric Double (Pce.  
Parts Only)  
088746-01-705 Light-Under Step  
113483-01-700 Module Control  
113483-01-701 Frame w/Dbl. Step 4200 Series  
113483-01-702 Roller Top, 12" Long  
113483-01-703 Roller Lower, .22"-3" Wide  
113483-01-704 Lower Roller 22", 2.2" Wide



**Kwickie Double Step**

094707-04-01A Step-Electric Double, Blk.  
088746-01-705 Light-Under Step  
094707-03-701 Plug-4-Way, Packard  
094707-04-700 Control Unit w/Override  
094707-04-701 Motor w/Screws f/IMGL Steps  
094707-04-702 Cotter Pin-w/Clevis Pin  
094707-04-703 Gear Box w/Linkage, Curved  
143709-01-700 Cam Stop  
143709-01-701 Bumper-Black (Rubber Stop)  
143709-01-702 Tread/Non-Skid 6" x 21" Blk.  
094707-04-704 Frame w/Dbl. Step  
094707-04-711 Kwiktest f/Testing Kwickie Steps  
w/4-Way Pigtail



**Kwickie Electric Step With Light Pce. Parts**

094708-01-01A Single Step As. #28 Series (Pce.  
Parts Only)  
094707-01-01A Double Step Asm. #32 Series (Pce.  
Parts Only)

**Universal Parts**

P01713-01-000 Switch Asm., Electric Step w/Seal  
116995-01-000 Switch, Magnet-Step, Electric,  
Wht./Wht., Normally Closed

(Used after 10/24/94)

094707-01-702 Frame Double Step  
088746-01-709 Frame Single Step  
116995-02-000 Switch, Magnet, Black & White,  
Normally Open  
116995-03-000 Switch, Magnet, Black Switch  
w/Black Magnet

**Conversion Assemblies**

094708-02-700 Conversion Asm.-Single Step  
091201-01-703 Conversion Asm.-Double Step  
\*\*Conversion assemblies contain control unit, motor  
replacement kit, linkage assembly and gear box  
assembly

**(Orange) Control Unit Parts Only (White as of 8/5/94)**

094707-02-70A Motor Kit-"AM" Motor (Motor,  
bracket, gear, wire, instructions)

CONTINUED NEXT PAGE

## ACCESSORIES & MISC.

### KWIKEE ELECTRIC STEP CONTINUED

094707-02-701 Linkage Asm. F/32 Series  
094707-02-703 Bearings & Pins Kit

**Use the following parts for converting (Blue) control unit to (Orange) (White) as of 8/5/94. Control Unit.**

094707-03-700 Control Box (Black)  
094707-02-70A Motor Kit-"AM" Motor (Motor, bracket, gear, wire, instructions)  
094707-02-701 Linkage Asm. F/32 Series  
088746-01-705 Light-Under Step  
094707-01-702 Frame w/DbL. Step, 3200 Series  
094707-02-701 Linkage Asm. w/Bearings & Pins  
094707-02-702 Gear Kit (Gear-Bearing-Pins)  
094707-02-703 Bearing & Pins  
094707-02-704 Connector-Motor Asm. w/Plates  
094707-02-708 Tread-Non-Skid, Yellow  
094707-03-700 Kit-Control/Switch Retrofit  
094707-03-701 Plug, 4-Way, Packard  
094708-03-01A Step Asm. Electric, Single Black  
088746-01-705 Light-Under Step  
088746-01-709 Frame w/Sgl. Step, 2800 Series  
094707-02-703 Bearing & Pins  
094707-03-700 Kit Control/Switch Retrofit  
094707-03-701 Plug, 4-Way  
094708-05-710 Conversion Kit f/28 Series  
094707-04-710 Conversion Kit f/32 Series



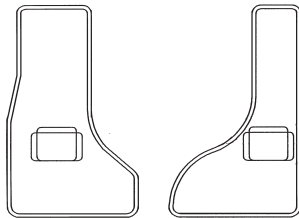
### Kwikkee Electric Steps

094708-06-01A Step-Electric, Single, Black  
094707-03-701 Plug-4-Way-Packard  
094707-04-700 Control Unit w/Override  
094707-04-701 Motor w/Screws f/IMGL Steps  
094707-04-702 Cotter Pin-w/Clevis Pin  
094707-04-703 Gear Box w/Linkage-Curved  
094707-04-711 Kwiktest w/4-Way Pigtail  
094708-06-700 Frame w/Sgl. Step, 28RNF SRS  
143709-01-701 Bumper-Black  
143709-01-702 Tread/Non-Skid, 6" x 21", Black  
094708-05-01A Step-Electric, Single, Black  
088746-01-709 Frame w/Single Step  
094707-03-701 Plug-4-Way, Packard  
094707-04-700 Control Unit w/Override  
094707-04-701 Motor w/Screws f/IMGL Steps  
094707-04-702 Cotter Pin w/Clevis Pin  
094708-05-700 Gear Box w/Linkage, Straight  
088746-01-705 Light, Under Step  
094707-04-711 Kwiktest w/4-Way Pigtail  
094708-05-701 Frame w/Sgl. Step  
143709-01-702 Tread/Non-Skid, 6" x 21", Black



### Conversion Kits & Kwiktest


094707-04-710 Conversion Kit f/32 Series-9510 Control w/Integrated Motor. Kit Includes IMGL. Motor/Linkage/Control Unit/Pigtail/Hdwe.  
094708-05-710 Conversion Kit f/28 Series-9510 Control w/Integrated Motor. Kit Includes IMGL. Motor/Linkage/Control Unit/Pigtail/Hdwe.  
700815-01-000 Conversion Upgrade-Kwikkee Level Best Manual To Auto-Includes Touch Pad w/Pressure Sensor  
094707-04-711 Kwiktest f/Testing Kwikkee Steps w/4-Way Pigtail



### Floormats

Rubber. Gray

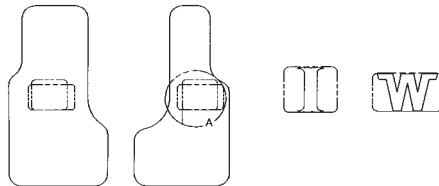
125780-01-000 Mat-Floor, Frt. RH "W" Ford  
125780-02-000 Mat-Floor, Frt. LH "W" Ford  
125780-03-000 Mat-Floor, Frt. RH "T" Ford  
125780-04-000 Mat-Floor, Frt. LH "T" Ford



### Rialta Floormats

Rubber.

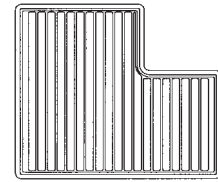
115381-01-01A Mat-Floor, Driver (Gray/Black)  
115381-02-01A Mat-Floor, Passenger (Gray/Black)



### Floormats

Rubber. Gray with silver lettering.

124182-01-01A Mat-Floor, RH W Chevy  
124182-02-01A Mat-Floor, Front LH W Chevy  
124182-03-01A Mat-Floor, Front RH I Chevy  
124182-04-01A Mat-Floor, Front LH I Chevy



### Floormats

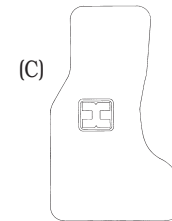
Rubber. Black.

108152-03-000 Mat-Floor, LH



### Anti-Slip Mat

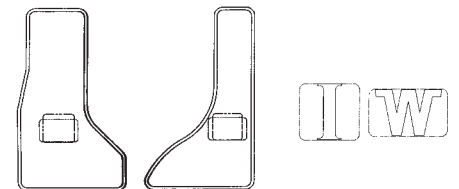
102569-05-000 Mat, Anti-Slip



### Floormats


With Winnebago or Itasca imprint. Rubber

(A) 081075-01-000 Winnebago 25-3/4" x 10-1/4", Gray  
(A) 081075-04-000 Itasca, 25-3/4" x 10-1/4", Gray (Not Shown)  
(B) 081202-01-000 Winnebago, 14" x 24", Gray  
(C) 083219-03-000 Itasca, Brown/Tan Letters



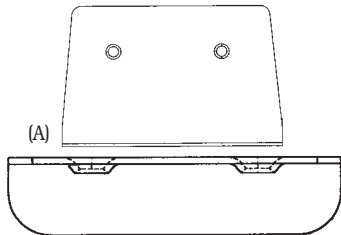
### Floormats

155266-03-01A Mat-Floor, Front Passenger "T" Ford, Pebble Brown  
155266-04-01A Mat-Floor, Front Driver "T" Ford, Pebble Brown  
155266-05-01A Mat-Floor, Set "W" Ford, Pebble Brown/Black  
155266-06-01A Mat-Floor, Set "T" Ford, Pebble Brown/Black



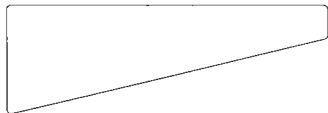
**Rubber Step Tread**

- 133114-01-01A Tread-Step/Rubber, 29.3" x 10.1", Taupe
- 133114-01-03A Tread-Step/Rubber, 29.3" x 10.1", Taupe
- 133114-02-01A Tread-Step/Rubber w/Lip, 28.5" x 9.8", Taupe
- 133114-02-03A Tread-Step/Rubber w/Lip, 28.5" x 9.8", Gray
- 133114-03-01A Tread-Step/Rubber, 27.1" x 10.1", Taupe
- 133114-03-02A Tread-Step/Rubber, 27.1" x 10.1", Blue
- 133114-03-03A Tread-Step/Rubber, 27.1" x 10.1", Gray
- 133114-04-02A Tread-Step/Rubber w/Lip, 27.1" x 9.8", Blue
- 133114-04-03A Tread-Step/Rubber w/Lip, 27.1" x 9.8", Gray
- 133114-05-01A Tread-Step/Rubber, 23" x 10.1", Taupe
- 133114-06-01A Tread-Step/Rubber w/Lip, 29.3" x 9.8", Taupe
- 133114-07-01A Tread-Step/Rubber w/Lip, 26.3" x 9.4", Taupe
- 133114-08-01A Tread-Step/Rubber w/Lip, 26.3" x 1.6", Taupe
- 133114-08-03A Tread-Step/Rubber w/Lip, 26.3" x 1.6", Gray



**Rubber Step Tread**

- (A) 154383-01-04B Tread/Step Driver, Black
- (B) 154383-02-04B Tread/Step Driver, Black



**Anti-Slip Mat**

- 146515-01-01A Mat, Anti-Slip, RH, Blk
- 146515-02-01A Mat, Anti-Slip, LH, Blk
- 146515-03-01A Mat, Anti-Slip, RH, Blk, Fiber
- 146515-04-01A Mat, Anti-Slip, LH, Blk, Fiber

(Not Shown)

**Trunk Liner Carpet**

- 093486-01-000 Carpet-Compartment, 72" Wide, Dark Gray


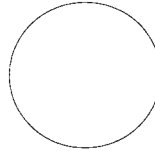
**Non-Skid Pad**

- 122717-06-01A Pad-Non-Skid, PSA 5" Wide



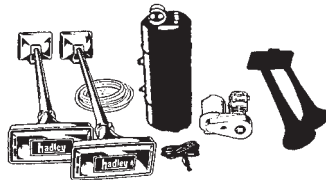
**Non-Skid Pad**

- 122717-01-01A Pad-Non-Skid, 4" Diameter Round



**Step Tread**

- 10.7" x 26.3"
- 147781-01-01A Tread-Step, Rubber-Taupe
- 147781-01-02A Tread-Step, Rubber, Blue
- 147781-01-03A Tread-Step, Rubber, Gray



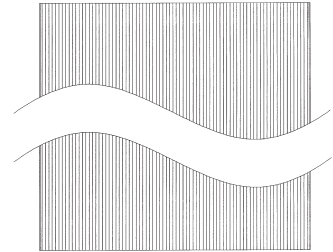
**Air Horn Kit**

Heavy duty chrome rectangular 29" x 26". 133 decibel horns can be heard up to 1 mile away. Includes: horns, air compressor, air reservoir, installation hardware and instructions.

- 077497-01-000 Horn Kit (Pce. Parts Only)
- 077497-01-700 Air Tank Solenoid
- 077497-01-701 Compressor Switch
- 077497-01-702 Toggle Switch w/Wire
- 077497-01-703 Air Tank
- 077497-01-704 Compressor w/Direct Drive Motor & Retrofit Kit
- 077497-02-000 50' Coiled Hose
- 077497-03-000 Air Pressure Gauge & Hose Fittings Kit
- 077497-01-714 Valve Repair Kit w/o Head
- 077497-05-000 Compressor/Tank/Solenoid Kit (Pce. Parts Only)
- 108357-05-000 Switch, Rocker SPDT On/None/On
- 108356-01-01A Actuator Switch, Grooves III
- 096241-03-000 Switch Blank
- 077497-06-000 Horn, Air, Chrome, Twin, w/ Fittings & Bracket
- 077497-08-000 Horn, Air, Black, Twin, Short, Horns Only
- 077497-10-000 Compressor/Tank/Solenoid Kit
- 077497-10-700 Compressor/Direct Drv. - Universal
- 077497-01-700 Air Tank Solenoid
- 077497-01-703 Air Tank
- 077497-09-000 Tank-Air & Solenoid Kit
- 077497-11-000 Solenoid-Horn, Remote Mount
- The -06 and -08 require the -02, -03 & -10 to make it complete.**

**Step Tread**

- 163252-01-01A Tread-Step/Running Board, 32.2"




**Slideout Cover**

- 145181-01-000 Cover-Slideout-Pleated, 72.9" H x 21.9" W
- 145181-02-000 Cover-Slideout-Pleated, 68.5" H x 21.9" W

**Rubber Flooring**

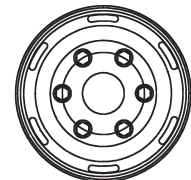
- 164616-02-01A Flooring/Rubber, 22.1" x 1.1", Black
- 164616-03-01A Flooring/Rubber, 17.7" x 1.1", Black

**Alcoa Polished Aluminum Wheel Pce. Parts**



Alcoa forged aluminum wheels from the same technology used to build wheels for jumbo jets and heavy trucks. Strong, reliable one-piece forging.

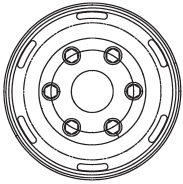
- 051377-01-000 Valve Stem Assembly



**Liner Wheel**

- 154970-02-000 Liner-Wheel
- 154970-02-700 Cover/Wheel-Front w/Lug Covers
- 154970-02-701 Liner/Wheel-Rear w/o Hub Cover
- 154970-02-702 Cap/Center Hub/RR w/Lug Covers
- 154970-02-703 Decal/Center Cap 2"-Pair & Tool





**Dicor Wheel Cover**


154970-01-700 Cover/Wheel (1 Ea.), 16"




**Dicor Wheel Covers**

109443-01-000 Wheel Cover, GM 19.5" (Shown) 10 Lug (Chevy Chassis) Pce. Parts Only  
 109443-01-700 Cover-Wheel, 19.5" Frt./RR, 1 Only  
 109443-01-701 Bracket-Ret. Frt. Wheel  
 109443-01-702 Bracket-Ret. Rear Wheel  
 109443-01-703 Cap-Center, Hub-Dicor  
 109443-01-704 Clip-Retainer  
 109443-03-000 Wheel Cover Set, Oshkosh 19.5" (Set Of 4) (Pce. Parts Only)  
 109443-01-700 Cover-Wheel, 19.5" Frt./RR, 1 Only  
 109443-01-703 Cap-Center, Hub-Dicor  
 109443-03-700 Bracket-Ret. Front, 1 Only, OshKosh/John Deere  
 109443-03-701 Bracket-Ret. Rear, 1 Only  
 109443-04-000 Wheel Cover Set/4, 19.5" f/Spartan & Freightliner Chassis f/Accuride #28853  
 109443-01-700 Cover-Wheel, 19.5" Frt./RR, 1 Only  
 109443-01-703 Cap-Center, Hub-Dicor  
 109443-03-701 Bracket-Ret. Rear, 1 Only  
 109443-04-700 Bracket-Ret. Front Set, 1 Only, Oshkosh Only  
 109443-05-000 Wheel Cover Set-GM 16" Stainless Steel/8 Lug/4 Covers  
 098532-01-700 Cover-Fake Lug Nut (Plastic)  
 109443-05-700 Wheel Cover-16" SST, 1 Only  
 109443-06-000 Wheel Cover Set-GM/WH 19.5" w/Long Studs/4 Covers  
 109443-01-700 Cover-Wheel, 19.5" Frt./RR, 1 Only  
 109443-01-701 Bracket-Ret. Frt. Wheel  
 109443-01-703 Cap-Center, Hub-Dicor  
 109443-01-704 Clip-Retainer  
 109443-06-701 Bracket-Retention, Rear, 1 Set, Chevy  
 098532-01-700 Cover-Fake Lug Nut (Plastic)  
 109443-01-703 Cap-Center, Hub-Dicor  
 109443-07-700 Cover/Wheel-Front/Rear w/8 Lug Covers w/o Center Cap  
 109443-07-701 Bracket Set Front 1 Ea.=1 Set  
 109443-07-702 Bracket Set Rear 1 Ea.=1 Set  
 109443-07-703 Jamb Nut (Thin Wall) 14mm  
 109443-08-000 Wheel Cover Set, '03 Ford F53 19.5" (1 Set=4 Covers) (Used From 4/15/03)  
 109443-01-703 Cap-Center, Hub-Dicor  
 109443-07-700 Cover/Wheel-Front/Rear w/8 Lug Covers w/o Center Cap  
 109443-08-700 Bracket-Retention, Front 1 Ea.=1 Set  
 109443-08-701 Bracket-Retention, Rear 1 Ea.-1 Set

**Kaper II Wheel Liners**




**(A) 19.5 GM 10 Lug**  
 091209-01-000 Kit 19.5 GM Set of 4  
 091209-01-700 Liner-Wheel Frt. 10 Lug  
 091209-01-701 Liner-Wheel RR 10 Lug  
 091209-01-702 Cover Axle, Frt. 19.5 10 Lug  
 091209-01-703 Cover Axle Rear, 19.5 10 Lug  
 091209-01-704 Cover Jamb Nut w/o Flange



**(B) 16.0 Ford 10 Lug**  
 091209-08-000 Liner-Wheel, Set/4 F53 Over Lug (Pce. Parts Only)  
 091209-14-000 Liner-Wheel, Set/4 F53/1 Pc. 16" (Pce. Parts Only)  
 091209-01-704 Cover-Jamb Nut w/o Flange  
 091209-08-706 Nut-Flat .500 9/16 Stud  
 091209-10-704 Nut Jamb, Short, Front & Tag  
 091209-13-705 Liner-Front Wheel 19.5" w/SST Nut Covers  
 091209-13-706 Liner-Rear Wheel w/SST Nut Covers



**(C) 22.5 Wheel Liner**  
 091209-12-000 Liner-Wheel, Set/4 22.5 x 10 BC (Pce. Parts Only)  
 091209-12-704 Cover-Jamb Nut, 1-1/2"



**(D) 19.5" Wheel Liner (Ford/Chevy)**  
 091209-13-000 Liner-Wheel, Set/4 19.5" (Pce. Parts Only)  
 091209-13-700 Nut, Jamb, 20M, Frt. & Rear  
 091209-16-000 Nut-Jamb, 22mm x 30mm Hex (For front wheels only)  
**Use 091209-16-000 if last 6 digits of VIN# are 016820 to 016869**  
 091209-13-705 Liner-Wheel, Frt. (SS Nut Cvr.)  
 091209-13-706 Liner-Wheel, RR (SS Nut Cvr.)  
 091209-13-708 Cap-Center, Stainless Steel  
 091209-13-709 Tool/Jamb Nut (ULT G-ULTI)  
 134609-02-700 Cover-Jamb Nut, 1-3/4" Deep  
 134609-02-701 Cover-Jamb Nut, 2" Deep



**(E) 16.0 GM & Ford 8 Lug Snap Ring Style**  
 091209-05-000 Kit 16.0 GM & Ford Set of 4, 8 Lug  
 091209-05-700 Liner-Wheel Front, 8 Lug  
 091209-05-701 Liner-Wheel Rear, 8 Lug  
 091209-03-702 Cover Axle Front, 8 Lug, 16.0 & 16.5  
 091209-03-703 Cover Axle Rear, 8 Lug, 16.0 & 16.5  
 091209-03-704 Ring Snap, 16.0 & 16.5

**16.0 Ford 8 Over Lug (8 Slots) (Not Shown)**  
 091209-11-000 Liner-Wheel, Set 4 E350 92-Liner 16" (Pce. Parts Only)\*  
 091209-01-704 Cover-Jamb Nut w/o Flange  
 091209-10-706 Gasket-Rubber, Front Axle  
 091209-08-706 Nut-Jamb .500, 9/16" Stud

**16.0 Ford 8 Over Lug (Not Shown)**  
 091209-10-000 Liner-Wheel, Set 4 (Pce. Parts Only) 16"  
 091209-01-704 Cover-Jamb Nut w/o Flange  
 091209-10-704 Nut-Jamb, Short Front & Tag  
 091209-10-706 Gasket-Rubber, Front Axle

**19.5 John Deere 6 Lug Snap Ring Style (Not Shown) (Pce. Parts Only)**  
 086271-01-705 Cover-Jamb Nut 19.5 6 Lug

**16" Wheel Liner F53 Set/2 (Not Shown) (Pce. Parts Only)**  
 091209-15-000 Liner-Wheel, set/2 F53/1 PC 16" (Pce. Parts Only)  
 091209-01-704 Cover-Jamb Nut w/o Flange  
 091209-08-706 Nut-Jamb .500, 9/16" Stud



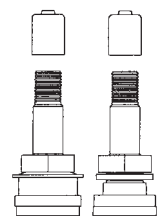
**Valve Stem Extension**

(A) 095012-05-000 Extension-Valve Stem, Live 5"  
 (A) 095012-10-000 Extension-Valve Stem, Live 8.5"  
 (B) 095012-04-000 Stabilizer, Valve Extension  
 (B) 095012-08-000 Stabilizer, Valve Extension 4.7"  
 (C) 095012-06-000 Stabilizer, Valve Extension, Live, 2"

\*Not available from Winnebago due to valve stem problems.

**Valve Stem**

155645-01-000 Valve Stem, 1.25"





**Dicor Wheel Liners  
19.5" V1950S**

- 110435-01-000 Liner Wheel Set 4, 19.5, 6 Lug, 2 Hand Holes
- 110435-05-711 Lug Nut Cover
- 110435-01-701 Liner Wheel Front
- 110435-01-702 Liner Wheel Rear
- 110435-01-703 Stud Extender 1-1/8" Lt. Rear
- 110435-01-704 Stud Extender 1-1/8" Rt. Rear
- 110435-01-706 Jamb Nut 1-1/2" x 1-1/16" Rt. Rear
- 110435-01-707 Jamb Nut 1-1/2" x 1-1/16" Lt. Rear
- 110435-01-708 Jamb Nut 1-1/2" x 3/4" Rt. Front
- 110435-01-709 Jamb Nut 1-1/2" x 3/4" LH Front
- 110435-01-710 Cap-Center, 4" Dia.
- 110435-01-711 Decal-Center Cap, 2"
- 110435-05-712 Tool/Jamb Nut Ext. (19.5/22.5)

**16" V160F2 Wheel Liner**

- 110435-02-000 Liner Wheel, Set/4, 16", 8 Lug, 8 Hand Holes (Pce. Parts Only)
- 110435-02-700 Liner Wheel, Front
- 110435-02-701 Liner Wheel, Rear
- 110435-02-702 Stud Extender
- 110435-02-703 Nut/Jamb
- 110435-02-704 Lug Nut Cover
- 110435-02-705 Tool F/Jamb Nut Installation
- 110435-01-711 Decal-Center Cap, 2"

**19.5" V195JO Wheel Liner**

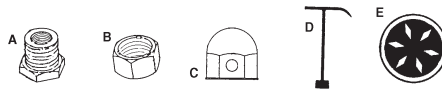
- 110435-03-000 Liner Wheel Set 4, 19.5, 6 Lug, 6 Hand Holes (Pce. Parts Only)
- 110435-05-711 Cover-Lug Nut
- 110435-01-706 Nut-Jamb 1-1/2" x 1-1/16" RH Rear
- 110435-01-707 Nut-Jamb 1-1/2" x 1-1/16" LH Rear
- 110435-01-708 Nut-Jamb 1-1/2" x 3/4" RH Front
- 110435-01-709 Nut-Jamb 1-1/2" x 3/4" LH Front
- 110435-01-711 Decal, Center Cap, 2"
- 110435-05-712 Tool/Jamb Nut Ext. (19.5/22.5)

**22.5" SL-2827-30  
Wheel Liner**

- 110435-04-000 Liner-Wheel, Set 4, 22.5", 8 Lug, 4 Hand Holes (Pce. Parts Only)
- 110435-04-701 Liner-Wheel, Rear
- 110435-04-703 Cap-Center, Pop Out 4.25
- 110435-04-704 Cover, Jamb Nut 38 mm
- 110435-04-705 Decal, Center Hub, 2-3/4"

**22.5" V22508 (OL)  
Wheel Liner**

- 110435-05-000 Liner-Wheel Set 4, 22.5", 8 Lug, 4 Hand Holes (Pce. Parts Only)
- 110435-05-700 Cap-Center, Pop-Out
- 110435-05-701 Liner-Wheel, Front
- 110435-05-702 Cover-Hub Front
- 110435-05-703 Liner-Wheel, Rear
- 110435-05-704 Cover-Hub, Rear
- 110435-05-705 Stud Extender-3/4" Left Frt.
- 110435-05-709 Nut-Jamb, Left
- 110435-05-710 Nut-Jamb, Right
- 110435-05-711 Cover-f/Stud Extender-Jamb Nut
- 110435-05-712 Tool/Jamb Nut Ext. (19.5/22.5)
- 110435-04-705 Decal, Center Hub, 2-3/4"



**Wheel Liner Accessories**

- (A) 110435-02-702 Stud Extender
- (B) 110435-02-703 Nut/Jamb
- (C) 110435-02-704 Cover-Jamb Nut
- (D) 110435-02-705 Tool f/Jamb Nut Installation
- (E) 110435-01-711 Decal, Center Cap, 2"

**19.5" V195P5 (OL)  
Wheel Liner**

- 110435-06-000 Liner-Wheel, Set 4, 19.5", 10 Lug, 5 Hand Holes (Pce. Parts Only)
- 110435-02-703 Nut/Jamb
- 110435-02-704 Cover-Jamb Nut
- 110435-02-705 Tool f/Jamb Nut, Installation
- 110435-06-700 Liner-Wheel, Front
- 110435-06-701 Liner-Wheel, Rear
- (A) 110435-06-702 Bracket-Bridge
- (B) 110435-06-703 Nut-Jamb, Bridge Brkt.
- 110435-06-704 Stud Extenders-P30
- 110435-01-711 Decal-Center Cap 2"

**110435-06-000 requires "long" rear wheel studs. The advantage of the new liner is installation without lug nut removal, attachment with jamb nuts, and nut covers only need to be installed on jamb nuts. Do not use 110435-06-000 wheel liner/simulator on any early 1996 or prior P-30 19.5" wheel chassis unless at least five full threads are available extending through the lug nut. Earlier '96 and prior chassis (two extending threads or 1/8" typical) use 091209-01-000. 091209-01-000 will work on long stud chassis also.**

**19.5" V195P5-RAS (OL)  
Wheel Liner**

- 110435-07-000 Liner-Wheel, Set 2, RR19.5 96P (Pce. Parts Only)
- 110435-01-711 Decal-Center Cap 2"
- 110435-02-703 Nut/Jamb
- 110435-02-704 Cover-Jamb Nut
- 110435-02-705 Tool f/Jamb Nut Installation
- 110435-06-701 Liner-Wheel, Rear
- 110435-06-704 Stud, Extenders-P30

**16" V160SD (OL)  
Wheel Liner**

- 110435-08-000 Liner-Wheel, Set 4, 16" F53 Ford, Dicor, 10 Lug, 4 Hand Holes
- 110435-02-702 Stud Extender
- 110435-02-703 Nut/Jamb
- 110435-02-704 Cover-Jamb Nut
- 110435-02-705 Tool f/Jamb Nut, Installation
- 110435-08-700 Liner-Wheel, Front
- 110435-08-701 Liner-Wheel, Rear
- 110435-01-711 Decal-Center Cap, 2"

**16" V160SD-R52 Wheel Liner**

- 110435-09-000 Liner-Wheel, Set 2, RR16", 10 Lug, 4 Hand Holes (Pce. Parts Only)
- 110435-02-702 Stud Extender
- 110435-02-703 Nut/Jamb
- 110435-02-704 Cover-Jamb Nut
- 110435-02-705 Tool f/Jamb Nut, Installation
- 110435-08-701 Liner-Wheel, Rear
- 110435-01-711 Decal-Center Cap, 2"

**19.5" V19580 Wheel Liner**

- 110435-12-000 Liner-Wheel, Set 4, 19.5/V19580 (XC21), 8 Lug, 4 Hand Holes
- 110435-05-700 Cap-Center, Pop-Out
- 110435-05-711 Cover-Jamb Nut
- 110435-05-712 Tool Jamb Nut Ext.(19.5/22.5) Installation
- 110435-12-700 Wheel Liner-Front Wheel
- 110435-12-701 Wheel Liner-Rear Wheel
- 110435-12-702 Jamb Nut-20mm
- 110435-04-705 Decal, Center Hub, 2-3/4"

**16" V160F7 Dicor Wheel Liner**

- 110435-13-000 Liner-Wheel, Set 4, E350, V160F7, 8 Lugs, 8 Hand Holes
- 110435-13-700 Liner-Wheel, Front
- 110435-10-705 Installation Tool
- 110435-13-701 Wheel Liner-Rear
- 110435-13-702 Cover-Jamb Nut, 9/16"
- 110435-01-711 Decal, Center Cap, 2"



**19.5" V195F96 Wheel Liner**

- 110435-14-000 Liner-Wheel, Set 4, 19.5, 8 Lugs, 5 Hand Holes (Pce. Parts Only)
- 110435-14-700 Liner-Wheel, Front
- 110435-14-701 Liner-Wheel, Rear
- 110435-15-702 Cover-Jamb Nut
- 110435-10-705 Tool-Jamb Nut Installation
- 110435-04-705 Decal, Center Hub, 2-3/4"

**19.5" V195F9 Wheel Liner**

- 110435-15-000 Liner-Wheel, Set 4, 19.5, 8 Lug, 5 Hand Holes
- 110435-10-705 Tool-Jamb Nut Installation
- 110435-15-700 Liner-Wheel Front
- 110435-15-701 Liner-Wheel, Rear
- 110435-15-702 Cover-Jamb Nut
- 110435-04-705 Decal, Center Hub, 2-3/4"
- 110435-20-700 Jamb Nut w/Cover

**22.5" V22580 Wheel Liner**

- 110435-16-000 Liner-Wheel, Set 4, 22.5, 8 Lugs, 4 Hand Holes (Pce. Parts Only)
- 110435-05-700 Cap-Center, Pop-Out
- 110435-05-710 Nut-Jamb f/Stud Extender
- 110435-05-711 Cover, Jamb Nut
- 110435-05-712 Tool Jamb Nut Ext.(19.5/22.5) Installation
- 110435-16-702 Liner-Rear, Wheel
- 110435-16-703 Hub Cover-Rear
- 110435-16-704 Stud Extender-20mm
- 110435-01-711 Decal, Center Cap 2"

**22.5" V22515 Wheel Liner**


- 110435-17-000 Liner-Wheel, Set 4, 22.5, 10 Lugs, 5 Hand Holes (Pce. Parts Only)
- 110435-04-705 Decal

CONTINUED NEXT PAGE

## ACCESSORIES & MISC.

### 22.5" V22515 CONTINUED

110435-05-700 Cap-Center, Pop-Out 4-1/2"  
 110435-05-710 Nut-Jamb f/Stud Extender  
 110435-05-711 Cover-Jamb Nut  
 110435-05-712 Tool- Jamb Nut (19.5/22.5)  
 Installation  
 110435-17-701 Cover-Hub, Front, w/o Decal w/1-3/8" Jamb Nut Hole  
 110435-17-704 Stud Extender, 22mm  
 110435-17-705 Cover/Front Hub, New Style w/o Decal w/ 3/4" Jamb Nut Hole  
 110435-17-706 Cover/Rear Hub-New Style  
 110435-17-707 Tool/Jamb Nut Stud Ext.  
 110435-17-708 Stud-Ext. 22 m, Tube Style  
 110435-17-709 Jamb Nut-Use w/No Stud Ext. System  
 145580-01-700 Liner-Wheel Frt., 22.5" 10-Lug  
 145580-01-701 Liner-Wheel RR/22.5", 10-Lug  
 145580-01-702 Nut/Jamb w/Chrome, 22 mm



### 19.5" V195P7 Wheel Liner

110435-10-000 Liner, Wheel, Set 4, 19.5" 97P30  
 110435-10-700 Liner, Wheel, Front 1 Pce. 5 Lug 5 Hand Holes  
 110435-10-701 Liner, Wheel, Rear 1 Pce. 10 Lug 5 Hand Holes

- (A) 110435-10-702 Jamb Nut, Jamb Nut Cover Combination  
 (B) 110435-10-703 Stud, Plastic w/SS Nut Cover  
 (C) 110435-10-704 Nut, Plastic w/SST Nut Cover  
 (D) 110435-10-705 Tool-Jamb Nut Installation

### 19.5" V195P7-RAS Wheel Liner

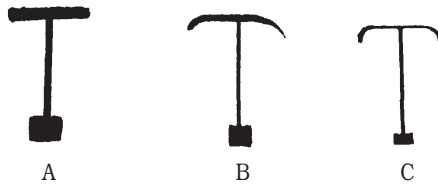
110435-11-000 Liner, Wheel, Set 2, RR 19.5" 97P, 10 Lug, 5 Hand Holes  
 110435-10-701 Liner-Wheel, Rear-1 Pce.  
 110435-10-702 Cover-Lug Nut w/Steel  
 110435-10-703 Stud-Plastic  
 110435-10-704 Nut-Plastic w/SS Nut Cover  
 110435-10-705 Tool-Jamb Nut Installation  
 110435-01-711 Decal, Center Cap 2"

### 22.5" V22580 Wheel Liner

110435-18-000 Liner, Wheel, Set 4, 22.5" (Pce. Parts Only)  
 110435-04-704 Cover-Jamb Nut, 38mm  
 110435-04-705 Decal, Center Hub 2 3/4" Diamond  
 110435-05-700 Cap-Center, 4.50"D w/o Decal  
 110435-05-710 Nut/Jamb/Stud Extender  
 110435-05-711 Cover-Jamb Nut  
 110435-05-712 Tool/Jamb Nut Extender (19.5/22.5)  
 110435-16-702 Liner-Rear-Wheel  
 110435-16-703 Hub Cover-Rear w/o Decal  
 110435-17-704 Stud Extender w/Hex Head

### 19.5" V19582 Wheel Liner

110435-19-000 Liner, Wheel, Set 4, 19.5"  
 110435-04-705 Decal, Center Hub 2 3/4" Diamond  
 110435-05-700 Cap-Center, 4.50"D w/o Decal  
 110435-05-711 Cover-Lug Nut  
 110435-05-712 Tool/Jamb Nut Extender (19.5/22.5)  
 110435-12-700 Wheel Liner-Front Wheel  
 110435-17-701 Cover-Hub Frt/Old w/o Decal  
 110435-19-700 Liner-Rear w/Sm RHC-208MM  
 110435-19-702 Bar/Cheater f/Installation Tool



### Jamb Nut Tools

- (A) 110435-05-712 Tool/Jamb Nut-Extender w/Hex  
 (B) 110435-02-705 Tool for Jamb Nut Installation  
 (C) 110435-10-705 Tool-Installation

### Jamb Nut Tool

091209-13-709 Tool/Jamb Nut/ULTG-ULTI's

### 19.5" Wheel Liner V195F9M

110435-20-000 Liner, Wheel, 19.5", Set 4, 8 Bolt  
 110435-02-704 Cover-Jamb Nut  
 110435-04-705 Decal-Ctr. Hub, 2-3/4" Diamond  
 110435-10-705 Tool/Jamb Nut Installation  
 110435-15-700 Liner-Wheel-Front  
 110435-15-701 Liner-Wheel-Rear  
 110435-20-700 Jamb Nut w/Jamb Nut Cover  
 110435-15-702 Jamb Nut w/Chrome Cover, Coarse SAE Thread

### 22.5" Wheel Liner V22582

110435-22-000 Liner, Wheel, 22.5" x 19.5", Set 4 (Pce. Parts Only)  
 110435-04-705 Decal-Ctr. Hub, 2-3/4" Diamond  
 110435-05-700 Cap-Center, 4.50" D w/o Decal  
 110435-05-710 Nut-Jamb-f/Stud Extender  
 110435-05-711 Cover-Jamb Nut  
 110435-17-700 Liner-Wheel-Front  
 110435-17-701 Cover-Hub Frt/Old-w/o Decal  
 110435-17-702 Liner-Wheel-Rear  
 110435-17-708 Stud Extender-Tube Style  
 110435-22-701 Cover-Hub (Rear), w/o Popout  
 110435-22-702 Tool-Installation

### Wheel Liner FL60-59

110435-23-000 Liner-Wheel (Set/4) 4 Oval Holes  
 110435-01-711 Decal-Center Cap, 2"  
 110435-23-700 Cover/Wheel, Front, 1 Only  
 110435-23-701 Cover/Wheel, Rear, 1 Only

### 19.5" Wheel Liners Set of 4

134609-01-000 Liner-Wheel, Set 4, 19.5 (Pce. Parts Only)  
 134609-01-701 Liner-Simulator, Rear  
 134609-01-702 Lug-Jamb Nut Cover Tall/Rear  
 134609-01-703 Lug-Jamb Nut Cover Short/Front  
 134609-01-704 Lug-Jamb Nut Cover-Plastic Jamb  
 134609-01-705 Extender Stud-Plastic, Blk.  
 134609-01-708 Tool-Nut Cover Removal  
 134609-01-706 Tool f/Removal Extender & Jamb Nut

### 19.5" Wheel Liners

134609-02-000 Liner-Wheel, Set 4 19.5" (Pce. Parts Only)  
 091209-13-705 Liner-Wheel, Frt. 1.75" Nut Cover  
 091209-13-706 Liner-Wheel, RR 1.75" Nut Cover  
 091209-13-708 Cap-Center, Stainless Steel  
 091209-13-709 Tool/Jamb Nut-ULTG/ULTI'S  
 091209-16-000 Nut-Jamb, 22mm x 30mm Hex  
 134609-02-700 Cover-Jamb Nut 1 3/4"  
 134609-02-701 Cover-Lug Nut (2" Deep)  
 134609-02-702 Liner-Wheel Frt. 2"  
 134609-02-703 Liner-Wheel RR, Nut Covers, 2" Nut Covers  
**If 2" lug nut cover needed, order 134609-02-701.**

### Wheel Liner

134609-03-000 Liner-Wheel, Set 4, 22.5"  
 134609-03-700 Liner-Simulator-Front  
 134609-03-701 Liner-Simulator-Rear  
 134609-03-702 Axle Cover-Front  
 134609-03-704 Jamb Nut  
 134609-03-705 Lug Nut Cover  
 134609-03-706 Cap-Center (Stainless Steel)  
 134609-03-707 Tool-Jamb Nut Removal

### Wheel Liner

134609-04-000 Liner-Wheel, Set 4, 19.5" Maxion (Pce. Parts Only)  
 134609-01-706 Tool f/Extender & Jamb Nut  
 134609-04-700 Liner-Wheel-Front  
 134609-04-701 Liner-Wheel-Rear  
 134609-01-702 Lug/Jamb Nut Cover, Rear  
 134609-01-705 Extender Stud-Black Plastic  
 134609-01-704 Cover/Fake w/Plastic Jamb Nut  
 134609-01-703 Lug/Jamb Nut Cvr., Short/Frt.

**Wheel Liner**

- 134609-05-000 Liner-Wheel, Set 4, 22.5" Maxion
- 134609-03-704 Jamb Nut
- 134609-03-705 Lug Nut Cover
- 134609-03-706 Cap-Center (Stainless Steel)
- 134609-03-707 Tool-Jamb Nut Removal
- 134609-05-700 Liner-Simulator-Front
- 134609-05-701 Liner-Simulator-Rear
- 134609-05-702 Axle Cover-Front
- 134609-05-703 Axle Cover-Rear
- 134609-05-704 Cap-Center, 5-1/4" Moon Shaped

**Wheel Liner**

- 144647-01-000 Liner-Wheel-Set 4, 16" GM
- 144647-01-700 Wheel Cover-Front-1 Pce.
- 144647-01-701 Wheel Cover-Rear-1 Pce.
- 110435-04-705 Decal-Center Hub, 2-3/4" Diamond

**22.5" V22501  
Wheel Liner**

- 145580-01-000 Liner-Wheel, Set 4, 22.5", 10 Bolt
- 110435-04-705 Decal-Ctr Hub, 2-3/4" Diamond
- 110435-05-700 Cap-Center, 4.50"D w/o Decal
- 145580-01-700 Liner-Wheel Frt/22.5", 10 Lug
- 145580-01-701 Liner-Wheel RR/22.5", 10 Lug
- 145580-01-702 Cover-Lug Nut/Jamb Nut, 22M
- 145580-01-703 Tool-Installation

**22.5" V22569  
Wheel Liner**

- 145580-02-000 Liner-Wheel, Set 4, 22.5", 8 Bolt
- 110435-04-705 Decal-Ctr Hub, 2-3/4" Diamond
- 110435-05-700 Cap-Center, 4.50"D w/o Decal
- 145580-01-702 Cover-Lug Nut/Jamb Nut, 22M
- 145580-01-703 Tool-Installation
- 145580-02-700 Liner-Wheel/Front-1 EA=1, w/Crt. Cap, w/o Decal
- 145580-02-701 Liner-Wheel/Rear -1 EA=1

**19.5" V19582  
Wheel Liner**

- 145580-03-000 Liner-Wheel, Set 4, 19.5", 8 Bolt
- 110435-04-705 Decal-Ctr Hub, 2-3/4" Diamond
- 110435-05-700 Cap-Center, 4.50"D w/o Decal
- 110435-12-700 Liner-Wheel-Front
- 110435-12-701 Liner-Wheel-Rear
- 145580-01-702 Cover-Lug Nut/Jamb Nut, 22M
- 145580-01-703 Tool-Installation

**19.5" V195P72  
Wheel Liner**

- 145580-04-000 Liner-Wheel, Set 4, 19.5", 10 Bolt
- 110435-04-705 Decal-Ctr Hub, 2-3/4" Diamond
- 110435-10-701 Liner-Wheel-Rear-1 Pc.
- 110435-10-702 Jamb Nut w/Jamb Nut Cover
- 110435-10-703 Stud-Plastic
- 110435-10-704 Cover-Lug Nut/Plastic JB Nut
- 110435-10-705 Tool/Jamb Nut Installation
- 145580-04-700 Liner-Wheel/Front

**22.5" V22587  
Wheel Liner**

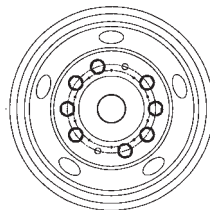
- 145580-05-000 Liner-Wheel, (4), 22.5", 10 Bolt
- 110435-04-705 Decal-Ctr Hub, 2-3/4" Diamond
- 110435-05-700 Cap-Center, 4.50"D w/o Decal
- 145580-01-702 Cover-Lug Nut/Jamb Nut, 22M
- 145580-01-703 Tool-Installation
- 145580-05-700 Liner-Wheel/Front-1EA=1
- 145580-05-701 Liner-Wheel/Rear-1EA=1

**19.5" V195W18  
Wheel Liner**

- 145580-06-000 Liner-Wheel (Set of 4) 19.5", 10 Bolt
- 110435-04-705 Decal-Center Hub 2-3/4" Diamond
- 110435-10-702 Jamb Nut w/Jamb Nut Cover
- 110435-10-705 Tool/Jamb Nut Installation
- 145580-06-700 Liner-Wheel/Front-1 Ea.
- 145580-06-701 Liner-Wheel/Rear-1 Ea.


**22.5 V22553  
Wheel Liner**

- 145580-07-000 Liner-Wheel (Set of 4) 22.5"
- 110435-05-700 Cap-Center, 4.5"D w/o Decal
- 110435-14-702 Decal-Center Cap-2 3/4"
- 145580-01-702 Cover-Lug Nut/Jamb Nut 22mm
- 145580-01-703 Tool-Installation
- 145580-07-700 Liner-Wheel/Front-1 Ea.
- 145580-07-701 Liner-Wheel/Rear-1 Ea.
- 145580-07-702 Spacer



**Dicor V195F6M  
Wheel Liner**

- 154672-01-000 Liner-Wheel-Set/4, 19.5", 10 Bolt
- 110435-04-705 Decal-Center Hub 2-3/4" Diamond
- 110435-10-705 Tool/Jamb Nut Installation
- 110435-20-700 Jamb Nut w/Cover, Metric
- 154672-01-700 Liner, Wheel-Front
- 154672-01-701 Liner, Wheel-Rear



**Aluminum Wheel Covers**

Will not rust, 16" and 16.5" are push on. 19.5 uses retention brackets and center cap. 19.5" works on John Deere or Chevy.

- 083181-01-700 Cover-Wheel 16", 1 Only, 8 Lug
- 083181-03-700 Cover-Wheel 19.5" 10 Lug (1) Only\*\*
- 083181-10-700 JD Retainer Ft. (1) Only 19.5"
- 083181-12-701 Chevy Retainer RR (1) Only 19.5"
- 083181-04-703 Center Cap, Chrome, Wheel Cover
- 064082-02-000 Nut Retaining Wheel Cover\*\* (\*\* use together)



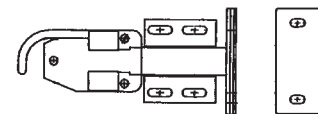
**16" Wheel Cover**

- 156797-01-000 Wheel-Aluminum/Front 16" x 6.5" 8 Bolt, Chevy
- 156797-02-000 Wheel-Aluminum/Rear 16" x 6.5", 8 Bolt, Chevy
- 156797-03-000 Cover/Hub-Front, Alum. Wheel (6.5" Bolt Circle)
- 156797-04-000 Cover/Hub-Rear, Alum. Wheel (6.5" Bolt Circle)



**Nut Cover**

- 149749-05-000 Cover-Nut, E450



**Bullet Latch**

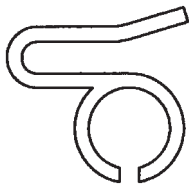
- 110529-01-000 Latch-Bullet, Screen Door

**Windshield Sunscreen Kit**

(Not Shown)


- 157357-01-000 Kit-Sunscreen, Windshield, Complete (Kit Includes 3 Pce. Interior Track, Screen, Storage Bag, 1 Tube Primer, Customer Care Sheet)





**Track**


157357-02-000 Track-Sunscreen/Windshield, 96"



**Shade Assembly**

Charcoal mesh.

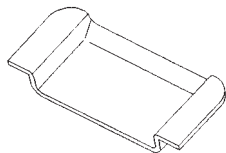
- 126841-01-000 Shade Asm. Pull 45" x 60"
- 126841-02-000 Shade Asm. Pull 34" x 60"
- 126841-03-000 Shade Asm. Pull 40.3" x 60"
- 126841-04-000 Shade Asm. Pull 30.3" x 60"
- 084755-98-000 Shade Asm. Pull 23.8" x 60"
- 126841-07-000 Shade Asm. 43" x 60"
- 084434-01-000 Mtg. Bracket
- 126841-09-000 Shade Asm. Pull, 40.25" x 60"
- 128913-15-700 Rollup Screen Kit



**Sunvisor**

22.7" x 9.6"

123450-02-01A Sunvisor Asm. w/Double Pullouts, LH



**Pocket Visor**

151497-01-01A Pocket-Visor, Plastic, Brt. Wht.



**Screen Door Shade**

- 144628-01-01A Shade-Screen Door, 15.7" x 15.7" Off White
- 144628-02-01A Shade-Screen Door, 23" x 33.4", Brt. Wht.
- 144628-03-01A Shade-Screen Door, 20.3" x 33.4", Brt. Wht.
- 144628-02-02A Shade-Screen Door, 23" x 33.4", Black
- 144628-04-01A Shade-Screen Door, 27.1" x 23.6", Brt. White/Taupe
- 144628-05-01A Shade-Screen Door, 19.7" x 39.3", Brt. Wht./Taupe
- 144628-03-02A Shade-Screen Door, 20.3 x 33.4", Black
- 144628-05-02A Shade-Screen Door, 19.7" x 39.3", Black



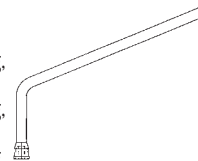
**Motorized Flexi-Visor  
FLX-660**

The motorized roller blind features include a low voltage actuator motor to provide a smooth operation.

- 142380-01-01A Shade-Power, 25.8" x 19"
- 142380-02-01A Shade-Power, 41.2" x 19"
- 142380-03-01A Shade-Power, 27.8" x 22.8"
- 142380-04-01A Shade-Power, 27.5" x 13"
- 142380-05-01A Shade-Power, 43.2" x 13"
- 142380-06-01A Shade-Power, 49.1" x 13"
- 142380-07-01A Shade-Power, 25" x 13"
- 142380-08-01A Shade-Power, 37.5" x 19"

**Lug Wrenches**

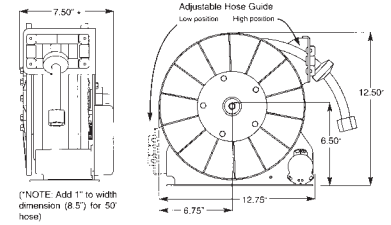
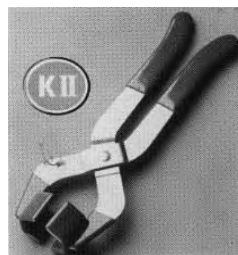
- 116209-01-000 Wrench-Lug, .75" (Shown)
- 112358-01-000 Wrench-Lug, 7/8" L-Shape
- 080208-03-000 Wrench-Lug, 1.5" x .8" Square John Deere
- 080208-04-000 Wrench-Lug, 1.2"/1.3" Sockets x 13.8" Oshkosh/Spartan
- 080208-06-000 Wrench-Lug, Deep 1" x 1.06" w/Deep Socket Ends



**Jamb Nut Cover Tool**

Aids in removing jamb nut covers from wheel simulators.

701158-01-000 Tool, Jamb Nut, Adjustable



**HoseMaster Water  
Hose Retrieval  
and Storage  
System**



The HoseMaster water hose reel and storage system holds up to 50 feet of 1/2" hose, no "tug-of-war" during manual cable extension like with spring loaded reels, powered retraction-just push the button. Easy to install. Adjustable hose guide. 12 VDC, 18 lbs.

- 142675-01-01A Hose Reel/Water-Powered
- 142675-01-700 Switch Asm.-Hose Reel
- 142675-01-701 Hose Wheel Asm. w/35' Hose
- 142675-01-703 Motor w/ Drive Gear, 3" SLV f/Hose Master Water Reel

**Bracket**

(Not Shown)

145758-01-02B Bracket-Hose Reel-Water



**Airmasters**

Stainless steel hoses and caps, brackets and easy to follow instructions. For dual wheel inflation. Will mount with or without wheel liner.

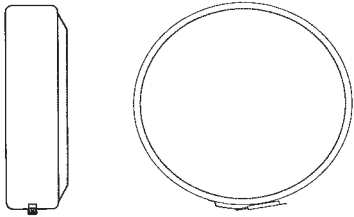
085741-01-700 Set of 4



**Valve Stem Extension**


- (A) 077030-05-000 Extension-Valve Stem, 95°
- (B) 077030-07-000 Extension-Valve Stem, 5.9"
- (C) 077030-08-000 Cap-Valve Stem
- (D) 077030-10-000 Extension-Valve, Metal .50"
- (E) 077030-01-000 Extension-Valve Stem 1.25"
- (F) 077030-11-000 Extension-Valve Stem, 6.5"





**Spare Tire Cover Ring**

149703-01-01A Ring-Spare Tire Cover  
 149703-01-700 Cylinder-Lock/Cam/Clip, 2 Keys  
 149703-02-01A Insert-Spare Tire Cover, White




**Vinyl Tire Covers**

117213-02-000 34" Off White

**AC Line Monitor - Digital**

Just plug into any three wire wall socket and read AC voltage and wiring indicators.  
 701604-02-000



**U-Bolt**

14,500 & 16,000 Chev.  
 Ford F-53  
 698280-11-000 U-Bolt, 3/4" x 4" x 34"



**InstaGone® Stain Remover**

InstaGone® multi-purpose stain remover removes mold, mildew, water stains, nicotine, soot and much more. Works on acoustical ceiling tiles, popcorn ceilings, grout, masonry, vinyl cushions, exterior siding, caulking, gutters, plaster, stone, stucco, shower curtains, RV's, boats and more. No rubbing, no scrubbing, no wiping. Works in seconds. Contains spray bottle and 2 packets. Just add water.

698209-05-000 InstaGone® Stain Remover



**Slide Asm.**

135314-01-01A Slide-Dash Work Station-RH  
 135314-02-01A Slide-Dash Work Station-LH



**Spot Lifter**

Removes grease stains, oil and most food spots. Leaves no ring. Use on wool, cotton, silk and synthetic goods. Non-oily, non-sticky, will not streak, lemon scented. 16 oz. can.  
 801708-01-000 Spot Lifter Upholstery

**AP 303 Protectant**

Never buff or wax again. 303 restores original color and gloss to faded fiberglass without buffing. Keeps fiberglass looking showroom new with periodic spray on/wipe off applications, usually every 45 to 60 days of exposure. Uses ultraviolet screening technology developed for the aerospace industry. Beautifies and provides true UV protection for inflatables, vinyl, rubber, plexiglass, plastics, and sailcloth.



701004-01-000 8 Ounce Bottle  
 701004-02-000 Gallon  
 701004-03-000 Quart  
 701004-04-000 16 oz. w/Trigger Sprayer

**Mox**

**The Super Concentrated Biodegradable Multi-Purpose Cleaner**

Mox's powerful blend of detergents, emulsifiers and wetting agents penetrate and loosen soils - then keep them in suspension for easy removal. MOX REMOVES: grease, blood stains, coffee, butter, tar, pet stains, lipstick, heel marks, cosmetic stains. USE MOX ON: walls, carpet, metals, tile, office equipment, machinery, chrome, floors, upholstery, on just about any surface.



701107-01-000 Mox-Quart



**Floor Safe**

Our Quick-N-EZ method for installing a safe allows the traveller to have peace of mind while leaving the vehicle unattended for several hours. Inside dimensions 8" x 8.5" x 6.5", outside dimensions 8.75" x 8.75" x 8.5", clear opening 7" x 7.5", 28 lbs. Excellent burglary protection. Drill resistant hardplate protecting both lock and bolt mechanism.  
 137943-01-000 Safe-Steel



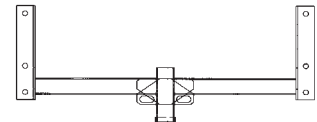
(A)



(B)

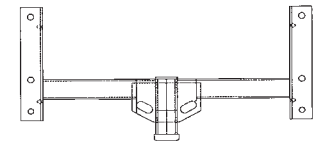
**Motor Homes**

(A) 701703-30-000 Toy, 2002 Adventurer, 1/50 Scale  
 (B) 701703-31-000 Toy, 2002 Suncruiser, 1/50 Scale



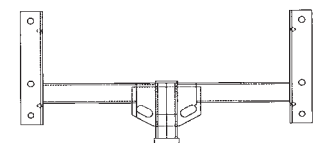
**Drawbar Asm.**

148064-01-000 Drawbar-Hitch Class III



**Drawbar Asm.**

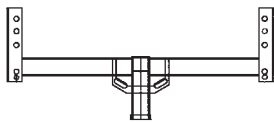
154054-01-01A Drawbar Asm. Hitch, Glass III, Black



**Drawbar Asm.**

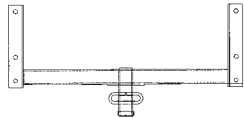
154054-05-01A Drawbar Asm. Hitch, Class II, Black

## ACCESSORIES & MISC.



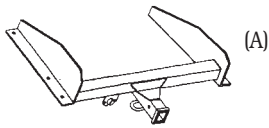
### Hitch Receiver

154054-06-01A Hitch-Receiver-Bolt-On Class III, Black




### Drawbar Asm.

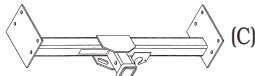
154054-02-01A Drawbar Asm. Hitch, Class III, Black



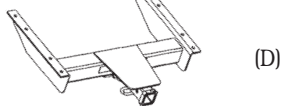
(A)



(B)




(C)



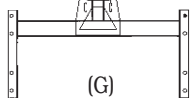
(D)



(E)



(F)



(G)

### Drawbar Asm.

- (A) 130339-01-000 Drawbar Asm.-Hitch, Class II, Used up to 6/12/98, 3500 lbs.
- (B) 130339-08-000 Drawbar Asm.-Hitch, Class III, 5000 lbs.
- (B) 134016-01-01A Drawbar Asm.-Hitch, Class IV, 10000 lbs.
- (C) 130339-09-000 Drawbar Asm.-Hitch, Class III, 5000 lbs.
- (D) 134016-02-01A Drawbar -Hitch, Class IV
- (E) 130339-12-000 Drawbar-Hitch Class III
- (F) 134016-04-01A Drawbar Asm.-Hitch-Class III
- 130339-13-000 Drawbar-Hitch/Class II (Not Shown)
- (G) 134016-06-01A Hitch/Receiver, Class IV



### Carbon Monoxide Alarm

KIDDE battery operated carbon monoxide alarm provides protection even during a power outage. Loud 85 decibel alarm alerts you if carbon monoxide levels become dangerous. Batteries included.

5.5" diameter x 1.4" depth.

701201-11-000 Carbon Monoxide Alarm



### Carbon Monoxide Detector

Carbon Monoxide (CO) is an odorless, colorless, invisible, tasteless and non-irritating gas that is almost undetectable to your five senses. In many cases of carbon monoxide poisoning, people report feeling too sick or disoriented to exit the RV or to call for assistance. This detector will warn you when CO is present.

146126-01-01A Detector-CO Gas, 12V, White

### Carbon Monoxide Detector Sensor

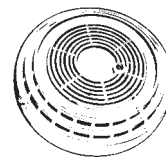
112320-04-000 Detector CO Sensor Assembly, Black Module



### COSTAR Model 9RV

The carbon monoxide alarm is circular in design and is powered by a 9 volt alkaline battery. The unit includes a mounting plate, a tamper pin and the required screws and anchors for installation. The alarm uses a solid-state infrared technology system with a reservoir that does not require replacement. The unit is capable of operating from 32° F to 126° F (0° to 52° C) and within a relative humidity range of 15% to 95%. Alarm signals are both audible and visible. 10.5" x 10.5" x 5.0".

125136-02-000 Carbon Monoxide Alarm, 9RV



### Smoke Detector

Smoke alarm with solid-state electronic circuitry powered by a 9-volt battery. With test button. 4-1/2" diameter x 2" deep.

072852-01-000 Smoke Detector, USA


072852-02-000 Smoke Detector w/Battery, CSA



### FIREX Smoke Alarm

Smoke alarm with lighted power and alarm indicator, test button, false alarm control, separate mounting bracket for easy installation. Powered by Lithium 9-volt battery for fewer battery changes. 4" dia.

072852-03-000 Detector-Smoke



### Bike Rack

This bike rack is designed to attach to an existing ladder on a recreational vehicle or van. Weighing just over two pounds, the rack safely holds two bikes. A well-engineered strap system holds the bikes securely in position, so that they are protected from damage. At the destination, the rack unhooks for easy storage. The rack is made of high-strength aluminum alloy, beautifully anodized for corrosion protection. Made in the USA.

701703-23-000 Bike Rack

### Muffler Clamp & Tailpipe Hanger

(A)



(B)



(A) 007125-03-000 Muffler Clamp 1.50" ID

007125-04-000 Muffler Clamp 1.12" ID

007125-07-000 Muffler Clamp 2.50" ID

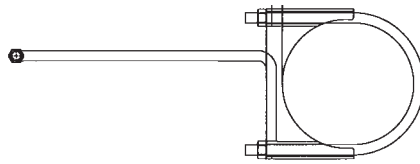
(B) 007131-01-000 Tailpipe Hanger



**Trik-L-Start™**

Ultra Trik-L-Start™ keeps your motorhome's chassis batteries fully charged, even when the engine isn't started for extended periods. Designed for both diesel and gasoline motorcoaches, it works by "stealing" power from your house battery charger to provide a maintenance charge for the chassis batteries. The gentle, tapered charge profile prevents over/undercharging, yet is powerful enough to handle dual chassis batteries with ease. Installation is quick and easy. Fully protected against reverse polarity and short circuits, the circuitry is epoxy-encapsulated inside a rugged, waterproof enclosure. Illustrated instructions and installation hardware included. 3.85"W x 2.08H x 0.90"D.

156431-01-000 Charger f/Chassis Battery, w/Instructions/Hdwe. Trik-L-Start-Ultra



**Tailpipe**

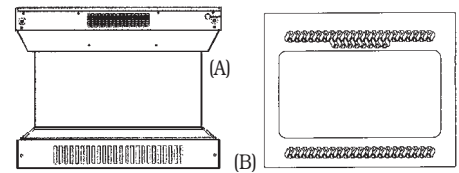
122392-19-02B Hanger-Tailpipe



**Windshield Replacement Adhesive Kit**

143813-03-000 Windshield Replacement Adhesive Kit, 227

Includes: 4-10.5 Oz. Cartridges of Silkaflex 255FC and 1-250 ML. Can Of Sika Aktivator Cleaner/Primer



**Electric Fireplace**

Easy to install - no gas line or venting required. Just plug it into a 120 volt outlet or hardwire to 120 or 240 volts. Heat circulating. 23" is 23"W x 12-5/8"H opening dimensions. 23-1/2"W x 18-1/4"H x 9-3/4"D. Rough framing dimensions. 26" is 26"W x 16"H opening dimensions - 26-1/2"W x 22-7/8"H x 9-3/4"D - rough framing dimensions.

- (A) 154506-01-01A Fireplace-Electric, 23" w/o Trim, Black
- 154506-02-01A Trim/Front, f/23" Fireplace, Black
- (B) 154506-03-01A Fireplace-Electric, 26" w/o Trim, Black
- 154506-04-01A Trim/Front-f/26" Fireplace, Black
- 154506-05-01A Trim/Front-Inner f/26" Fireplace, Stainless Steel
- 154506-01-700 Remote Control-Fireplace
- 154506-03-700 Control Board Asm.
- 154506-03-701 Motor
- 154506-03-702 Bracket- f/Motor
- 154506-03-703 Heater/Blower Asm.
- 154506-03-704 Grate
- 154506-03-705 Log Set
- 154506-03-706 Bulb-Halogen
- 154506-03-707 Flame Element
- 154506-03-708 Ember Bed
- 154506-03-709 Flame Decal-Reflective
- 154506-03-710 Acrylic Panel-Outer
- 154506-03-711 Lenticular Lens Panel-Inner
- 154506-03-712 Switch Asm.
- 154506-03-713 Thermostat
- 154506-03-714 Grommet-f/Flame Element

# 2008 WIT Tours Rallies & Caravans

- **Pasadena Rose Parade Rally**  
Dec. 28, 2007-Jan. 2, 2008

- **Puerto Penasco, Mexico, Rally**  
#1 Feb. 5-14; #2 Feb. 17-26; #3 Feb. 29-Mar. 9

- **Florida Sunshine Rally**  
April 2-11

- **San Antonio Rally**  
April 20-28

- **Renfro Valley Rally**  
April 22-27

- **Branson Ozark Spring Rally**  
May 11-17

- **Lewis & Clark Caravan**  
May 20-June 23

- **Chesapeake Bay Caravan**  
June 3-22

- **Chicago Rally**  
June 11-18

- **Atlantic Canada Caravan**  
June 16-Aug. 2

- **Heart of the Rockies Caravan**  
June 20-July 10

- **Alaska & the Yukon Territories Caravan #1** June 19-July 26

- **Can. Rockies/Calgary Stampede**  
June 25-July 9

- **Alaska & the Yukon Territories Caravan #2** July 24-Sept. 9

- **Grand Circle Caravan**  
Sept. 4-30

- **New England Fall Caravan**  
Sept. 10-Oct. 2

- **Niagara Falls Rally**  
Sept. 11-16

- **Great River Road Caravan**  
Sept. 22-Oct. 25

- **Washington, D.C., Rally**  
Sept. 22-30

- **Albuquerque Balloon Fiesta**  
Oct. 2-10

- **New York Fall Rally**  
Oct. 3-10

- **Norsk Hostfest**  
Oct. 7-12

- **Branson Christmas Rally**  
Nov. 12-17



You must be a member of the Winnebago-Itasca Travelers Club to participate in these events.

**For more information on WIT or to sign up for one of our rallies or caravans, call the WIT Office at 800-643-4892, ext. 1**

Check us out on the Web at [www.witclub.com](http://www.witclub.com), then select Caravans and Rallies from list at left.

• Events subject to change. • Dates noted are subject to change.

---





# Winnebago-Itasca Travelers Club



*Exclusively for owners of Winnebago Industries RVs! Our purpose is to promote fellowship and fun; develop recreational, social and travel opportunities as an RVer. WIT furnishes members with benefits specially designed for owners of our company products. **PLUS**...an opportunity to purchase additional benefits at reduced rates.*

## Services & Benefits

**WIT CLUB NEWS**...Every member of WIT receives the club publication 11 months a year. Non-WIT members pay a subscription fee of \$30/year. Each issue is chock full of the latest news concerning club and chapter activities, service tips from Winnebago Industries technical staff, WIT Tour opportunities, event schedules and many more too numerous to list!

**CLUBS & CHAPTERS**...More than 250 State Clubs and Local Chapters, located both in the U.S. and Canada, welcome you to join them and participate in their activities. Also, special interest clubs, such as full-timers, golfers, ham radio, military, computer and racing fans, invite you to join them.

**GRAND NATIONAL RALLY**...Each year, all WIT members are invited to attend the GNR held in Forest City, Iowa. You will see and enjoy top-name entertainment, seminars, vendors, craft sessions and a wide variety of programs.

**MEMBER ID**...New WIT members receive ID license plates.

**CARAVANS & RALLIES**...Rallies and Caravans are researched and developed exclusively for WIT members. More than 20 events a year are held in the contiguous U.S., Canada and Alaska.

**MEMBERSHIP DIRECTORY**...A directory of WIT members is published annually and sent out on request to members free of charge. It contains a complete listing of all members listed by name and by WIT number to help you identify each other during your travels. A current listing of WIT campgrounds offering a 10 percent discount is also included as well as the national WIT by laws.

**TRIP ROUTING**...WIT Trip Routing service provider supplies maps and travel information to help you reach your destination either by the quickest or most scenic route. **FAX: 928-505-1738 or PHONE: 877-801-0333.**

## Discounts

**ROADSIDE ASSISTANCE**...This road service program provides no-limit towing, free emergency message service and more. **877-801-0333**

**MOTOR HOME INSURANCE**...A special motor home insurance policy on your coach includes a complete replacement for newer coaches, towing reimbursement and other features. **800-331-1520**

**MEDICAL AIR TRANSPORTATION**...Emergency medical air transportation service is available at rates exclusive to WIT members. This 24-hour service also includes return of your RV, minor child, pet and visitor transportation and more. **800-475-9633**

**WINNEBAGO CUSTOMER SERVICE IN FOREST CITY, IA**...Get a 10% discount on all parts and accessories. New and lapsed memberships have a 30-day waiting period.

**WIT CAMPGROUNDS**...A 10% discount at hundreds of enrolled campgrounds. See your annual membership directory for a complete list or on the website at [www.winnebago.com](http://www.winnebago.com), then select club/events for the WIT Club.

**DISCOUNT HEALTHCARE**...Program offers guaranteed lowest prices for maintenance medications, prescription glasses, hearing aids and non-prescription sunglasses; super savings and chiropractic and dental care, travel assistance and emergency services.

**800-921-1104 Ext. 3**

**FLYING 'J' RV MEMBERSHIP CARD**...Your ticket to discounts and amenities at Flying J's easy access travel plazas and fuel stops nationwide.

## WIT Membership Application

Name: \_\_\_\_\_

Spouse/Companion: \_\_\_\_\_

Address: \_\_\_\_\_

City/State: \_\_\_\_\_

ZIP: \_\_\_\_\_

Phone (Home) \_\_\_\_\_

Coach Serial #: \_\_\_\_\_

Chassis Serial #: \_\_\_\_\_

New Membership

Renewal WIT # \_\_\_\_\_

Membership Sponsored by WIT #

(Not required) \_\_\_\_\_

Method of Payment (In U.S. funds only)

Personal check (payable to WIT)

VISA/MC/Discover

Card No. \_\_\_\_\_

Exp. date \_\_\_\_\_

### Membership Fees

	New	Renewal
1 year	\$35	\$30
2 year	\$55	\$50
3 year	\$70	\$65
5 year	\$105	\$100

**Mail to WIT,  
PO Box 268,  
Forest City, IA  
50436**

# Owners Manuals

**1967**

001967-01-000 1967 Winnebago

**1969**

001969-01-000 1969 Winnebago

**1970**

001970-01-000 1970 Winnebago

**1971**

001971-01-000 1971 Winnebago

**1972**

001972-01-000 1972 Winnebago

001972-02-000 1972 Camp Coach

001972-03-000 1972 Travel Trailer

**1973**

001973-01-000 1973 Indian

001973-02-000 1973 Brave

001973-04-000 1973 Chieftain

001973-05-000 1973 Minnie Winnie

001973-06-000 1973 5th Wheel

001973-07-000 1973 Camp Coach

**1974**

001974-01-000 1974 Indian

001974-02-000 1974 Brave

001974-03-000 1974 Chieftain

001974-04-000 1974 Minnie Winnie

001974-05-000 1974 Winnie Wagon

001974-06-000 1974 5th Wheel

**1975**

001975-01-000 1975 Indian & Brave

001975-03-000 1975 Chieftain

001975-04-000 1975 Custom

001975-05-000 1975 Minnie Winnie

001975-08-000 1975 5th Wheel

001975-10-000 1975 Camp Coach

001975-11-000 1975 Itasca Minnie

001975-12-000 1975 Itasca MH

**1976**

001976-01-000 1976 Chieftain

001976-02-000 1976 Brave

001976-03-000 1976 Minnie Winnie

001976-04-000 1976 Custom

001976-05-000 1976 Elandan

054185-59-000 1976 Sportsden

001976-07-000 1976 C25CR

054185-55-000 1976 Itasca All

**1977**

001977-01-000 1977 Itasca All

**1978**

054185-01-000 1978 Winnebago All

054185-02-000 1978 Itasca All

**1979**

054185-03-000 1979 Winnebago All

054185-04-000 1979 Itasca All

054185-05-000 1979 Travel Trl.

**1977-1979 RV Repair**

701674-02-000 Manual R.V. Service Repair 1977-1979

**1980**

001980-01-000 1980 Winnebago All

054185-07-000 1980 Itasca All

054185-08-000 1980 Winnie Wagon

054185-10-000 1980 Travel Trailer

**1981**

054185-12-000 1981 Winnebago & Itasca

**1982**

054185-14-000 1982 Winnebago & Itasca

**1983**

054185-19-000 1983 Winnebago & Itasca

**1984**

054185-20-000 1984 Winnebago & Itasca

**1985**

054185-22-000 1985 Winnebago & Itasca All

**1986**

054185-24-000 1986 Winnebago & Itasca All

**1987**

054185-26-000 1987 Winnebago &amp; Itasca All

**1988**

054185-28-000 1988 Winnebago &amp; Itasca All

**1989**

054185-31-000 1989 Winnebago &amp; Itasca All

**1990**

054185-35-000 1990 Winnebago &amp; Itasca All

**1991**

054185-63-000 1991 Warrior 300 Series

054185-64-000 1991 Warrior A-Body

054185-65-000 1991 Minnie Winnie 400

054185-66-000 1991 Chieftain

054185-67-000 1991 Superchief

054185-68-000 1991 Elandan

054185-70-000 1991 Spirit

054185-71-000 1991 Spirit A Body

054185-72-000 1991 Sundancer 400 Series

054185-73-000 1991 Sunflyer

054185-74-000 1991 Suncruiser

054185-75-000 1991 Windcruiser

**1992**

054185-78-000 1992 Warrior

054185-79-000 1992 Minnie Winnie 500

054185-80-000 1992 Brave F-Series

054185-81-000 1992 Adventurer

054185-82-000 1992 Chieftain

054185-83-000 1992 Elante'

054185-84-000 1992 Minnie Winnie 400

054185-86-000 1992 Spirit

054185-87-000 1992 Sundancer 500 Series

054185-88-000 1992 Sunrise F-Series

054185-89-000 1992 Suncruiser

054185-90-000 1992 Sunflyer

054185-92-000 1992 Sundancer 400 Series

**1993**

054185-42-000 1993 Vectra M-Series

054185-43-000 1993 Elante' P-Series

054185-44-000 1993 Spirit 300 Series

054185-50-000 1993 Sundancer 400 Series

054185-51-000 1993 Sundancer 500 Series

054185-52-000 1993 Sunrise F-Series

054185-53-000 1993 Suncruiser G-Series

054185-54-000 1993 Sunflyer N-Series

054185-93-000 1993 Warrior

054185-94-000 1993 Passage

054185-37-000 1993 Winnie DL/500 Series

054185-38-000 1993 Brave F-Series

054185-39-000 1993 Adventurer G-Series

054185-40-000 1993 Chieftain N-Series

054185-06-000 1993 Warrior 300 Series

**1994**

054185-A1-000 1994 Warrior 300 Series

054185-A2-000 1994 Minnie Winnie 400

054185-A3-000 1994 Minnie Winnie DL500

054185-A4-000 1994 Warrior D-Series

054185-A5-000 1994 Brave

054185-A6-000 1994 Adventurer

054185-A7-000 1994 Vectra

054185-A8-000 1994 Chieftain

054185-A9-000 1994 Elante

054185-B2-000 1994 Spirit

054185-B3-000 1994 Sundancer 400 Series

054185-B4-000 1994 Sundancer 500 Series

054185-B5-000 1994 Passage

054185-B6-000 1994 Sunrise

054185-B7-000 1994 Suncruiser

**1995**

054185-B8-000 1995 Rialta

054185-B9-000 1995 Luxor

054185-C1-000 1995 Eurovan

054185-C2-000 1995 Minnie Winnie 300

054185-C3-000 1995 Minnie Winnie 400

054185-C4-000 1995 Warrior

054185-C5-000 1995 Brave

054185-C6-000 1995 Adventurer

054185-C7-000 1995 Vectra

054185-C8-000 1995 Spirit

054185-C9-000 1995 Sundancer

054185-D1-000 1995 Passage

054185-D2-000 1995 Sunrise  
054185-D3-000 1995 Suncruiser  
701674-18-000 1995 Eurovan, Service Manual

**1970-1996**

701674-23-000 Paint Code Manual

**Parts Bulletins**

701671-05-000 Parts Bulletin Updates #1-#128

**1996**

054185-D5-000 1996 Rialta 200 Series  
054185-D6-000 1996 Minnie 300, 300 Series  
054185-D7-000 1996 Minnie Winnie 400 Series  
054185-D8-000 1996 Warrior  
054185-D9-000 1996 Brave  
054185-E1-000 1996 Adventurer  
054185-E2-000 1996 Vectra  
054185-E3-000 1996 Luxor  
054185-E4-000 1996 Spirit 300 Series  
054185-E5-000 1996 Sundancer 400 Series  
054185-E6-000 1996 Passage  
054185-E7-000 1996 Sunrise  
054185-E8-000 1996 Suncruiser  
054185-E9-000 1996 Luxor-All Wheel Steer

**1997**

054185-G2-000 1997 Vectra M-Series  
054185-F1-000 1997 Warrior D-Series  
054185-F3-000 1997 Minnie 300 Series  
054185-F4-000 1997 Spirit 300 Series  
054185-F5-000 1997 Minnie Winnie 400 Series  
054185-F6-000 1997 Sundancer  
054185-F7-000 1997 Brave  
054185-F8-000 1997 Sunrise F-Series  
054185-F9-000 1997 Adventurer G-Series  
054185-G1-000 1997 Suncruiser G-Series  
054185-G2-000 1997 Vectra  
054185-G3-000 1997 Vectra Grand Tour M-Series  
054185-G4-000 1997 Luxor Q-Series  
054185-G5-001 1997 Eurovan Canadian/English  
054185-G5-002 1997 Eurovan Canadian/French  
054185-G5-000 1997 Eurovan

**1998**

054185-I1-000 1998 Sunflyer L-Series  
054185-H8-000 1998 Sunrise F-Series  
054185-H7-000 1998 Sundancer 400 Series  
054185-H6-000 1998 Spirit 300 Series  
054185-H5-000 1998 Luxor Q-Series  
054185-H4-000 1998 Vectra Grand Tour, M-Series  
054185-H3-000 1998 Chieftain L-Series  
054185-H1-000 1998 Brave F-Series  
054185-G9-000 1998 Minnie Winnie 400 Series  
054185-G8-000 1998 Minnie 300 Series  
054185-G7-000 1998 Rialta 200 Series  
054185-H2-000 1998 Adventurer G-Series  
054185-H9-000 1998 Suncruiser G-Series

**1999**

054185-J1-000 1999 Suncruiser G-Series  
054185-J2-000 1999 Chieftain L-Series  
054185-J3-000 1999 Sunflyer L-Series  
054185-J4-000 1999 Vectra Grand Tour  
054185-J6-000 1999 Advantage Series  
054185-J7-000 1999 Rialta 200 Series  
054185-J8-000 1999 Minnie 300 Series  
054185-J9-000 1999 Spirit 300 Series  
054185-K1-000 1999 Minnie Winnie 400 Series  
054185-K2-000 1999 Sundancer 400 Series  
054185-K3-000 1999 Brave F-Series  
054185-K4-000 1999 Sunrise F-Series  
054185-K5-000 1999 Adventurer G-Series  
054185-K6-000 1999 Ultimate Freedom  
054185-G6-000 1999 Eurovan 100 Series

**2000**

132000-01-000 2000 Eurovan  
132000-02-000 2000 Rialta 200 Series  
132000-03-000 2000 Minnie 300 Series  
132000-04-000 2000 Minnie Winnie 400 Series  
132000-05-000 2000 Brave F-Series  
132000-06-000 2000 Adventurer G-Series  
132000-07-000 2000 Chieftain  
132000-08-000 2000 Horizon P-Series  
132000-09-000 2000 Journey P-Series  
132000-10-000 2000 Ultimate Freedom Q-Series



132000-11-000 2000 Ultimate Advantage Q-Series  
 132000-12-000 2000 Spirit 300 Series  
 132000-13-000 2000 Sundancer 400 Series  
 132000-14-000 2000 Sunrise F-Series  
 132000-15-000 2000 Suncruiser G-Series  
 132000-16-000 2000 Sunflyer L-Series

**2001**

132000-02-001 2001 Rialta 200 Series  
 132000-03-001 2001 Minnie 300 Series  
 132000-04-001 2001 Minnie Winnie 400 Series  
 132000-05-001 2001 Brave F-Series  
 132000-06-001 2001 Adventurer G-Series  
 132000-07-001 2001 Chieftain L-Series  
 132000-08-001 2001 Horizon P-Series  
 132000-09-001 2001 Journey P-Series  
 132000-10-001 2001 Ultimate Freedom Q-Series  
 132000-11-001 2001 Ultimate Advantage Q-Series  
 132000-12-001 2001 Spirit 300 Series  
 132000-13-001 2001 Sundancer 400 Series  
 132000-14-001 2001 Sunrise F-Series  
 132000-15-001 2001 Suncruiser G-Series  
 132000-16-001 2001 Sunflyer L-Series  
 132000-01-U01 2001 Eurovan-US

**2002**

132000-02-002 2002 Rialta  
 132000-03-002 2002 Minnie 300 Series  
 132000-04-002 2002 Minnie Winnie 400 Series  
 132000-05-002 2002 Brave F-Series  
 132000-06-002 2002 Adventurer G-Series  
 132000-07-002 2002 Chieftain L-Series  
 132000-08-002 2002 Horizon P-Series  
 132000-09-002 2002 Journey P-Series  
 132000-10-002 2002 Ultimate Freedom Q-Series  
 132000-11-002 2002 Ultimate Advantage Q-Series  
 132000-12-002 2002 Spirit, 300 Series  
 132000-13-002 2002 Sundancer 400 Series  
 132000-14-002 2002 Sunrise F-Series

132000-15-002 2002 Suncruiser G-Series  
 132000-16-002 2002 Sunflyer-L-Series  
 132000-17-002 2002 Sightseer D-Series  
 132000-18-002 2002 Sunova D-Series  
 132000-19-002 2002 Journey DL  
 132000-20-002 2002 Vista  
 132000-21-002 2002 Sunstar  
 132000-01-U02 2002 Eurovan-US

**2003**

132000-01-U03 2003 Eurovan  
 132000-02-003 2003 Rialta  
 132000-03-003 2003 Minnie  
 132000-04-003 2003 Minnie Winnie  
 132000-05-003 2003 Brave  
 132000-06-003 2003 Adventurer  
 132000-07-003 2003 Chieftain  
 132000-08-003 2003 Horizon  
 132000-09-003 2003 Journey  
 132000-10-003 2003 Ultimate Freedom  
 132000-11-003 2003 Ultimate Advantage  
 132000-12-003 2003 Spirit  
 132000-13-003 2003 Sundancer  
 132000-14-003 2003 Sunrise  
 132000-15-003 2003 Suncruiser  
 132000-16-003 2003 Sunflyer  
 132000-17-003 2003 Sightseer  
 132000-18-003 2003 Sunova  
 132000-19-003 2003 Journey DL  
 132000-20-003 2003 Vista  
 132000-21-003 2003 Sunstar

**2004**

132000-03-004 2004 Minnie  
 132000-04-004 2004 Minnie Winnie  
 132000-05-004 2004 Brave  
 132000-06-004 2004 Adventurer  
 132000-08-004 2004 Meridian  
 132000-09-004 2004 Journey  
 132000-11-004 2004 Ultimate Advantage

132000-12-004 2004 Spirit  
132000-14-004 2004 Sunrise  
132000-15-004 2004 Suncruiser  
132000-17-004 2004 Sightseer  
132000-18-004 2004 Sunova  
132000-20-004 2004 Vista  
132000-21-004 2004 Sunstar  
132000-22-004 2004 Vectra  
132000-23-004 2004 Horizon  
132000-13-004 2004 Sundancer  
132000-10-004 2004 Ultimate Freedom  
132000-07-004 2004 Chieftain  
132000-16-004 2004 Sunflyer  
132000-02-004 2004 Rialta

**2005**

132000-22-005 2005 Vectra  
132000-14-005 2005 Sunrise  
132000-18-005 2005 Sunova  
132000-13-005 2005 Sundancer  
132000-15-005 2005 Suncruiser  
132000-12-005 2005 Spirit  
132000-23-005 2005 Horizon  
132000-17-005 2005 Sightseer  
132000-02-005 2005 Rialta  
132000-03-005 2005 Minnie  
132000-04-005 2005 Minnie Winnie  
132000-05-005 2005 Voyage  
132000-06-005 2005 Adventurer  
132000-08-005 2005 Meridian  
132000-09-005 2005 Journey  
132000-26-005 2005 Aspect  
132000-27-005 2005 Cambria

**2006**

132000-03-006 2006 Outlook  
132000-04-006 2006 Minnie Winnie  
132000-05-006 2006 Voyage  
132000-06-006 2006 Adventurer  
132000-08-006 2006 Meridian  
132000-09-006 2006 Journey  
132000-12-006 2006 Spirit  
132000-13-006 2006 Sundancer

132000-15-006 2006 Suncruiser  
132000-17-006 2006 Sightseer  
132000-18-006 2006 Sunova  
132000-22-006 2006 Vectra  
132000-23-006 2006 Horizon  
132000-26-006 2006 Aspect  
132000-27-006 2006 Cambria  
132000-28-006 2006 Tour  
132000-29-006 2006 Ellipse  
132000-30-006 2006 View  
132000-31-006 2006 Navion  
132000-32-006 2006 Outlook SE  
132000-33-006 2006 Spirit SE  
132000-36-006 2006 Journey SE  
132000-37-006 2006 Meridian SE  
132000-38-006 2006 Sightseer SE  
132000-39-006 2006 Sunova SE

**2007**

132000-03-007 2007 Outlook  
132000-04-007 2007 Minnie Winnie  
132000-05-007 2007 Voyage  
132000-06-007 2007 Adventurer  
132000-08-007 2007 Meridian  
132000-09-007 2007 Journey  
132000-12-007 2007 Spirit  
132000-13-007 2007 Sundancer  
132000-14-007 2007 Sunrise  
132000-15-007 2007 Suncruiser  
132000-17-007 2007 Sightseer  
132000-18-007 2007 Sunova  
132000-22-007 2007 Vectra  
132000-23-007 2007 Horizon  
132000-26-007 2007 Aspect  
132000-27-007 2007 Cambria  
132000-28-007 2007 Tour  
132000-29-007 2007 Ellipse  
132000-30-007 2007 View  
132000-31-007 2007 Navion  
132000-34-007 2007 Access  
132000-35-007 Impulse  
132000-36-007 Journey SE

132000-37-007 Meridian SE  
 132000-40-007 Vista E-Series  
 132000-41-007 Sunstar E-Series

### 2008

161500-08-001 2008 Access  
 161500-08-002 2008 Impulse  
 161500-08-003 2008 Outlook  
 161500-08-004 2008 Spirit  
 161500-08-005 2008 View  
 161500-08-006 2008 Navion  
 161500-08-007 2008 Aspect  
 161500-08-008 2008 Cambria  
 161500-08-009 2008 Sightseer  
 161500-08-010 2008 Sunova  
 161500-08-011 2008 Voyage  
 161500-08-012 2008 Sunrise  
 161500-08-013 2008 Adventurer  
 161500-08-014 2008 Suncruiser  
 161500-08-015 2008 Destination  
 161500-08-016 2008 Latitude  
 161500-08-017 2008 Journey  
 161500-08-018 2008 Meridian  
 161500-08-019 2008 Tour  
 161500-08-020 2008 Ellipse  
 161500-08-021 2008 Vectra  
 161500-08-022 2008 Horizon  
 161500-08-023 2008 Vista  
 161500-08-024 2008 Sunstar

*\*See Win Portal for complete listings*

### Motor Home Care

701674-37-000 All Models - Motor Home Care

### Floor Repair Guide

701674-30-000 All Models - Floor Repair Guide

### Service Repair

701674-02-000 '77-'80 RV Service Repair

### 2006 Supplement Manuals

155005-44-006 Manual/Owner-Supplement, Outlook SE, 300 Series  
 155005-45-006 Manual/Owner-Supplement, Spirit SE, 300 Series  
 155005-03-006 Manual/Owner-Supplement, Outlook, 300 Series

155005-12-006 Manual/Owner-Supplement, Spirit, 300 Series

155005-04-006 Manual/Owner-Supplement, Minnie Winnie, 400 Series

155005-13-006 Manual/Owner-Supplement, Sundancer, 400 Series

155005-05-006 Manual/Owner-Supplement, Vol. I-Voyage, F-Series

155005-14-006 Manual/Owner-Supplement, Vol. I-Sunrise, F-Series

155005-26-006 Manual/Owner-Supplement, Aspect, 700 Series

155005-27-006 Manual/Owner-Supplement, Cambria, 700 Series

155005-06-006 Manual/Owner-Supplement, Adventurer, Vol. I, G-Series

155005-08-006 Manual/Owner-Supplement, Meridian, Vol. I, P-Series

155005-09-006 Manual/Owner-Supplement, Journey, Vol. I, P-Series

155005-12-006 Manual/Owner-Supplement, Spirit, 2006 300-Series

155005-13-006 Manual/Owner-Supplement, Sundancer, 2006 400-Series

155005-14-006 Manual/Owner-Supplement, Vol. I, Sunrise, F-Series, 2006

155005-15-006 Manual/Owner-Supplement, Suncruiser, Vol. I, 2006, G-Series

155005-17-006 Manual/Owner-Supplement, Sightseer, Vol. I, 2006, D-Series

155005-18-006 Manual/Owner-Supplement, Sunova, Vol. I, 2006, D-Series

155005-22-006 Manual/Owner-Supplement, Vol. I, Vectra, 2006

155005-23-006 Manual/Owner-Supplement, Vol. I, Horizon, 2006, S-Series

155005-26-006 Manual/Owner-Supplement, Aspect, 2006, 700 Series

155005-27-006 Manual/Owner-Supplement, Cambria, 2006, 700 Series

155005-28-006 Manual/Owner-Supplement, Vol. I-Tour, 2006, R-Series

155005-29-006 Manual/Owner-Supplement, Vol. I-Ellipse, 2006, R-Series

155005-30-006 Manual/Owner-Supplement, View 2006, 500 Series

155005-31-006 Manual/Owner-Supplement, Navion 2006, 500 Series

155005-44-006 Manual/Owner-Supplement, Outlook SE, 2006

155005-45-006 Manual/Owner-Supplement, Spirit SE, 2006

155005-46-006 Manual/Owner-Supplement, Vol I, Journey SE, 2006

155005-48-006 Manual/Owner-Supplement, Vol. I, Meridian SE, 2006

**\*Contact Parts Administrator Before Ordering**

### **2007 Supplement Manuals**

158603-07-001 Manual/Owner Supplement, 200-Series, 2007

158603-07-002 Manual/Owner Supplement, 300-Series, 2007

158603-07-003 Manual/Owner Supplement, 500-Series, 2007

158603-07-004 Manual/Owner Supplement, 700-Series, 2007

158603-07-005 Manual/Owner Supplement D-Series, 2007

158603-07-006 Manual/Owner Supplement, F-Series, 2007

158603-07-007 Manual/Owner Supplement, G-Series, 2007

158603-07-008 Manual/Owner Supplement, P-Series, 2007

158603-07-009 Manual/Owner Supplement, R-Series, 2007

158603-07-010 Manual/Owner Supplement, S-Series, 2007

158603-07-014 Manual/Owner Supplement, E-Series, 2007

**\*Contact Parts Administrator Before Ordering**

### **2008 Supplement Manuals**

158603-08-001 Manual-Supplement, 200 Series-2008

158603-08-002 Manual-Supplement, 300 Series-2008

158603-08-003 Manual-Supplement, 500 Series-2008

158603-08-004 Manual-Supplement, 700 Series-2008

158603-08-005 Manual-Supplement, D-Series-2008

158603-08-006 Manual-Supplement, E-Series-2008

158603-08-007 Manual-Supplement, F-Series-2008

158603-08-008 Manual-Supplement, G-Series-2008

158603-08-009 Manual-Supplement, M-Series-2008

158603-08-010 Manual-Supplement, P-Series-2008

158603-08-011 Manual-Supplement, R-Series-2008

158603-08-012 Manual-Supplement, S-Series-2008

**\*See Win Portal for complete listings**

**Wiring and plumbing diagrams available on Win Portal**



## A

ABS Plastic .....	138
Access Door .....	179
Access Door Seal.....	129
Accumulator .....	113
AC Line Monitor, Digital .....	205
A/C Switch Cover .....	91
Actuator Lock .....	76
Actuator, Push Button .....	76
Actuator Switch .....	75
Adapter .....	70
Adapter, Hose .....	105
Adapter, Nut .....	110
Adapter, Pipe-Away .....	110
Adapter, Plastic .....	110, 111
Adapter, Plumbing.....	110, 111
Adapter, Power Cord .....	70
Adapter, Radio .....	45, 46
Adapter, Radio Wire .....	46
Adapter, Reducer.....	105, 110
Adapter, Sewer .....	105
Adapter, Swivel .....	110
Adapter, Termination .....	105
Adapter, TV.....	48
Adhesive .....	181, 182
Adjusting Bolt Bracket .....	164
Adjuster, Seat Belt .....	177
Adjustment Bracket .....	146
Air Bag.....	192, 196
Air Conditioner Accessories.....	86-90
Air Conditioners.....	86-90
Air Gauge.....	77
Air Horn Kit .....	199
Air Hose.....	192
Airmaster Hoses.....	204
Air Mattress .....	161
Amplifier .....	45
Amplifier Wire Asm. ....	46
Antenna Accessories.....	41, 46, 47, 48
Antenna Cable .....	41, 51
Antenna, CB .....	47
Antenna, Digital Satellite.....	41, 51
Antenna, Radio .....	47
Antenna, TV.....	48, 51
Anti-Siphon Trap Vent .....	107
Anti-Slip Mat.....	198
AP 303 Protectant .....	205
Arm Waste .....	107
Ashtray .....	154
Assist Handle .....	157, 158
Assist Strap Hardware .....	157

Audio Switch.....	46
Audio/Video Switch .....	39
Auto Generator Start Module .....	79
Automatic Transfer Switch.....	78, 79
Awning Rail.....	131

## B

Back Socket .....	174
Backplate, Cabinet Pull.....	142
Backup Light Assembly.....	63-65
Ball Stud Asm. ....	174
Ball Stud Bracket.....	154
Ball Valve .....	111
Base, Pullout .....	174
Bar, Skid.....	139
Barrell Latch.....	145
Base, Socket .....	60
Base, Switch .....	71
Base, Table .....	157
Basket, Drawer .....	152
Basket, Pantry .....	152
Basket, Wicker .....	152
Bathroom Cleaner .....	127
Batten.....	129
Battery Change Over Solenoid.....	77
Battery Charger .....	207
Battery Disconnect Relay .....	77
Battery Disconnect Switch .....	75
Battery Switch .....	75
Belt, Chair Retainer.....	149, 150
Belt, Lap Seat.....	177, 178
Beveled Mirrors.....	184
Bezel, Headlamp .....	66-68
Bezel, Switch .....	71-74
Bike Rack .....	206
Blank Switch .....	75
Blind Brackets .....	146-148
Blind Cord .....	149
Blind Holddown Cleat .....	149
Blind Knob.....	146
Blind Spring Extension .....	149
Blind Wand .....	148
Block, Door Track .....	147
Block, Fuse.....	76
Blow Out Plug.....	113
Bobbin .....	149
Body Molding.....	130
Body Panel Clip.....	171
Bolt, Hole Cover .....	177
Bolt, Slide .....	143

# INDEX

Bolt, Striker.....142, 143, 164  
Brace, Strike.....143  
Bracket.....174  
Bracket, Adjustment.....146  
Bracket Asm.....143  
Bracket, Ball Stud.....154  
Bracket, Blind.....148, 149  
Bracket, Blind Holddown.....149  
Bracket, Bobbin.....149  
Bracket, Bunk Lift.....148  
Bracket, Cabinet.....143  
Bracket, Camera.....49  
Bracket, Chair Tiedown.....149, 150  
Bracket/Clip, Door.....146  
Bracket, Clothes Rod.....115, 142, 154  
Bracket, Connector.....197  
Bracket Cover.....45, 46, 170  
Bracket, Docking Light.....65  
Bracket, Door.....143  
Bracket, Door Catch.....170  
Bracket, DVD.....44  
Bracket, Dual Base.....186  
Bracket, E-Z Lift.....149  
Bracket, Fog Lamp.....68, 69  
Bracket, Gas Spring.....154-156  
Bracket, Headlamp.....65, 66  
Bracket, Hinge.....144  
Bracket, Holddown.....149  
Bracket, Ladder.....195  
Bracket, License Plate.....59  
Bracket, Mirror.....191  
Bracket, Monitor.....49  
Bracket, Mud Flap.....183  
Bracket, Rear.....174  
Bracket, Recliner.....186  
Bracket, Roller Shade.....148  
Bracket, Seat Belt.....177  
Bracket, Shelf.....174  
Bracket/Shelf, Slideout.....174  
Bracket, Slide.....143  
Bracket, Spare Tire.....186  
Bracket, Speaker.....45, 46  
Bracket, Squeegee.....179  
Bracket, Striker.....176  
Bracket, Stopper.....115, 183  
Bracket, Storage Box.....195  
Bracket, Support.....171  
Bracket, Taillights.....64, 65  
Bracket, TV.....37, 38  
Bracket, VCP.....39  
Bracket, Valve Locking.....106

Bracket w/Roller.....148  
Bracket, Water Hose Reel.....82  
Bracket, Taillight.....64  
Brackets, Towel Bar.....115  
Bracket, Zee.....38  
Brake Light.....62-65  
Breaker, Circuit.....79, 80  
Bubble Level.....20  
Bulb, Seal.....131, 133  
Bulbs, Light.....70  
Bulldog Latch and Catch.....176  
Bulldog Clip.....187  
Bullet Latch.....161, 203  
Bumper End Cap.....181  
Bumper, Rubber.....169, 170  
Bunk Lift Bracket.....195  
Bunk Ladder.....196  
Bunk Strap.....195  
Bushing.....105, 106  
By-Pass, Water Heater.....114

## C

Cab Marker Light.....61  
Cabinet Drawer/Pantry Slide.....153  
Cabinet Knob.....142  
Cabinet Pull.....141, 142  
Cabinet Slide.....174  
Cable.....42, 46, 149  
Cable, Antenna.....41, 51  
Cable, Audio.....41  
Cable Bracket.....49  
Cable, Camera.....52  
Cable, Coaxial.....48  
Cable, Door.....149  
Cable, Headlamp.....68  
Cable/Interface.....41  
Cable, Monitor.....44, 48  
Cable, Pedestal Clip.....149  
Cable, Radio.....46  
Cable, Satellite Control.....51  
Cable, Speaker.....46  
Cable, Stainless Steel.....171  
Cable/Video.....42  
Cable w/Mini Actuator.....186  
Cable w/Z-Ends.....186  
Cablemaster.....82  
Cam, Latching.....167  
Camera, Rear Vision.....48-50  
Camera Shroud.....179  
Camera, Side.....49, 50  
Camera, Switch Box.....49

Camera, Switching System.....	49	Channel, Hat .....	134
Canvas Repair Kit .....	186	Channel, Rigid .....	134
Cap.....	109	Channel Run.....	136
Cap and Cord, Sewer .....	105	Channel, Weather Strip.....	136
Cap/Cord/Spout Waterfill.....	112	Charger, Battery.....	207
Cap-Corner, Slideout.....	175	Check Valve .....	103
Cap, Dinette Pipe .....	146	Check Valve Kit.....	197
Cap/Pipe .....	109	Christmas Tree Clip .....	197
Cap, Plastic.....	109	Cigarette Lighter .....	154
Cap, Screw.....	150	Circuit Breaker .....	79, 80
Cap, Sewer.....	109	City Waterfill .....	112
Cap, Slideout .....	139	Cleaner, Bathroom .....	127
Cap, Slideout Trim.....	139	Clearance Light.....	60-62
Cap, Tube .....	150	Clip, Blind Mounting.....	149
Cap, Vent Pipe .....	106	Clip, Bull Dog .....	187
Carbon Monoxide Detector .....	206	Clip, Dinette Cushion.....	149
Carbon Monoxide Detector Sensor .....	206	Clip, Fabric .....	141
Cargo Roof Rack.....	181	Clip, Finish .....	149
Carpet, Trim .....	138	Clip, Gripper .....	177
Carpet, Trunk Liner .....	199	Clip, Mounting Valance .....	147
Carrier, Reveal .....	137	Clip, Safety .....	154
Carrier, Wheeled w/Hook .....	148	Clip Spring.....	172
Carrier, Windshield Reveal .....	137	Clip, Sunvisor .....	141
Cartridge Assembly .....	120	Clock, Wall.....	59
Cartridge, Stem Repair Kit .....	120	Closet Flange .....	106
Cartridge Replacements .....	119, 120	Clothes Rod Bracket.....	115, 142
Case Cylinder.....	166	Coaxial Cable.....	48
Cassette Box.....	40	Coaxial Connector.....	48
Catch and Strike .....	175, 176	Coffee Maker.....	31
Catch Assembly. ....	176	Compact Disc Changer.....	39, 40
Catch, Door .....	177	Compartment Door Latches .....	164
Catch, Drawer.....	174	Compartment Lid.....	181
Catch, Elbow.....	170	Compartment, Sewer Hose .....	105
Catch, Flush Mount .....	175	Compass/Thermometer .....	59
Catch, Magnetic.....	176	Compression Latch .....	171
Catch, Pin.....	176	Conduit Convolute .....	154
Catch, Roller.....	176	Connector, 90° .....	44
Catch, Screen Door .....	170	Connector.....	44, 76, 80, 81, 109
Catch, Shower Door .....	115, 175	Connector, Actuator .....	76
Catch, Snap Hook .....	145	Connector Assembly.....	80
Catch, Table Leg .....	157	Connector, Body .....	81
Catch, Twin Ball .....	175	Connector, Brass.....	109, 111
Catch, Valance .....	146	Connector, Coaxial.....	48
CB Antenna .....	47	Connector Cover .....	70
CB Radio .....	40	Connector, Pin .....	80
Ceiling Assembly .....	90, 91	Connector, Plastic .....	109, 111
Ceiling Fan .....	102	Connector, Plug.....	69, 82
Ceiling Light.....	54, 55	Connector, Quick Connect .....	105
Chair, Bracket/Tiedown .....	149, 150	Connector, Sewer Hose.....	105
Changer Control .....	39, 40	Connector, Socket .....	69
Channel Glazing.....	134, 135	Connector, Trailer .....	69, 70

# INDEX

Connector, Wire .....69  
Contact Pin .....82  
Contour Trim .....132  
Control Center .....39, 79  
Control Panel/Slideout.....76  
Control, Volume Speaker.....45  
Controller, Outlet, Power/TV.....47  
Conversion Kit .....198  
Converter, Power .....78, 79  
Convex Mirror .....191, 192  
Cord, Blind .....149  
Cord, Extension .....70  
Cord, Power .....70  
Corner Cap .....175  
Corner Key.....175  
Corner Molding.....139  
Corner Protector .....175  
Corner Seal.....130  
Coupler .....106, 107  
Coupler, Plastic .....106, 111  
Coupler, Quick Connect .....107  
Coupler, Quick Hose End .....107  
Coupler, Rubber.....107  
Coupling, Female .....111  
Coupling, Plastic .....111  
Courtesy Light .....59  
Cover, Connector .....70  
Cover, Corner.....175  
Cover, Docking Light .....65  
Cover, Drain.....136  
Cover, Electrical Box .....77  
Cover, Latch.....169  
Cover, Latch Plate .....163, 167  
Cover, LP Tank.....103  
Cover, Range .....20, 27  
Cover, Receptacle .....77  
Cover, Satellite Radio .....42  
Cover, Screw .....150  
Cover, Seatbelt.....178  
Cover, Slide.....162  
Cover, Slideout.....199  
Cover, Switch-AC .....91  
Cover, Tire .....205  
Cover/Trim .....132, 139  
Cover, TV .....37  
Cover, Weep Hole.....136  
Cover, Wire .....82  
Cradle, Docking .....41  
Cube, Speaker .....45  
Cup Holder.....185, 186  
Curtain Carriers.....147  
Curtain Hardware .....147

Curtain Rod .....115, 153  
Curtain Rod Bracket .....153, 154  
Curtain Track .....147  
Cutlery Tray.....152

## D

D-Section Seal.....133, 134  
DVD.....43  
DVD Bracket.....44  
DVD/VCR.....43, 44  
Deadbolt .....162  
Deck Plate.....105  
Defroster Fan.....59  
Defroster Vent.....92, 93  
Deodorant, Holding Tank .....128  
Detector, Carbon Monoxide .....206  
Detector, LP Gas .....103  
Detector, Smoke.....206  
Digital Satellite Antenna.....41, 51  
Digital Video Disc (DVD) Player .....43, 44  
Dimmer Switch .....55  
Dinette Bracket.....156  
Dinette Cushion Clip.....149  
Directional Light .....55  
Dirt Guard .....182  
Dishwasher.....32  
Dispenser, Paper Towel .....151  
Dispenser, Soap/Lotion.....117  
Docking Cradle .....41  
Docking Lamp.....66  
Docking Light, Cover .....65, 66  
Docking Station, Two-Way Radio.....40  
Dome Light .....56, 57  
Door Bell.....158, 196  
Door Bracket.....186  
Door Catch .....177  
Door Holder .....170  
Door Check Kit w/Housing .....174  
Door Handle, Compartment .....162  
Door Knob .....173  
Door Latch.....176  
Door Latch, Bath/Shower .....177  
Door Latch, Screen.....173, 174  
Door Lock Kit.....167  
Door Mat.....198, 199  
Door, Power Cord .....178  
Door, Refrigerator, Vent.....181  
Door, Seal .....129  
Door Spring .....169  
Door Stop.....169  
Door Stop Block.....147  
Door Strike.....170, 171, 172



Door Striker .....170  
 Door Strike Block.....147  
 Door Strike, Entrance .....172  
 Door Support .....147, 148  
 Door Track.....147  
 Door, Water Fill .....112  
 Door, Water Heater.....127  
 Dowel.....154  
 Downpipe.....80  
 Drain Cover .....136  
 Drain, Strainer.....116  
 Drain, Tip Toe.....115  
 Drain, Valve Line.....111  
 Drainage Pipe, Flexible.....184  
 Draw Latch .....177  
 Drawbar Asm.....205  
 Drawer, Cabinet Hardware .....174  
 Drawer, Catch.....174  
 Drawer Glide.....173  
 Drawer Knob.....142  
 Drawer, Plastic.....151  
 Drawer Slide .....174, 175  
 Drawer Slide Kit.....174  
 Drawer, Slide Out.....174  
 Drawer, Slide Out Compartment .....187  
 Drop E11 .....108  
 Drop Leaf Table Support .....156  
 Dryer Vent Assembly.....179  
 Dual Valve .....105  
 Duct, Flexible.....92  
 Dump Valve.....105, 106  
 Dump Valve Handle Extension .....106  
 Dump Valve Light.....60  
 Duplex Receptacle.....77  
 Dustgard Filter .....94

**E**

Edge Trim .....141  
 Elbow, Brass.....107-109  
 Elbow Catch.....170  
 Elbow, Hose Entry .....112  
 Elbow, Plastic .....107-109  
 Elbow Swivel .....108, 109  
 Elbow, Water Pump.....112  
 Electric Step.....197, 198  
 Electrical Box Cover .....77  
 End Cap.....149  
 End Fitting.....155  
 End Stop, L Rod.....148  
 Energy Management System (EMS) .....78  
 Energy Select Switch.....79  
 Engine Cover Seal .....135

Entrance Door Rod.....171  
 Entrance Door Seal .....133  
 ERGO Adhesive.....182  
 Extender, Shaft .....46  
 Extender, Table.....156  
 Extension Cord .....70  
 Extension, Dump Valve Handle .....106  
 Extension, Valve Stem.....106  
 Extension, Window Control .....137  
 Exterior Inlet.....70  
 Exterior Ladders .....192-195  
 Exterior Mirror.....188-191  
 Exterior Outlet.....77  
 Exterior Receptacle .....77  
 Exterior Shower Parts .....179  
 Extrusion.....129  
 Extrusion Insert.....134  
 Extrusion, Valance Panel.....129  
 Eyelet/Snap.....147  
 E-Z Lift Mounting Bracket.....149

**F**

F-Channel.....138  
 Fan, Ceiling .....102  
 Fan, Defroster.....59  
 Faucet, Trim Kit.....119  
 Faucet Valve.....119, 120  
 Faucet, Water Purification System.....120  
 Faucets.....118-121  
 Filler, Plug .....136  
 Filter, Dustgard.....94  
 Filter, Foam Seal.....135  
 Filter, Ground Loop.....46  
 Filter, In-line .....113  
 Filter, Noise.....46  
 Fin Seal .....135  
 Finger Pull .....173  
 Finial .....54  
 Fireplace .....207  
 Fire Extinguishers/Accessories .....159  
 Fitting Kit .....121  
 Fittings, Holding Tank.....113  
 Fittings, Water Tank.....113  
 Flange, Closet .....106  
 Flange, Rod.....142  
 Flat Switch.....71  
 Floor Mats .....198  
 Floor Safe.....205

# INDEX

Fluorescent Light .....57, 58  
Flushing System, Holding Tank.....127  
Foam Pad.....170  
Foam Seal .....129, 134  
Foam Tape .....134  
Fog Lamp Support .....68, 69  
Fog Light.....68, 69  
Folding Ladder .....196  
Freezer, Portable .....32  
Fuel Changeover Switch.....75  
Fuel Fill Door .....178  
Fuel Fill Shroud .....179  
Furnaces .....95-97  
Fuse Block.....76  
Fuse Holder .....76  
Fuses.....76

## G

Gas Springs .....154, 155  
Gas Spring Brackets .....154-156  
Gauge, Air.....77  
Gauge, Hourmeter .....80  
Generator, Hourmeter .....80  
Generator Muffler .....80  
Generator Start Module.....79  
Generator Switch .....76  
Gimp/Welting .....140  
Glass Door Accessories .....146  
Glass Holder .....135  
Glazing Channel.....134, 135  
Glazing, Seal.....135  
Glazing Strip.....136  
Glazing, Vinyl.....136  
Glide Tape.....148  
Glo Bar .....157  
GPS Navigation System .....52  
Grab Handle .....158  
Grill, Return Air .....93, 94  
Grille, Speaker .....45, 46  
Gripper Clip.....177  
Grommet.....138, 150  
Grommet, Cable.....175  
Grommet, Holding Tank.....113  
Grommet Tool .....147  
Guide-By-Pass .....173  
Guide & Hook .....148  
Guide, Pocket Door .....175

## H

Halogen Light.....57

Handle, Assist .....157, 158  
Handle, Dial.....137  
Handle, Knob .....146  
Handle, Pocket .....143  
Handle, Recessed .....141  
Handle, Recliner.....157  
Handle Replacements, Faucet .....120  
Handle, T .....106  
Handle-TV Mount.....38  
Handle, Valve .....106  
Handrails .....158  
Hanger, Roller .....173  
Hanger, Sliding Door .....173, 174  
Hanger, Tailpipe.....206  
Hatch Asm. ....105, 179  
Hatch, Power Cord .....77  
Hatch, Sewer.....105  
Headlamp .....66-68  
Headlamp Adjuster Cable.....68  
Headlamp Bracket .....66  
Headphone Jack Plate.....48  
Headphone, Stereo.....45  
Heater, Rear.....94  
Heater Switch .....92  
Hinge, Drop Leaf Table.....156  
Hinge, Entrance and Screen Door .....170  
Hinge, Pin .....171  
Hinge, Surface Mount .....145  
Hinged Steel Support .....157  
Hinges .....143-145  
Hitches .....205, 206  
Hold Down Asm. ....37  
Hold Down Bracket .....38, 148  
Hold Down, TV.....38  
Holder, Cup.....185, 186  
Holder, Door .....170  
Holder, Door Catch .....170  
Holder, Fuse .....76  
Holder, Toilet Tissue .....160  
Holding Tank Deodorant .....128  
Holding Tank Fittings.....113  
Holding Tank Flushing System.....127  
Holding Tank Grommet.....113  
Holding Tank Heater Pad .....126  
Holding Tank Wire Assembly.....83  
Hood Latch .....176  
Hood Latch Rod .....176  
Hook, Robe.....160, 161  
Hood Stop Angle.....176  
Hook, Storage .....151  
Home Theater Combo.....44  
Hood Vent .....179

Hose Adapter .....105  
 Hose, Entry Elbow .....112  
 Hose, Hi Pressure.....103  
 Hose, LP.....103  
 Hose Reel, Power.....204  
 Hose, Sewer .....106  
 Hose-Union.....111  
 Hourmeter, Gauge.....80  
 Hourmeter, Generator .....80  
 Housing.....80-82  
 Housing Asm., Headlamp.....80  
 Housing, Switch.....76  
 Housing, Trunk/Trailer.....69

**I**

Indicator, Light Assembly.....80  
 Infrared Transmitter .....42  
 Inlet, Exterior.....70  
 Insert, Acrylic.....20  
 Instagone Stain Remover.....205  
 Inverter, Power.....78  
 Isolated Stud.....78

**J**

J-Clip.....37  
 J-Trim.....138, 139  
 Jamb Nut Tools.....202, 204

**K**

Keeper Latch.....162  
 Key Lock Case Asm. ....168, 172  
 Keyless Door Lock Parts .....161  
 Keyless Entry Remote.....162  
 Keys.....168, 169  
 Kick Panel.....182  
 Knob, Blind.....146  
 Knob, Cabinet .....142  
 Knob, Door.....142, 173  
 Knob, Handle .....146  
 Knob, Recliner .....157  
 Knob, Safety Latch.....115  
 Knob, TV.....37  
 Knob, TV Swingout .....37  
 Knob, Window.....137  
 Kwik Lube.....181

**L**

Ladder Accessories.....195  
 Ladder, Bunk.....196  
 Ladder, Exterior .....192-195

Ladder, Folding .....196  
 Ladder, Stop .....196  
 Lamp Assembly.....61-66  
 Lamp Marker .....61-65  
 Lamp, Park .....61  
 Lamp Shade.....53, 55  
 Lamp, Table.....55  
 Lamp, Wall.....52-54  
 Lap Seat Belt.....177, 178  
 Latch and Catch Asm.....175  
 Latch and Catch, Bulldog.....176  
 Latch and Strike .....176  
 Latch Assembly.....137  
 Latch Assembly Cabinet Door .....146  
 Latch Assembly Push Button .....142  
 Latch Assembly Rotary.....169  
 Latch Asm. Slide .....146  
 Latch Assembly-Slide .....173  
 Latch, Barrel.....145  
 Latch, Bullet .....161, 203  
 Latch, Catch Plate.....162  
 Latch, Compartment Door.....164  
 Latch, Compression .....171  
 Latch, Door .....176  
 Latch, Door Grabber w/Keeper.....177  
 Latch, Door, Mirrored .....176, 177  
 Latch, Door, Sliding.....176, 177  
 Latch, Draw .....177  
 Latch, Draw and Keeper.....173  
 Latch, Drivers Door.....164  
 Latch, Entrance Door .....163  
 Latch, Entry.....164, 165  
 Latch, Exterior .....173  
 Latch, Glove Box .....163  
 Latch, Handle Swivel.....169  
 Latch, Hold Down Panel .....145  
 Latch, Hood .....176  
 Latch, Hurricane .....172  
 Latch, Inside .....173  
 Latch Kit.....115  
 Latch, Knob Safety.....115  
 Latch, Medicine Cabinet.....114, 146  
 Latch, Motor Cover.....177  
 Latch, Outside .....173  
 Latch, Paddle .....163, 166, 167  
 Latch, Paddle Assembly.....163  
 Latch Plate Cover Asm. ....163  
 Latch Protector, Water Heater.....127  
 Latch/Pull Cabinet.....141, 142  
 Latch, Pull Edge.....176  
 Latch, Rod .....171

# INDEX

Latch, Roller .....	171	Light, Dump Valve.....	60
Latch, Rotor .....	172	Light, Flex.....	59
Latch, Rotary .....	171	Light, Fluorescent .....	57, 58
Latch, Safety.....	115	Light, Fog.....	68, 69
Latch, Screen Door .....	173	Light, Halogen.....	57
Latch, Single.....	172	Light, Indicator .....	80
Latch, Slam.....	149	Light, License Plate .....	59
Latch, Slide.....	146	Light, Make Up .....	58
Latch, Sliding.....	145, 169	Light, Pocket.....	65
Latch, Slideout Travel .....	146	Light, Porch .....	59
Latch, Sliding Window.....	138	Light, Reading.....	55, 56
Latch, Spring .....	136, 169	Light, Recessed .....	57, 59
Latch, Swell .....	169	Light, Sidemarker.....	60, 61, 62, 65
Latch, T-Bar .....	172	Light, Stepwell .....	60
Latch, Travel .....	115, 165	Light Strip.....	58
Latch, Vertical (Sash Kit).....	138	Light, Surface Mount .....	57, 60
Latch, Vise Action .....	172	Light, Swivel .....	57
Latch, Wardrobe.....	176, 177	Light, Trim Ring.....	57
Latch, Window .....	136	Light, Vanity .....	59
Latch, Zee/Keeper.....	172	Light, Wardrobe .....	57
Lazy Susan Shelf.....	152	Line Monitor .....	205
Lazy T-Sponge Seal.....	129	Liner, Trunk.....	199
Leaf Actuator Switch.....	76	Link, Quick.....	172
Leaf Hinge, Folding .....	157	Lock, Actuator .....	76
Leaf Support .....	157	Lock Assembly Fuel Fill.....	167
Leg, Table .....	156	Lock Assembly Water Fill.....	167
Legs, Pedestal .....	157	Lock, Case w/Cam.....	167
Lens, Reflector .....	60, 61	Lock, Key .....	168
Lens, Replacement.....	56, 64	Lock, Keyless .....	162
Level, Bubble .....	20	Lock Kit, Door.....	167
Leveler, Tabletop .....	156	Lock/Latch, Slideout.....	146
Lever.....	186	Lock Out Spring.....	176
Lever, Latch .....	186	Lock, Passage.....	173
Lever, Lumbar .....	186	Lock, Privacy.....	173
License Plate Bracket .....	59	Lock, Sash .....	187
License Plate Light .....	59	Lock, Secondary.....	82
License Plate Retainer .....	59	Lock, Twist.....	145
Lid, Compartment.....	181	Lock, Twist and Clip.....	172
Lift Hook.....	170	Lock, w/Cylinder .....	165
Light Assembly .....	61-65	Lockout Mechanism .....	175
Light Assembly Backup.....	63	Louver/Bezel Assembly .....	92, 93
Light Assembly Indicator.....	80	Louver Retainer.....	93
Light, Brake.....	62-65	LP Gas Detector .....	103
Light Bulbs .....	71	LP Hose.....	103
Light, Cab Marker .....	61	L-Rod Curtain Carriers .....	148
Light, Ceiling.....	54, 55	L-Rod End Stop.....	148
Light, Clearance.....	60-62	LP Regulator .....	103
Light, Courtesy .....	59	LP Tank Accessories.....	103, 104
Light, Directional .....	55	LP Tank Cover.....	103
Light, Docking.....	65	Lug Wrench.....	183, 204
Light, Dome .....	56, 57	Lumbar Lever.....	186



**M**

Magnetic Catch ..... 176  
 Make Up Light ..... 58  
 Manuals, Owner ..... 210-216  
 Map, Pocket ..... 175  
 Mat, Anti Slip ..... 198, 199  
 Mat, Door ..... 198, 199  
 Mattresses ..... 161  
 Medicine Cab Latch ..... 114, 146  
 Microwave Vent Asm. .... 30, 185  
 Microwaves ..... 30, 31  
 Mirror, Beveled ..... 184  
 Mirror Bracket ..... 185  
 Mirror, Convex ..... 192  
 Mirror, Exterior ..... 188-191  
 Mirror, Framed ..... 184  
 Mirror Mounting Bracket ..... 185  
 Mirror Mounts ..... 146  
 Mirror Pull ..... 147  
 Mirror Switch, Heated ..... 75  
 Mobile Theatre System ..... 44  
 Module, Auto Generator Start ..... 79  
 Module Charge Control ..... 79  
 Module, Interface ..... 43  
 Molding, Body ..... 130  
 Molding, Corner ..... 139, 140  
 Molding, F-Channel, Corner ..... 138  
 Molding, J-Trim ..... 138, 139  
 Molding, Radius Corner ..... 139  
 Molding, Rear Trim ..... 130  
 Molding, Reveal ..... 136  
 Molding, Reverse Cove ..... 140  
 Molding, Shelf ..... 140  
 Molding, Sidewall ..... 130  
 Molding, Sidewall Door ..... 130  
 Molding, Sidewall To Roof ..... 140  
 Molding, T ..... 140  
 Molding, Vinyl Wrapped ..... 129  
 Molding, Windshield Reveal ..... 136  
 Monitor, AC Line, Digital ..... 205  
 Monitor Bracket ..... 49  
 Monitor/LCD ..... 52  
 Monitor Panel ..... 27-30  
 Monitor Panel Wire Asm. .... 28, 30, 83  
 Monitor, Rear ..... 48, 49, 50, 52  
 Monitor Wire ..... 51  
 Motor Cover Latch ..... 177  
 Mounts, Mirror ..... 146  
 Mox ..... 205  
 Mud Flap ..... 182, 183

Mud Flap Decal ..... 183  
 Mud Flap Stiffener ..... 183  
 Muffler Clamp ..... 206  
 Mufflers, Generator ..... 80

**N**

Needle, Valve ..... 111  
 Nipple, Plastic ..... 111  
 Noise Filter ..... 46, 47  
 Non-Contact Sensor Change Out ..... 84  
 Non-Skid Pad ..... 199  
 Nut, Plastic ..... 203

**O**

Outlet, Defroster ..... 92, 93  
 Outlet, Exterior ..... 77

**P**

Paddle Switch ..... 77  
 Paint Pen ..... 182  
 Paint, Spray ..... 182  
 Panel, Monitor ..... 27-30  
 Pantry Basket ..... 152  
 Pantry Slide ..... 153  
 Pantry Slide Frame ..... 152  
 Paper Towel Dispenser ..... 151  
 Paper Towels ..... 151  
 Park Lens ..... 64  
 Pawl ..... 156  
 Pedestal Base ..... 157  
 Pedestal Clip, Cable ..... 149  
 Pin Connector ..... 80  
 Pin, Contact ..... 82  
 Pin, Wire Assembly ..... 44  
 Pipe Cap, Dinette ..... 146  
 Pipe, Flexible Drainage ..... 184  
 Pivot/Latch ..... 169  
 Plate Adjuster ..... 66  
 Plate, Cover ..... 114  
 Plate, Deck ..... 105  
 Plate, Headphone Jack ..... 48  
 Plate, Latch/Catch ..... 162  
 Plate, Power Cord ..... 82  
 Plate, Roof ..... 47, 48  
 Plate, Strike ..... 145  
 Plate, Table ..... 156  
 Plate, Telephone ..... 47  
 Plate, Tiedown ..... 178  
 Plate, Wall ..... 47, 51

# INDEX

Plexus Adhesive .....	181
Plug .....	138
Plug Asm .....	50
Plug, Audio .....	50
Plug, Blow Out .....	113
Plug, Brass .....	109
Plug, Oval .....	150
Plug, Plastic .....	109
Plug Plumbing.....	109
Plug and String.....	105
Plug, Wood.....	150
Plunger Asm.-Bolt.....	175
Pocket Guide, Sliding Door.....	175
Pocket Handle.....	143
Pocket Light.....	65
Pocket Map.....	175
Pocket Visor.....	204
Pod, Taillight.....	64
Porch Light.....	59
Power Controller, TV.....	47
Power Converter.....	78, 79
Power Cord.....	70, 82
Power Cord Adapter.....	70
Power Cord Hatch.....	77, 178
Power Cord Plate.....	82
Power Cord Receptacle.....	70
Power Cord Reel.....	82
Power Door Lock Switch.....	76
Power Hatch Asm.....	178
Power Hose Reel.....	204
Power Inverter.....	78
Power Inverter Remote Panel.....	78
Power Shade.....	204
Power Window Switch.....	75
Prop Rod.....	171
Protector, Corner.....	175
Protector, Seat.....	183
Protector, Water Heater Latch.....	127
P-Shaped Seal.....	135
P-Trap.....	113
Pull, Cabinet.....	141, 142
Pull Edge Latch.....	176
Pull, Finger.....	141
Pull, Flush.....	156
Pull, Mirror.....	147
Pull-Out Base.....	174
Pull-Out Step Asm.....	197
Pull, Shade.....	148
Pump, Water.....	112, 113

Quick Connect Connector .....	105, 106
Quick Link.....	172

## R

Rack, Bike.....	206
Rack, Glass Hanger.....	152
Rack, Towel.....	153
Rack, Wall.....	152
Racks & Ladders.....	192-195
Radio Adapter.....	45
Radio Antenna.....	47
Radio, CB.....	40
Radio Receiver.....	40-42
Radio Remote Control.....	42
Radio Shroud.....	39
Radio Switch.....	75
Radio, Two-Way.....	40
Radio Wire Adapter.....	46
Radios.....	40-42
Radios, Wallmount.....	43
Radius Corner Molding.....	139
Rail, Awning.....	131
Rail, Decorative.....	151
Rail, Drawer.....	151
Railing, Brass.....	151
Rain Guard.....	187
Railing, Oak.....	151
Range Cover.....	20, 27
Range Hood Vent.....	179
Range Hood Vent Shroud.....	179
Ranges.....	20-27
Reading Light.....	55, 56
Rear Blower Switch.....	92
Rear Heater.....	94
Rear Trim Molding.....	130
Rear Vision Systems.....	49, 50
Receiver, Infrared.....	41
Receiver, Radio.....	40-42
Receiver, Seat Belt.....	177
Receptacle.....	77, 80
Receptacle, 12 Volt.....	47, 80
Receptacle Cover.....	77
Receptacle, Duplex.....	77
Receptacle, Exterior.....	77
Receptacle, Flush Mount.....	77
Receptacle, GFI.....	90
Receptacle, Power Cord.....	70
Recessed Handle.....	141
Recessed Light.....	57
Recliner Bracket.....	186
Recliner Handle.....	157

Reducer, Bushing.....106  
 Reel, Power ..... 82  
 Reflector.....60, 61  
 Reflector, Stick On .....60  
 Refrigerator Accessories .....3-20  
 Refrigerator Vent Kit.....181  
 Refrigerator Vents .....181  
 Refrigerators .....3-20  
 Registers.....92-94  
 Regulator, LP .....103  
 Regulator, Water .....114  
 Relay, Battery Disconnect .....77  
 Relay, Radio.....44  
 Relays.....85  
 Release, Rotary .....172  
 Remote Panel, Power Inverter .....79  
 Remote, Radio.....41, 42  
 Repair Kit, Window Latch.....137  
 Retainer .....129  
 Retainer & Batten .....129  
 Retainer Eye .....185  
 Retainer, Headlamp.....66  
 Retainer, License Plate .....59  
 Retainer, Louver .....93, 151  
 Retainer Screw .....150, 151  
 Retainer Strap Chair .....149, 150  
 Retainer, Trim.....134  
 Return Air Vent.....93, 94  
 Reveal Carrier .....137  
 Reveal Molding.....136  
 Reverse Cove Molding.....140  
 Retractable Strap .....178  
 Ride Rite Springs .....196  
 Rigid Channel .....134  
 Rivet, Plastic .....138  
 Robe Hook.....160, 161  
 Rock Guard.....182, 183  
 Rocker Switch .....70, 71, 76  
 Rod, Curtain .....115  
 Rod, Entrance Door.....171  
 Rod, Flange.....154  
 Rod, Hood Latch .....176  
 Rod, Latch .....171  
 Rod-Lock, Slideout .....153  
 Rod, Prop.....171  
 Rod, Railing .....151  
 Rod, Towel .....159  
 Roller Asm.-Slideout .....153  
 Roller w/Bracket.....153  
 Roller Catch .....176  
 Roller Catch and Strike .....175  
 Roller, Hanger .....173

Roller Latch .....171  
 Roller, Nylon .....173  
 Roller Shade Bracket.....148  
 Roll-Out Trash Wastebasket.....153  
 Roof Cap .....181  
 Roof Contour Trim .....132  
 Roof Cove Trim .....138  
 Roof Plate.....47, 48  
 Roof Plate Cable .....47, 48  
 Roof Rack Cargo.....181  
 Roof Vents.....97-101, 181  
 Rotary Latch .....171  
 Rotary Release-Wire Latch.....172  
 Rubber Bulb Seal.....133  
 Rubber Bumper .....169, 170  
 Rubber Flooring .....199  
 Rubber Seal .....131  
 Rug, Step .....197  
 Runner, Rail.....152

**S**

Safe, Floor.....205  
 Safety Latch, Knob.....115  
 San-T-Flush System .....127  
 Sanitary Tee.....113  
 Sash Lock .....187  
 Satellite Antenna.....41, 51, 52  
 Satellite Dish .....51, 52  
 Satellite Dome-In Motion.....52  
 Satellite Radio, Cover .....42  
 Satellite Radio Receiver .....40-42  
 Scotch Weld Adhesive.....181  
 Screen Clip, Plastic .....136  
 Screen Door Catch .....173, 174  
 Screen Door Latch .....173  
 Screen Door Seal.....131  
 Screen Door Shade.....204  
 Screen Door Slide.....162  
 Screen Door Slider and Strike .....162  
 Screen Door Weather Strip .....134  
 Screen Slider.....162  
 Screen Spline .....136  
 Screw/Bumper, Retaining .....141  
 Screw Cover .....150  
 Screw, Fog Lamp Adjusting .....68  
 Seal, Adhesive Back .....129  
 Seal, Bulb .....131, 133  
 Seal Connector.....81  
 Seal, Corner .....130  
 Seal, Door .....129  
 Seal, Door/Corner.....129

# INDEX

Seal, D Section.....	133, 134	Shaft Extender.....	46
Seal, Engine Cover.....	135	Shelf Bracket.....	151
Seal, Entrance Door.....	133	Shelf Molding.....	140
Seal, Fin.....	135	Shelf & Rod.....	153
Seal, Foam.....	129, 134	Shelf Storage.....	151
Seal, Foam Tape.....	134	Shelf Support, Adjustable.....	153
Seal, Glazing.....	135	Shim Striker.....	171
Seal, Ladder Bracket.....	195	Shock Absorber.....	192
Seal, Lazy T Sponge.....	129	Shock, Stabilizer.....	192
Seal, Pile.....	129, 135	Shower Door Accessories.....	115
Seal, P-Shaped.....	135	Shower, Exterior Parts.....	179
Seal, Rubber.....	131	Shower Heads and Accessories.....	114, 115
Seal, Rubber Bulb.....	133	Shower Strainer.....	116
Seal, Screen Door.....	131	Shroud, Camera.....	179
Seal, Slideout.....	130, 131, 139	Shroud, Fuel Fill.....	179
Seal, Slider Window.....	135	Shroud, Radio.....	39
Seal, Sponge.....	129, 131	Shroud, Range Hood Vent.....	179
Seal, Stationary Window.....	136	Sidemarker Light.....	60-62
Seal, Swipe.....	130	Sidewall Door Molding.....	130
Seal, Swivel.....	111	Sidewall To Roof Molding.....	140
Seal T.....	132	Sidewall Trim.....	131
Seal, Tip Out Window.....	136, 137	Side Camera.....	49, 50
Seal, Triangle.....	134	Silicone.....	182
Seal, Trim.....	131, 132	Sink Strainer.....	116
Seal, U-Channel w/Wired Bulb.....	133	Sinks.....	116, 117
Seal, Window Slider.....	135	Skylights.....	180
Seal, Wipe.....	135	Slide Assembly.....	174
Sealant.....	181, 182	Slide Assembly, Dash.....	205
Sealer, Foam.....	134	Slide Bolt.....	143
Sealer, Seam.....	181	Slide Bolt, Control Knob.....	169
Sealer, Tape.....	134, 135	Slide, Cabinet.....	174
Seat Belt Cover.....	178	Slide, Cover.....	162
Seat Belt Adjuster.....	177	Slide, Drawer.....	174
Seat Belt Trim Plate.....	178	Slide Latch.....	146
Seat Belts.....	177, 178	Slide, Pantry.....	153
Seat Protector.....	183	Slide, Rail.....	174
Select Comfort Bed.....	161	Slide, Table.....	153
Selector Switch.....	91	Slide, TV.....	38
Sending Unit.....	113	Slideout Compt. Drawer Parts.....	187
Sensor, Carbon Monoxide Detector.....	206	Slideout Control Panel.....	76
Sewer Cap and Cord.....	105	Slideout Cover.....	199
Sewer Hose.....	106	Slideout Floor Seal.....	130
Sewer Hose Compartment.....	105	Slideout Roller Asm.....	153
Sewer Valve Accessories.....	105, 106	Slideout Tiedown.....	138
Sewer Valves.....	105, 106	Slideout Travel Latch.....	146
Shade Assembly.....	204	Slideout Trim.....	138
Shade, Lamp.....	53-55	Slider and Strike/Screen Door.....	162
Shade, Power.....	204	Slider Screen.....	162
Shade Pull.....	148	Slider, Screen Door.....	162
Shade, Roller Bracket.....	148	Sliding Door Hanger.....	173, 174
Shade, Screen Door.....	204	Smoke Detector.....	206
Shade, Vent Cover.....	97	Snap Hook Catch.....	145



Snap Swivel .....	148	Stepwell Light .....	60
Snap Tape.....	148	Stereo Headphone.....	45
Soap Dish .....	160	Stereo System .....	44
Soap/Lotion Dispenser.....	117	Stick On Reflector .....	60
Socket.....	67, 69, 80	Stop, Door.....	169
Socket Assembly .....	60, 64, 67, 69	Stop, Ladder .....	196
Socket Base .....	60	Stop, Screen Clip .....	136
Socket Connector .....	69, 70	Stopper, Rubber .....	117
Socket, Lamp .....	67, 80	Storage Compartment Lid .....	181
Socket, Sidemarker .....	69	Storage Container .....	152
Socket Screw .....	147	Storage, Wall Mount.....	151
Sofa Switch.....	76	Straight Stop Valve.....	111
Solar Panel/Parts.....	83	Strainer Assembly.....	116
Solenoid.....	77	Strainer, In-Line.....	113
Solenoid, Battery Changeover.....	77	Strainer, Shower .....	116
Spacer.....	63, 140	Strainer, Shower Pan .....	116
Spacer, Latch .....	176	Strainer, Sink.....	116
Spacer, Light.....	63	Strainer, Tub.....	116
Spacer, Monitor.....	185	Strainer, Water Pump.....	112
Spacer, Phone .....	185	Strap, Retractable .....	178
Spacer, Receptacle .....	185	Strap/Tiedown.....	38
Spacer, Shower Head .....	115	Strike, Door .....	170-172
Spacer, Switch .....	74	Strike, Hood Latch .....	176
Spare Tire Bracket .....	186, 187	Strike Plate .....	143
Spare Tire Cover Ring .....	205	Strike, Slider.....	162
Speaker and Grille .....	45, 46	Striker.....	141, 143
Speaker Volume Control.....	45	Striker-Bolt .....	142, 143, 164
Speakers .....	45, 46	Striker, Door, Luggage.....	143
Splice, Trim .....	139	Striker Bracket .....	176
Spline, Screen.....	136	Striker Mount .....	143
Splitter, Antenna.....	42	Strip Light.....	58
Splitter, Three-Way .....	48	Stud, Isolated.....	78
Splitter, Two-Way .....	48	Stud, Snap.....	147
Spot Lifter .....	205	Sunscreen/Windshield Kit .....	203
Spotlight .....	58	Sunvisor .....	204
Spout, Tub.....	119	Support, Clothes Rod .....	115
Spray Paint .....	182	Support, Door .....	147, 148
Spring/Assist.....	186	Support, Fog Lamp .....	68
Spring, Door .....	176	Support, Headlamp.....	65
Spring Extension, Blind .....	149	Support Hinge.....	143, 156
Spring, Lock Out.....	176	Support Hinge Lock .....	143
Spring, Sliding Door.....	176	Support, Leaf .....	157
Spring Strike and Catch.....	175	Support Lid.....	143
Sprint/Catch .....	186	Support Shelf.....	115
Squeegee Bracket.....	179	Support, Table .....	156
Stabilizer Shocks .....	192	Surface Mount Hinge .....	145
Step, Electric.....	197, 198	Surface Mount Light .....	57, 60
Step, Manual .....	197	Swell Latch .....	169
Step Rug .....	197	Switch, Actuator .....	75
Step Switch Assembly .....	76	Switch, Audio.....	39, 46
Step Tread .....	199	Switch, Audio/Video .....	39
Steering Wheel Remote.....	42	Switch, Automatic Transfer .....	78, 79

# INDEX

Switch, Base .....	71
Switch, Battery .....	75
Switch, Battery Disconnect .....	75
Switch, Battery Dual Boost .....	75
Switch, Bezel .....	71-74
Switch, Blank .....	75
Switch Box, Video Camera .....	49
Switch Cover, Air Conditioner.....	91
Switch, Dimmer .....	55
Switch, Energy Select.....	79
Switch, Flat.....	71
Switch, Fuel Changeover.....	75
Switch, Generator .....	76
Switch, Heated Mirror .....	75
Switch, Heater .....	92
Switch, Housing.....	76
Switch, Leaf Actuator .....	76
Switch, Mirror.....	191
Switch, Paddle .....	77
Switch, Panel .....	74
Switch Plate .....	74, 75
Switch, Plunger.....	77
Switch, Power Door Lock.....	76
Switch, Power Window .....	75
Switch, Radio.....	75
Switch, Rear Blower .....	92
Switch, Remote Mirror .....	76
Switch, Rocker .....	70, 71, 76
Switch, Selector .....	91
Switch, Sofa.....	76
Switch, Spacer .....	74
Switch, Step Asm. ....	76
Switch, Toggle.....	71, 77
Switch, Video .....	39, 75
Switch, Windshield Washer .....	75
Switch, Windshield Wiper.....	75
Swivel Light .....	57
Swivel Seal.....	111
Swivel, Snap .....	148
Swivel, Television .....	37, 38

## T

Table Base .....	157
Table Extender.....	156
Table Hardware.....	156
Table Lamp .....	55
Table Leg .....	156
Table Plate .....	156
Table Slide .....	153
Table Support .....	156
Table Track.....	156
Tabletop Leveler .....	156

Taillamp Bracket.....	64
Taillight Pod.....	64
Taillights.....	62-65
Tailpiece.....	113, 117
Tailpipe Hanger.....	206
Tambour Spiral Kit .....	187
Tape, Double Sided .....	135
Tape, Foam .....	134
Tape, Glide.....	148
Tape, Green Vinyl .....	135
Tape, Hook.....	151
Tape, Loop .....	151
Tape, Plastic w/Guides .....	148
Tape, Protection .....	135
Tape, Sealer .....	134, 135
Tape, Snap.....	148
Tee, Plumbing .....	109, 110
Tee, Sanitary.....	113
Tee, Swivel.....	110
Telephone Wall Plate .....	47
Telescopic Waste .....	107
Television Slide/Swivel.....	37, 38
Televisions .....	33-37
TV Cover .....	37
Terminal .....	80, 81
Thermometer/Compass .....	59
Thermostat .....	91
Tieback, Clear Plastic.....	150
Tiedown Bracket .....	38, 178
Tiedown Chair.....	149, 150
Tiedown, Slideout .....	138
Tiedown Straps.....	37-39
Tiedowns .....	37-39
Tip-Out Window Seal .....	136
Tire Cover, Ring .....	205
Tire Cover, Vinyl.....	205
T-Handle.....	106, 156
T-Molding .....	140
T-Seal .....	132
Toggle Switch.....	71, 77
Toilet Riser.....	125
Toilet Spacers .....	125
Toilet Tissue .....	128
Toilet Tissue Holder .....	160
Toilets.....	121-125
Towel Bar.....	159
Towel Bar Brackets .....	115
Towel Rack .....	153
Towel Ring .....	159, 160
Towel Rod .....	159
Toy, Motor Home.....	205
Track, Curtain .....	147

Track, Door.....147  
 Track End, Cap.....147  
 Track, Wall.....147  
 Trailer Connector .....69, 82  
 Transmitter, Infrared .....42  
 Trap Vent, Anti-Siphon .....107  
 Trash Container, Roll Out .....153  
 Travel Latch.....20  
 Tray, Cutlery.....152  
 Tray, Utility.....146  
 Tread, Step .....199  
 Trik-L-Start.....207  
 Trim, Backwall.....139  
 Trim, Carpet .....138  
 Trim, Cover .....132  
 Trim, Contour .....132  
 Trim, Edge .....141  
 Trim, J.....138, 139  
 Trim Kit, Faucet.....119  
 Trim Kit, Microwave .....31  
 Trim Plate, Seat Belt .....178  
 Trim, Retainer.....134  
 Trim, Roof Contour .....132  
 Trim, Roof Cove .....138  
 Trim, Seal .....131, 132  
 Trim, Sidewall .....131, 132  
 Trim, Slideout .....138  
 Trim, Splice .....139  
 Trim, Step.....133  
 Trim, Vinyl.....132  
 Trim Ring, Light.....57  
 True Level Quick Reference .....84  
 Trunk Latch.....175  
 Trunk Liner Carpet .....199  
 Trunk/Trailer Housing.....69  
 Tub Spout.....119  
 Tub Strainer .....116  
 Tube Cap .....150  
 Tubing, Vinyl .....112  
 TV Adapter.....48  
 TV Antenna.....48, 51  
 TV Cover .....37  
 TV Knob, Swingout .....37  
 TV Power Controller .....47  
 TV Splitter .....48  
 TV Swivel .....37, 38, 153  
 TV Tiedown.....37, 38  
 TV/VCR Bracket .....38  
 Twin Ball Catch .....175  
 Twist Lock.....145  
 Twist Lock & Clip.....172  
 Two-Way Radio .....40

**U**

U-Bolts .....205  
 U-Channel .....133  
 U-Channel Ext. ....141  
 Union-Hose.....111  
 Upholstery Washer.....147  
 Upright, Storage Wall Mount .....151  
 Utility Tray.....146  
 Ultra Trik-L-Start Battery Charger .....207

**V**

VacPan.....32  
 Vacuum Breaker .....111, 114  
 Vacuum Cleaner, Built-In.....32  
 Valance Catch .....146  
 Valance Mounting Brace.....146  
 Valve, 90° .....111  
 Valve Assembly.....106, 112  
 Valve, Ball.....111  
 Valve, Bypass.....111  
 Valve Check .....103, 111  
 Valve, Dual .....105  
 Valve, Dump.....105, 106  
 Valve Faucet .....119  
 Valve, Fuel Change Selector .....77  
 Valve Handle .....106  
 Valve Line Drain.....111  
 Valve Needle.....111  
 Valve, Plastic.....111  
 Valve, Pressure Solenoid .....196  
 Valve Replacements.....105  
 Valve Sewer Hose .....105, 106  
 Valve Stem Extension.....200, 204  
 Valve Stem Stabilizer.....200  
 Valve, Straight Stop.....111  
 Valve, Water .....112  
 Valves, Sewer .....105, 106  
 VCR .....39, 43  
 VCR Bracket .....38  
 Velcro Hook.....151  
 Velcro Strip .....151  
 Vent Cover .....181  
 Vent Cover Shade.....97  
 Vent, Defroster .....92, 93  
 Vent, Dryer .....179  
 Vent, Hood .....179  
 Vent, Microwave .....30, 185  
 Vent Pipe, Covered .....106  
 Vent, Range Hood.....179  
 Vent, Refrigerator .....181

# INDEX

Vent, Return Air .....	93, 94
Vent, Roof .....	97-101
Video Camera Switch Box .....	49
Video Control Center .....	39
Video Switch .....	75
Vinyl Glazing .....	136
Vinyl Insert .....	130
Vinyl Wrapped Molding .....	129
Visor Pocket .....	204
Volume Control, Speaker .....	45

## W

Wall Clock .....	59
Wall Lamp .....	52-54
Wall Plate .....	47, 51
Wall Rack .....	152
Wall Track .....	147
Wallmount Radio .....	43
Wand Blind .....	148
Wardrobe Door Latch .....	176, 177
Wardrobe Light .....	58
Washer/Dryer, Clothes .....	32
Washer Nozzle Kit .....	183
Waste Control, Sink .....	107
Wastebasket .....	152, 153
Wastebasket, Slide-Out .....	153
Water Filter .....	120
Water Heater By-Pass .....	114
Water Heater Door .....	127
Water Heaters .....	126, 127
Water Pump .....	112, 113
Water Pump Strainer .....	112
Water Purification System .....	120
Water Regulator .....	114
Water Tank Fittings .....	113
Waterfill Cap/Cord/Spout .....	112
Waterfill, City .....	112
Waterfill, Lockable .....	112
Water Purification Filter .....	120
Water Valve .....	112, 113
Waterline Wrench .....	111
Weatherstrip, Escape Window .....	136
Weatherstrip, Screen Door .....	134
Weatherstrip, Vinyl .....	133
Weatherstrip, Vinyl Bulb .....	130
Weatherstrip, Window .....	134, 135
Weatherstrip, Flocked Belt/Wipe Seal .....	135
Weep Hole Cover .....	136
Welting/Gimp .....	140
Wheel Covers .....	200, 203
Wheel Liners .....	199-203

Wicker Basket .....	152
Window Latch Kit .....	137
Window Operating Parts .....	136
Window Slider Seal .....	135
Windshield Carrier .....	137
Windshield Installation Kit .....	137
Windshield Sunscreen Kit .....	203
Windshield Washer Switch .....	75
Windshield Wiper Nozzle Kit .....	183
Windshield Wiper Switch .....	75
Winegard Satellite Antenna .....	51, 52
Wire Adapter .....	46
Wire Adapter w/Diode Pack .....	83
Wire Assembly .....	41, 42, 46, 51, 62, 68, 69, 83
Wire Assembly, Heater/Tanks .....	83
Wire Asm. Antenna .....	51
Wire Asm. Diode Pack .....	83
Wire Asm. Heater/Tanks .....	83
Wire Asm. Monitor Panel .....	83
Wire Asm. Non-Contact Sensor .....	83
Wire Asm. Pin .....	44
Wire Asm. Power Cable .....	41
Wire Asm. Receiver .....	42
Wire Asm. Satellite Radio .....	41, 42
Wire Connector .....	69, 70
Wire Harness .....	42
Wire Monitor .....	51
Wire Protector .....	171
Wood Plug .....	150
Wrench, Filter .....	120
Wrench, Lug .....	183
Wrench, Hex .....	177
Wrench, Slideroom .....	184
Wrench, Waterline .....	111
Wye, Plumbing .....	113

## Z

Z-Bracket .....	38
Zee/Keeper, Latch .....	172



















